

Vanguard Financials Index Fund

Supplement Dated November 4, 2025, to the Prospectus and Summary Prospectus Dated December 20, 2024

Shareholders of Vanguard Financials Index Fund (the “Fund”) have approved the proposal to reclassify the diversification status of the Fund to nondiversified, as defined under the Investment Company Act of 1940, and eliminate the related fundamental policy, as stated in the Proxy Statement dated August 25, 2025, for the Joint Special Meeting of Shareholders held on November 4, 2025.

Prospectus and Summary Prospectus Text Changes

The following is added under the heading “Principal Risks” in the **Fund Summary** section:

- *Nondiversification risk*, which is the chance that the Fund’s performance may be hurt disproportionately by the poor performance of relatively few stocks or even a single stock. The Fund is considered nondiversified, which means that it may invest a greater percentage of its assets in the securities of particular issuers as compared with diversified mutual funds.

Prospectus Text Changes

The following is added under the heading “Market Exposure” in the **More on the Fund** section:



The Fund is subject to nondiversification risk, which is the chance that the Fund’s performance may be hurt disproportionately by the poor performance of relatively few stocks or even a single stock. The Fund is considered nondiversified, which means that it may invest a greater percentage of its assets in the securities of particular issuers as compared with diversified mutual funds.



Vanguard Funds

Supplement Dated June 18, 2025, to the Prospectuses and Summary Prospectuses

Effective today, one or more portfolio managers no longer serve as co-portfolio manager(s) of each Fund listed in the table below (each, an “impacted Fund,” and collectively, the “impacted Funds”).

Accordingly, all references to the removed portfolio manager(s) listed in the table below in the impacted Funds’ Prospectuses and Summary Prospectuses are hereby deleted in their entirety.

The impacted Funds’ investment objectives, strategies, and policies remain unchanged.

Prospectus and Summary Prospectus Text Changes

The following table lists each impacted Fund and the corresponding portfolio manager(s) removed as co-portfolio manager(s):

Impacted Fund	Removed Portfolio Manager(s)
Vanguard 500 Index Fund	Aaron Choi
Vanguard Balanced Index Fund	Gerard O’Reilly
Vanguard Communication Services Index Fund	Walter Nejman
Vanguard Consumer Discretionary Index Fund	Nick Birkett
Vanguard Consumer Staples Index Fund	Nick Birkett
Vanguard Dividend Appreciation Index Fund	Walter Nejman
Vanguard Energy Index Fund	Nick Birkett
Vanguard ESG U.S. Stock ETF	Nick Birkett
Vanguard Financials Index Fund	Michelle Louie
Vanguard FTSE Social Index Fund	Nick Birkett
Vanguard Global Minimum Volatility Fund	John Ameriks
Vanguard Growth Index Fund	Walter Nejman
Vanguard Health Care Index Fund	Michelle Louie and Walter Nejman
Vanguard High Dividend Yield Index Fund	Nick Birkett

Impacted Fund	Removed Portfolio Manager(s)
Vanguard Industrials Index Fund	Michelle Louie and Walter Nejman
Vanguard Information Technology Index Fund	Nick Birkett and Walter Nejman
Vanguard Institutional Total Stock Market Index Fund	Gerard O'Reilly
Vanguard International High Dividend Yield Index Fund	Aaron Choi
Vanguard Large-Cap Index Fund	Michelle Louie and Walter Nejman
Vanguard Materials Index Fund	Michelle Louie
Vanguard Mega Cap Index Fund	Michelle Louie
Vanguard Mega Cap Growth Index Fund	Michelle Louie
Vanguard Mega Cap Value Index Fund	Michelle Louie
Vanguard Mid-Cap Index Fund	Aurélie Denis
Vanguard Mid-Cap Growth Index Fund	Aurélie Denis
Vanguard Mid-Cap Value Index Fund	Aurélie Denis
Vanguard Real Estate Index Fund	Walter Nejman
Vanguard Real Estate II Index Fund	Walter Nejman
Vanguard Russell 1000 Index Fund	Nick Birkett and Aurélie Denis
Vanguard Russell 1000 Growth Index Fund	Nick Birkett and Aurélie Denis
Vanguard Russell 1000 Value Index Fund	Nick Birkett and Aurélie Denis
Vanguard Russell 2000 Index Fund	Nick Birkett
Vanguard Russell 2000 Growth Index Fund	Nick Birkett
Vanguard Russell 2000 Value Index Fund	Nick Birkett
Vanguard Russell 3000 Index Fund	Nick Birkett and Walter Nejman
Vanguard S&P 500 Growth Index Fund	Michelle Louie
Vanguard S&P 500 Value Index Fund	Michelle Louie
Vanguard S&P Small-Cap 600 Index Fund	Nick Birkett
Vanguard S&P Small-Cap 600 Growth Index Fund	Nick Birkett
Vanguard S&P Small-Cap 600 Value Index Fund	Nick Birkett
Vanguard Small-Cap Growth Index Fund	Nick Birkett

Impacted Fund	Removed Portfolio Manager(s)
Vanguard Small-Cap Value Index Fund	Nick Birkett
Vanguard Tax-Managed Capital Appreciation Fund	Walter Nejman
Vanguard Tax-Managed Small-Cap Fund	Walter Nejman
Vanguard Total Stock Market Index Fund	Gerard O'Reilly
Vanguard U.S. Minimum Volatility ETF	John Ameriks
Vanguard U.S. Momentum Factor ETF	John Ameriks
Vanguard U.S. Multifactor ETF	John Ameriks
Vanguard U.S. Multifactor Fund	John Ameriks
Vanguard U.S. Quality Factor ETF	John Ameriks
Vanguard U.S. Value Factor ETF	John Ameriks
Vanguard Utilities Index Fund	Walter Nejman
Vanguard Value Index Fund	Walter Nejman
Vanguard Variable Insurance Funds — Real Estate Index Portfolio	Walter Nejman



Vanguard Funds

Supplement Dated March 24, 2025, to the Prospectus

This supplement updates the prospectus for each Vanguard fund listed below:

Vanguard Capital Opportunity Fund	Vanguard PRIMECAP Fund
Vanguard Communication Services Index Fund	Vanguard Russell 1000 Growth Index Fund
Vanguard Consumer Discretionary Index Fund	Vanguard Russell 1000 Index Fund
Vanguard Consumer Staples Index Fund	Vanguard Russell 1000 Value Index Fund
Vanguard Core Bond Fund	Vanguard Russell 2000 Growth Index Fund
Vanguard Core-Plus Bond Fund	Vanguard Russell 2000 Index Fund
Vanguard Emerging Markets Bond Fund	Vanguard Russell 2000 Value Index Fund
Vanguard Energy Index Fund	Vanguard Russell 3000 Index Fund
Vanguard Equity Income Fund	Vanguard S&P 500 Growth Index Fund
Vanguard Explorer Value Fund	Vanguard S&P 500 Value Index Fund
Vanguard Extended Duration Treasury Index Fund	Vanguard S&P Mid-Cap 400 Growth Index Fund
Vanguard Financials Index Fund	Vanguard S&P Mid-Cap 400 Index Fund
Vanguard FTSE Social Index Fund	Vanguard S&P Mid-Cap 400 Value Index Fund
Vanguard Global Equity Fund	Vanguard S&P Small-Cap 600 Index Fund
Vanguard Global Wellesley [®] Income Fund	Vanguard S&P Small-Cap 600 Value Index Fund
Vanguard Global Wellington [™] Fund	Vanguard Short-Term Inflation-Protected Securities Index Fund
Vanguard Growth and Income Fund	Vanguard Strategic Equity Fund
Vanguard Health Care Index Fund	Vanguard Strategic Small-Cap Equity Fund
Vanguard Industrials Index Fund	Vanguard Target Retirement 2020 Fund
Vanguard Information Technology Index Fund	Vanguard Target Retirement 2025 Fund
Vanguard Institutional Intermediate-Term Bond Fund	Vanguard Target Retirement 2030 Fund
Vanguard Intermediate-Term Corporate Bond Index Fund	Vanguard Target Retirement 2035 Fund

Vanguard Intermediate-Term Treasury Index Fund	Vanguard Target Retirement 2040 Fund
Vanguard International Core Stock Fund	Vanguard Target Retirement 2045 Fund
Vanguard International Growth Fund	Vanguard Target Retirement 2050 Fund
Vanguard Long-Term Corporate Bond Index Fund	Vanguard Target Retirement 2055 Fund
Vanguard Long-Term Treasury Index Fund	Vanguard Target Retirement 2060 Fund
Vanguard Materials Index Fund	Vanguard Target Retirement 2065 Fund
Vanguard Mega Cap Growth Index Fund	Vanguard Target Retirement 2070 Fund
Vanguard Mega Cap Index Fund	Vanguard Target Retirement Income Fund
Vanguard Mega Cap Value Index Fund	Vanguard U.S. Growth Fund
Vanguard Mortgage-Backed Securities Index Fund	Vanguard Utilities Index Fund
Vanguard Multi-Sector Income Bond Fund	Vanguard Wellesley [®] Income Fund
Vanguard PRIMECAP Core Fund	

Prospectus Text Changes

In the **More on the Fund(s)** section under the heading “Redemption Requests” the following text under the subheading “Potential redemption activity impacts” is replaced as follows:

Potential redemption activity impacts. Vanguard funds can be negatively impacted by certain large redemptions. These redemptions could occur due to a single shareholder or multiple shareholders deciding to sell a large quantity of shares of a fund or a share class of the fund. Large redemptions can occur for many reasons, either as a result of actions taken by Vanguard or its affiliates, or as a result of events unrelated to actions taken by Vanguard or its affiliates. Actions taken by Vanguard could include, but are not limited to, changes to a fund’s advisor(s), changes to a fund’s portfolio manager(s), changes to the composition of a fund’s portfolio, and/or other product changes or launches that, for example, result in shareholders redeeming shares of one fund to purchase shares of another fund or investment vehicle. For a fund of funds, actions taken by Vanguard could include a withdrawal from an underlying fund or a change in the allocation to underlying funds. Events unrelated to actions taken by Vanguard could include shareholders selling out of a fund in response to market movements or regulatory changes.

A large redemption could adversely affect a fund's liquidity and net asset value (NAV). For example, a large redemption could require a fund's manager to sell portfolio holdings at unplanned or inopportune times. The manager's sale of these holdings, which is a taxable event, could require the fund to distribute any corresponding capital gains or other taxable income to the fund's remaining shareholders; see *Dividends, Capital Gains, and Taxes* for additional information. The increased trading activity could also increase underlying costs for the fund due to commissions paid by the fund. When large redemptions occur, the Vanguard funds reserve the right to pay all or part of the redemptions in-kind and/or delay payment of the redemption proceeds for up to seven calendar days; see "Potentially disruptive redemptions" under *Redeeming Shares* in the **Investing With Vanguard** section.

In the **Investing With Vanguard** section, under the heading "Frequent-Trading Limitations," the following bullet point replaces the seventh bullet point under "These frequent-trading limitations *do not* apply to":

- Redemptions of shares to remove excess shareholder contributions to certain types of retirement accounts (including, but not limited to, IRAs, certain Individual 403(b)(7) Custodial Accounts, and Vanguard Individual 401(k) Plans).

In the same section, the following text is replaced under "For participants in employer-sponsored defined contribution plans,* the frequent-trading limitations *do not* apply to":

*The following Vanguard fund accounts are also subject to the frequent-trading limitations: SEP-IRAs, SIMPLE IRAs, certain Individual 403(b)(7) Custodial Accounts, and Vanguard Individual 401(k) Plans.



Vanguard Funds

Supplement Dated February 18, 2025, to the Prospectuses and Summary Prospectuses

Effective today, one or more portfolio managers have been added as co-portfolio manager(s) of each Fund/Portfolio listed in the table below (each, an “impacted Fund,” and collectively, the “impacted Funds”). The impacted Funds’ investment objectives, strategies, and policies remain unchanged.

Prospectus and Summary Prospectus Text Changes

The following table lists each impacted Fund and the corresponding portfolio manager(s) added as co-portfolio manager(s):

Impacted Fund	Portfolio Manager(s)
Vanguard 500 Index Fund	Aurélie Denis
Vanguard Communication Services Index Fund	Aaron Choi and Chris Nieves
Vanguard Consumer Discretionary Index Fund	Aaron Choi and Chris Nieves
Vanguard Consumer Staples Index Fund	Aaron Choi and Chris Nieves
Vanguard Developed Markets Index Fund	Nicole Brubaker
Vanguard Dividend Appreciation Index Fund	Kenny Narzikul and Jena Stenger
Vanguard Emerging Markets Stock Index Fund	John Kraynak
Vanguard Energy Index Fund	Aaron Choi and Chris Nieves
Vanguard European Stock Index Fund	John Kraynak
Vanguard ESG U.S. Stock ETF	Aaron Choi and Chris Nieves
Vanguard Extended Market Index Fund	Walter Nejman
Vanguard Financials Index Fund	Jena Stenger
Vanguard FTSE All-World ex-US Small-Cap Index Fund	Nicole Brubaker
Vanguard FTSE Social Index Fund	Aaron Choi and Chris Nieves
Vanguard Global ex-U.S. Real Estate Index Fund	John Kraynak
Vanguard Growth Index Fund	Aaron Choi and Jena Stenger

Vanguard Health Care Index Fund	Aaron Choi and Kenny Narzikul
Vanguard High Dividend Yield Index Fund	Chris Nieves and Jena Stenger
Vanguard Industrials Index Fund	Aaron Choi and Kenny Narzikul
Vanguard Information Technology Index Fund	Kenny Narzikul and Jena Stenger
Vanguard Institutional Index Fund	Aur�lie Denis
Vanguard Institutional Total Stock Market Index Fund	Nick Birkett
Vanguard International High Dividend Yield Index Fund	Scott E. Geiger
Vanguard Large-Cap Index Fund	Chris Nieves and Jena Stenger
Vanguard Materials Index Fund	Jena Stenger
Vanguard Mega Cap Index Fund	Chris Nieves and Jena Stenger
Vanguard Mega Cap Growth Index Fund	Chris Nieves and Jena Stenger
Vanguard Mega Cap Value Index Fund	Chris Nieves and Jena Stenger
Vanguard Mid-Cap Index Fund	Kenny Narzikul
Vanguard Mid-Cap Growth Index Fund	Kenny Narzikul
Vanguard Mid-Cap Value Index Fund	Kenny Narzikul
Vanguard Pacific Stock Index Fund	Nicole Brubaker
Vanguard Real Estate Index Fund	Chris Nieves and Jena Stenger
Vanguard Real Estate II Index Fund	Chris Nieves and Jena Stenger
Vanguard Russell 1000 Index Fund	Chris Nieves and Jena Stenger
Vanguard Russell 1000 Growth Index Fund	Chris Nieves and Jena Stenger
Vanguard Russell 1000 Value Index Fund	Chris Nieves and Jena Stenger
Vanguard Russell 2000 Index Fund	Aaron Choi
Vanguard Russell 2000 Growth Index Fund	Aaron Choi
Vanguard Russell 2000 Value Index Fund	Aaron Choi
Vanguard Russell 3000 Index Fund	Aaron Choi and Kenny Narzikul
Vanguard S&P 500 Growth Index Fund	Chris Nieves
Vanguard S&P 500 Value Index Fund	Chris Nieves
Vanguard S&P Mid-Cap 400 Index Fund	Chris Nieves

Vanguard S&P Mid-Cap 400 Growth Index Fund	Chris Nieves
Vanguard S&P Mid-Cap 400 Value Index Fund	Chris Nieves
Vanguard S&P Small-Cap 600 Index Fund	Jena Stenger
Vanguard S&P Small-Cap 600 Growth Index Fund	Jena Stenger
Vanguard S&P Small-Cap 600 Value Index Fund	Jena Stenger
Vanguard Small-Cap Index Fund	Aaron Choi
Vanguard Small-Cap Growth Index Fund	Aaron Choi and Kenny Narzikul
Vanguard Small-Cap Value Index Fund	Aaron Choi and Kenny Narzikul
Vanguard Tax-Managed Capital Appreciation Fund	Chris Nieves and Jena Stenger
Vanguard Tax-Managed Small-Cap Fund	Chris Nieves
Vanguard Total International Stock Index Fund	Jeffrey D. Miller
Vanguard Total Stock Market Index Fund	Nick Birkett
Vanguard Utilities Index Fund	Chris Nieves and Jena Stenger
Vanguard Value Index Fund	Aaron Choi and Jena Stenger
Vanguard Variable Insurance Funds (VVIF) — Equity Index Portfolio	Walter Nejman
VVIF — Mid-Cap Index Portfolio	Kenny Narzikul
VVIF — Real Estate Index Portfolio	Chris Nieves and Jena Stenger
VVIF — Total International Stock Market Index Portfolio	Michael R. Roach
VVIF — Total Stock Market Index Portfolio	Michael R. Roach

The following is added under the heading “Investment Advisor” in the Summary Prospectus and the summary section of the Prospectus for each impacted Fund, as appropriate:

Nick Birkett, CFA, Portfolio Manager at Vanguard. He has co-managed the Fund since February 2025.

Nicole Brubaker, Portfolio Manager at Vanguard. She has co-managed the Fund since February 2025.

Aaron Choi, CFA, Portfolio Manager at Vanguard. He has co-managed the Fund since February 2025.

Aurélie Denis, CFA, Portfolio Manager at Vanguard. She has co-managed the Fund since February 2025.

Scott E. Geiger, CFA, Portfolio Manager at Vanguard. He has co-managed the Fund since February 2025.

John Kraynak, CFA, Portfolio Manager at Vanguard. He has co-managed the Fund since February 2025.

Jeffrey D. Miller, Portfolio Manager at Vanguard. He has co-managed the Fund since February 2025.

Kenny Narzikul, CFA, Portfolio Manager at Vanguard. He has co-managed the Fund/Portfolio since February 2025.

Chris Nieves, CFA, Portfolio Manager at Vanguard. He has co-managed the Fund/Portfolio since February 2025.

Walter Nejman, Portfolio Manager at Vanguard. He has co-managed the Fund/Portfolio since February 2025.

Michael R. Roach, CFA, Portfolio Manager at Vanguard. He has co-managed the Portfolio since February 2025.

Jena Stenger, Portfolio Manager at Vanguard. She has co-managed the Fund/Portfolio since February 2025.

Prospectus Text Changes

The following is added under the heading “Investment Advisor” in the **More on the Fund(s)** or **More on the Portfolio** section for each impacted Fund, as appropriate:

Nick Birkett, CFA, Portfolio Manager at Vanguard. He has worked in investment management since 2005, has been with Vanguard since 2017, and has co-managed the Fund since February 2025. Education: B.S., University of Bath.

Nicole Brubaker, Portfolio Manager at Vanguard. She has been with Vanguard since 2014, has worked in investment management since 2018, and has co-managed the Fund since February 2025. Education: B.S., Millersville University.

Aaron Choi, CFA, Portfolio Manager at Vanguard. He has been with Vanguard since 2011, has worked in investment management since 2015, and has co-managed the Fund since February 2025. Education: B.S., Pennsylvania State University.

Aurélie Denis, CFA, Portfolio Manager at Vanguard. She has been with Vanguard since 2016, has worked in investment management since 2017, has managed investment portfolios since 2023, and has co-managed the Fund since February 2025. Education: B.S., Pennsylvania State University.

Scott E. Geiger, CFA, Portfolio Manager at Vanguard. He has been with Vanguard since 2006, has worked in investment management since 2008, has managed investment portfolios since 2013, and has co-managed the Fund since February 2025. Education: B.S., Millersville University.

John Kraynak, CFA, Portfolio Manager at Vanguard. He has been with Vanguard since 2010, has worked in investment management since 2018, and has co-managed the Fund since February 2025. Education: B.S., Millersville University; M.B.A., Drexel University.

Jeffrey D. Miller, Portfolio Manager at Vanguard. He has been with Vanguard since 1999, has managed investment portfolios since 2010, and has co-managed the Fund since February 2025. Education: B.A., Pennsylvania State University; M.B.A., Drexel University.

Kenny Narzikul, CFA, Portfolio Manager at Vanguard. He has been with Vanguard since 2012, has worked in investment management since 2016, has managed investment portfolios since 2023, and has co-managed the Fund/Portfolio since February 2025. Education: B.B.A., James Madison University.

Chris Nieves, CFA, Portfolio Manager at Vanguard. He has worked in investment management since 2013, has been with Vanguard since 2017, and has co-managed the Fund/Portfolio since February 2025. Education: B.A., Cornell University; MEng., Cornell University.

Walter Nejman, Portfolio Manager at Vanguard. He has been with Vanguard since 2005, has worked in investment management since 2008, and has co-managed the Fund/Portfolio since February 2025. Education: B.A., Arcadia University; M.B.A., Villanova University.

Michael R. Roach, CFA, Portfolio Manager at Vanguard. He has been with Vanguard since 1998, has worked in investment management since 2000, had previously managed investment portfolios from 2009–2019, and has co-managed the Portfolio since February 2025. Education: B.S., Bloomsburg University; M.S., Drexel University.

Jena Stenger, Portfolio Manager at Vanguard. She has worked in investment management since 2013, has been with Vanguard since 2015, and has co-managed the Fund/Portfolio since February 2025. Education: B.S., Villanova University; M.B.A., University of Chicago Booth School of Business.

CFA® is a registered trademark owned by CFA Institute.



Vanguard Communication Services Index Fund
Vanguard Consumer Discretionary Index Fund
Vanguard Consumer Staples Index Fund
Vanguard Energy Index Fund
Vanguard Financials Index Fund
Vanguard Health Care Index Fund
Vanguard Industrials Index Fund
Vanguard Information Technology Index Fund
Vanguard Materials Index Fund
Vanguard Utilities Index Fund

**Supplement to the Prospectus and Summary Prospectuses
Dated December 20, 2024**

As approved by the Funds’ Board of Trustees, Vanguard Communication Services Index Fund, Vanguard Consumer Discretionary Index Fund, Vanguard Consumer Staples Index Fund, Vanguard Energy Index Fund, Vanguard Financials Index Fund, Vanguard Health Care Index Fund, Vanguard Industrials Index Fund, Vanguard Information Technology Index Fund, Vanguard Materials Index Fund, and Vanguard Utilities Index Fund (each, a Fund) have reduced their expense ratios. Effective February 3, 2025, the Annual Fund Operating Expenses table and the hypothetical expenses examples for each Fund are hereby deleted and replaced with the following:

Prospectus and Summary Prospectus Text Changes for Vanguard Communication Services Index Fund

Annual Fund Operating Expenses
(Expenses that you pay each year as a percentage of the value of your investment)

Management Fees	0.08%
12b-1 Distribution Fee	None
Other Expenses	0.01%
Total Annual Fund Operating Expenses ¹	0.09%

1 The expense information shown in the table has been restated to reflect current fees.

Example

The following example is intended to help you compare the cost of investing in the Fund's Admiral Shares with the cost of investing in other mutual funds. It illustrates the hypothetical expenses that you would incur over various periods if you were to invest \$10,000 in the Fund's shares. This example assumes that the shares provide a return of 5% each year and that total annual fund operating expenses remain as stated in the preceding table. You would incur these hypothetical expenses whether or not you were to redeem your investment at the end of the given period. Although your actual costs may be higher or lower, based on these assumptions your costs would be:

1 Year	3 Years	5 Years	10 Years
\$9	\$29	\$51	\$115

Prospectus and Summary Prospectus Text Changes for Vanguard Consumer Discretionary Index Fund

Annual Fund Operating Expenses

(Expenses that you pay each year as a percentage of the value of your investment)

Management Fees	0.08%
12b-1 Distribution Fee	None
Other Expenses	0.01%
Total Annual Fund Operating Expenses ¹	0.09%

1 The expense information shown in the table has been restated to reflect current fees.

Example

The following example is intended to help you compare the cost of investing in the Fund's Admiral Shares with the cost of investing in other mutual funds. It illustrates the hypothetical expenses that you would incur over various periods if you were to invest \$10,000 in the Fund's shares. This example assumes that the shares provide a return of 5% each year and that total annual fund operating expenses remain as stated in the preceding table. You would incur these hypothetical expenses whether or not you were to redeem your investment at the end of the given period. Although your actual costs may be higher or lower, based on these assumptions your costs would be:

1 Year	3 Years	5 Years	10 Years
\$9	\$29	\$51	\$115

Prospectus and Summary Prospectus Text Changes for Vanguard Consumer Staples Index Fund

Annual Fund Operating Expenses

(Expenses that you pay each year as a percentage of the value of your investment)

Management Fees	0.08%
12b-1 Distribution Fee	None
Other Expenses	0.01%
Total Annual Fund Operating Expenses ¹	0.09%

1 The expense information shown in the table has been restated to reflect current fees.

Example

The following example is intended to help you compare the cost of investing in the Fund's Admiral Shares with the cost of investing in other mutual funds. It illustrates the hypothetical expenses that you would incur over various periods if you were to invest \$10,000 in the Fund's shares. This example assumes that the shares provide a return of 5% each year and that total annual fund operating expenses remain as stated in the preceding table. You would incur these hypothetical expenses whether or not you were to redeem your investment at the end of the given period. Although your actual costs may be higher or lower, based on these assumptions your costs would be:

1 Year	3 Years	5 Years	10 Years
\$9	\$29	\$51	\$115

Prospectus and Summary Prospectus Text Changes for Vanguard Energy Index Fund

Annual Fund Operating Expenses

(Expenses that you pay each year as a percentage of the value of your investment)

Management Fees	0.08%
12b-1 Distribution Fee	None
Other Expenses	0.01%
Total Annual Fund Operating Expenses ¹	0.09%

1 The expense information shown in the table has been restated to reflect current fees.

Example

The following example is intended to help you compare the cost of investing in the Fund's Admiral Shares with the cost of investing in other mutual funds. It illustrates the hypothetical expenses that you would incur over various periods if you were to invest \$10,000 in the Fund's shares. This example assumes that the shares provide a return of 5% each year and that total annual fund operating expenses remain as stated in the preceding table. You would incur these hypothetical expenses whether or not you were to redeem your investment at the end of the given period. Although your actual costs may be higher or lower, based on these assumptions your costs would be:

1 Year	3 Years	5 Years	10 Years
\$9	\$29	\$51	\$115

Prospectus and Summary Prospectus Text Changes for Vanguard Financials Index Fund

Annual Fund Operating Expenses

(Expenses that you pay each year as a percentage of the value of your investment)

Management Fees	0.08%
12b-1 Distribution Fee	None
Other Expenses	0.01%
Total Annual Fund Operating Expenses ¹	0.09%

1 The expense information shown in the table has been restated to reflect current fees.

Example

The following example is intended to help you compare the cost of investing in the Fund's Admiral Shares with the cost of investing in other mutual funds. It illustrates the hypothetical expenses that you would incur over various periods if you were to invest \$10,000 in the Fund's shares. This example assumes that the shares provide a return of 5% each year and that total annual fund operating expenses remain as stated in the preceding table. You would incur these hypothetical expenses whether or not you were to redeem your investment at the end of the given period. Although your actual costs may be higher or lower, based on these assumptions your costs would be:

1 Year	3 Years	5 Years	10 Years
\$9	\$29	\$51	\$115

Prospectus and Summary Prospectus Text Changes for Vanguard Health Care Index Fund

Annual Fund Operating Expenses

(Expenses that you pay each year as a percentage of the value of your investment)

Management Fees	0.08%
12b-1 Distribution Fee	None
Other Expenses	0.01%
Total Annual Fund Operating Expenses ¹	0.09%

1 The expense information shown in the table has been restated to reflect current fees.

Example

The following example is intended to help you compare the cost of investing in the Fund's Admiral Shares with the cost of investing in other mutual funds. It illustrates the hypothetical expenses that you would incur over various periods if you were to invest \$10,000 in the Fund's shares. This example assumes that the shares provide a return of 5% each year and that total annual fund operating expenses remain as stated in the preceding table. You would incur these hypothetical expenses whether or not you were to redeem your investment at the end of the given period. Although your actual costs may be higher or lower, based on these assumptions your costs would be:

1 Year	3 Years	5 Years	10 Years
\$9	\$29	\$51	\$115

Prospectus and Summary Prospectus Text Changes for Vanguard Industrials Index Fund

Annual Fund Operating Expenses

(Expenses that you pay each year as a percentage of the value of your investment)

Management Fees	0.08%
12b-1 Distribution Fee	None
Other Expenses	0.01%
Total Annual Fund Operating Expenses ¹	0.09%

1 The expense information shown in the table has been restated to reflect current fees.

Example

The following example is intended to help you compare the cost of investing in the Fund's Admiral Shares with the cost of investing in other mutual funds. It illustrates the hypothetical expenses that you would incur over various periods if you were to invest \$10,000 in the Fund's shares. This example assumes that the shares provide a return of 5% each year and that total annual fund operating expenses remain as stated in the preceding table. You would incur these hypothetical expenses whether or not you were to redeem your investment at the end of the given period. Although your actual costs may be higher or lower, based on these assumptions your costs would be:

1 Year	3 Years	5 Years	10 Years
\$9	\$29	\$51	\$115

Prospectus and Summary Prospectus Text Changes for Vanguard Information Technology Index Fund

Annual Fund Operating Expenses

(Expenses that you pay each year as a percentage of the value of your investment)

Management Fees	0.08%
12b-1 Distribution Fee	None
Other Expenses	0.01%
Total Annual Fund Operating Expenses ¹	0.09%

1 The expense information shown in the table has been restated to reflect current fees.

Example

The following example is intended to help you compare the cost of investing in the Fund's Admiral Shares with the cost of investing in other mutual funds. It illustrates the hypothetical expenses that you would incur over various periods if you were to invest \$10,000 in the Fund's shares. This example assumes that the shares provide a return of 5% each year and that total annual fund operating expenses remain as stated in the preceding table. You would incur these hypothetical expenses whether or not you were to redeem your investment at the end of the given period. Although your actual costs may be higher or lower, based on these assumptions your costs would be:

1 Year	3 Years	5 Years	10 Years
\$9	\$29	\$51	\$115

Prospectus and Summary Prospectus Text Changes for Vanguard Materials Index Fund

Annual Fund Operating Expenses

(Expenses that you pay each year as a percentage of the value of your investment)

Management Fees	0.08%
12b-1 Distribution Fee	None
Other Expenses	0.01%
Total Annual Fund Operating Expenses ¹	0.09%

1 The expense information shown in the table has been restated to reflect current fees.

Example

The following example is intended to help you compare the cost of investing in the Fund's Admiral Shares with the cost of investing in other mutual funds. It illustrates the hypothetical expenses that you would incur over various periods if you were to invest \$10,000 in the Fund's shares. This example assumes that the shares provide a return of 5% each year and that total annual fund operating expenses remain as stated in the preceding table. You would incur these hypothetical expenses whether or not you were to redeem your investment at the end of the given period. Although your actual costs may be higher or lower, based on these assumptions your costs would be:

1 Year	3 Years	5 Years	10 Years
\$9	\$29	\$51	\$115

Prospectus and Summary Prospectus Text Changes for Vanguard Utilities Index Fund

Annual Fund Operating Expenses

(Expenses that you pay each year as a percentage of the value of your investment)

Management Fees	0.08%
12b-1 Distribution Fee	None
Other Expenses	0.01%
Total Annual Fund Operating Expenses ¹	0.09%

1 The expense information shown in the table has been restated to reflect current fees.

Example

The following example is intended to help you compare the cost of investing in the Fund's Admiral Shares with the cost of investing in other mutual funds. It illustrates the hypothetical expenses that you would incur over various periods if you were to invest \$10,000 in the Fund's shares. This example assumes that the shares provide a return of 5% each year and that total annual fund operating expenses remain as stated in the preceding table. You would incur these hypothetical expenses whether or not you were to redeem your investment at the end of the given period. Although your actual costs may be higher or lower, based on these assumptions your costs would be:

1 Year	3 Years	5 Years	10 Years
\$9	\$29	\$51	\$115



Vanguard U.S. Sector Index Funds Prospectus

December 20, 2024

Admiral™ Shares

Vanguard Communication Services Index Fund Admiral Shares (VTCAX)

Vanguard Consumer Discretionary Index Fund Admiral Shares (VCDAX)

Vanguard Consumer Staples Index Fund Admiral Shares (VCSAX)

Vanguard Energy Index Fund Admiral Shares (VENAX)

Vanguard Financials Index Fund Admiral Shares (VFAIX)

Vanguard Health Care Index Fund Admiral Shares (VHCIX)

Vanguard Industrials Index Fund Admiral Shares (VINAX)

Vanguard Information Technology Index Fund Admiral Shares (VITAX)

Vanguard Materials Index Fund Admiral Shares (VMIAX)

Vanguard Utilities Index Fund Admiral Shares (VUIAX)



This prospectus contains financial data for the Funds through the fiscal year ended August 31, 2024.

The Securities and Exchange Commission (SEC) has not approved or disapproved these securities or passed upon the adequacy of this prospectus. Any representation to the contrary is a criminal offense.

Contents

Fund Summaries	Financial Highlights	82
Vanguard Communication Services Index Fund	1 Investing With Vanguard	92
Vanguard Consumer Discretionary Index Fund	7 Purchasing Shares	92
Vanguard Consumer Staples Index Fund	13 Converting Shares	95
Vanguard Energy Index Fund	19 Redeeming Shares	96
Vanguard Financials Index Fund	25 Exchanging Shares	100
Vanguard Health Care Index Fund	31 Frequent-Trading Limitations	100
Vanguard Industrials Index Fund	37 Other Rules You Should Know	103
Vanguard Information Technology Index Fund	43 Fund and Account Updates	107
Vanguard Materials Index Fund	49 Employer-Sponsored Plans	108
Vanguard Utilities Index Fund	55 Contacting Vanguard	110
More on the Funds	61 Additional Information	111
The Funds and Vanguard	75 Glossary of Investment Terms	113
Investment Advisor	75	
Dividends, Capital Gains, and Taxes	77	
Share Price	80	

Vanguard Communication Services Index Fund

Investment Objective

The Fund seeks to track the performance of a benchmark index that measures the investment return of communication services stocks.

Fees and Expenses

The following tables describe the fees and expenses you may pay if you buy, hold, and sell Admiral Shares of the Fund. **You may pay other fees, such as brokerage commissions and other fees to financial intermediaries, which are not reflected in the tables and example below.**

Shareholder Fees

(Fees paid directly from your investment)

Sales Charge (Load) Imposed on Purchases	None
Purchase Fee	None
Sales Charge (Load) Imposed on Reinvested Dividends	None
Redemption Fee	None
Account Service Fee Per Year (for certain fund account balances below \$5,000,000)	\$25

Annual Fund Operating Expenses

(Expenses that you pay each year as a percentage of the value of your investment)

Management Fees	0.09%
12b-1 Distribution Fee	None
Other Expenses	0.01%
Total Annual Fund Operating Expenses	0.10%

Example

The following example is intended to help you compare the cost of investing in the Fund's Admiral Shares with the cost of investing in other mutual funds. It illustrates the hypothetical expenses that you would incur over various periods if you were to invest \$10,000 in the Fund's shares. This example assumes that the shares provide a return of 5% each year and that total annual fund operating expenses remain as stated in the preceding table. You would incur these hypothetical expenses whether or not you were to redeem your investment at the end of the given period. Although your actual costs may be higher or lower, based on these assumptions your costs would be:

1 Year	3 Years	5 Years	10 Years
\$10	\$32	\$56	\$128

Portfolio Turnover

The Fund pays transaction costs, such as commissions, when it buys and sells securities (or “turns over” its portfolio). A higher portfolio turnover rate may indicate higher transaction costs and may result in more taxes when Fund shares are held in a taxable account. These costs, which are not reflected in annual fund operating expenses or in the previous expense example, reduce the Fund's performance. During the most recent fiscal year, the Fund's portfolio turnover rate was 15% of the average value of its portfolio.

Principal Investment Strategies

The Fund employs an indexing investment approach designed to track the performance of the MSCI US Investable Market Index (IMI)/Communication Services 25/50 (the Index), an index made up of stocks of large, mid-size, and small U.S. companies within the communication services sector, as classified under the Global Industry Classification Standard (GICS). The GICS communication services sector is made up of companies that facilitate communication and offer related content and information through various mediums. It includes telecommunication companies and media and entertainment companies, including producers of interactive gaming products and companies engaged in content and information creation or distribution through proprietary platforms.

The Fund attempts to replicate the target index by seeking to invest all, or substantially all, of its assets in the stocks that make up the Index, in order to hold each stock in approximately the same proportion as its weighting in the Index.

Principal Risks

An investment in the Fund could lose money over short or long periods of time. You should expect the Fund's share price and total return to fluctuate within a wide range. The Fund is subject to the following risks, which could affect the Fund's performance:

- *Stock market risk*, which is the chance that stock prices overall will decline. Stock markets tend to move in cycles, with periods of rising prices and periods of falling prices. The Fund's target index tracks a subset of the U.S. stock market, which could cause the Fund to perform differently from the overall stock market.
- *Sector risk*, which is the chance that significant problems will affect a particular sector, or that returns from that sector will trail returns from the overall stock market. Daily fluctuations in specific market sectors are often more extreme or volatile than fluctuations in the overall market. Because the Fund seeks to invest all, or substantially all, of its assets in the communication services sector, the Fund's performance largely depends—for better or for worse—on the general condition of that sector. Companies in the communication services sector could be affected by, among other things, overall economic conditions, competition, and government regulation. Sector risk is expected to be high for the Fund.
- *Nondiversification risk*, which is the chance that the Fund's performance may be hurt disproportionately by the poor performance of relatively few stocks or even a single stock. The Fund is considered nondiversified, which means that it may invest a greater percentage of its assets in the securities of a small number of issuers as compared with diversified mutual funds. Because the Fund tends to invest a relatively high percentage of its assets in its ten largest holdings, fluctuations in the market value of a single Fund holding could cause significant changes to the Fund's share price. Nondiversification risk is expected to be high for the Fund.
- *Investment style risk*, which is the chance that returns from the types of stocks in which the Fund invests will trail returns from the overall stock market. Small-, mid-, and large-cap stocks each tend to go through cycles of doing better or worse than other segments of the stock market or the stock market in general. These periods have, in the past, lasted for as long as several years. Historically, small- and mid-cap stocks have been more volatile in price than large-cap stocks. The stock prices of small and mid-size companies tend to experience greater volatility because, among other things, these companies tend to be more sensitive to changing economic conditions.
- *Index-related risks*. The Fund is subject to risks associated with index investing, which include passive management risk, tracking error risk, and index provider risk. Passive management risk is the chance that the Fund's use of an indexing strategy will negatively impact the Fund's performance. Because the

Fund seeks to track the performance of its target index regardless of how that index is performing, the Fund's performance may be lower than it would be if the Fund were actively managed. Tracking error risk is the chance that the Fund's performance will deviate from the performance of its target index. Tracking error risk may be heightened during times of increased market volatility or under other unusual market conditions. Index provider risk is the chance that the Fund will be negatively impacted by changes or errors made by the index provider. Any gains, losses, or costs associated with or resulting from an error made by the index provider will generally be borne by the Fund and, as a result, the Fund's shareholders.

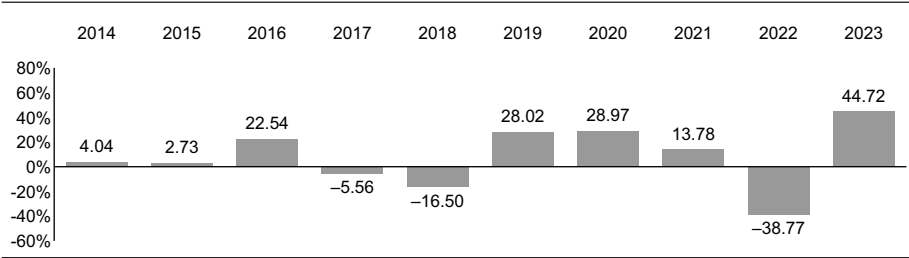
- *Index replicating risk*, which is the chance that the Fund may be prevented from holding one or more securities in the same proportion as in its target index.

An investment in the Fund is not a deposit of a bank and is not insured or guaranteed by the Federal Deposit Insurance Corporation or any other government agency.

Annual Total Returns

The following bar chart and table are intended to help you understand the risks of investing in the Fund. The bar chart shows how the performance of the Fund's Admiral Shares has varied from one calendar year to another over the periods shown. The table shows how the average annual total returns of the Admiral Shares compare with those of the Fund's target index and other comparative indexes, which have investment characteristics similar to those of the Fund. The Communication Services Spliced Index reflects the performance of the MSCI US IMI/ Telecommunication Services 25/50 through May 2, 2018; the MSCI US IMI/Communication Services 25/50 Transition Index through December 2, 2018; and the MSCI US IMI/Communication Services 25/50 thereafter. Keep in mind that the Fund's past performance (before and after taxes) does not indicate how the Fund will perform in the future. Updated performance information is available on our website at vanguard.com/performance.

Annual Total Returns — Vanguard Communication Services Index Fund Admiral Shares¹



1 The year-to-date return as of the most recent calendar quarter, which ended on September 30, 2024, was 24.62%.

During the periods shown in the bar chart, the highest and lowest returns for a calendar quarter were:

	Total Return	Quarter
Highest	22.23%	June 30, 2020
Lowest	-21.46%	June 30, 2022

Average Annual Total Returns for Periods Ended December 31, 2023

	1 Year	5 Years	10 Years
Vanguard Communication Services Index Fund Admiral Shares			
Return Before Taxes	44.72%	10.73%	5.57%
Return After Taxes on Distributions	44.27	10.48	5.06
Return After Taxes on Distributions and Sale of Fund Shares	26.66	8.50	4.33
Communication Services Spliced Index			
(reflects no deduction for fees, expenses, or taxes)	44.41%	10.70%	5.54%
MSCI US IMI/Communication Services 25/50			
(reflects no deduction for fees, expenses, or taxes)	44.41	10.70	6.90
MSCI US Investable Market 2500 Index			
(reflects no deduction for fees, expenses, or taxes)	26.26	15.33	11.58

Actual after-tax returns depend on your tax situation and may differ from those shown in the preceding table. When after-tax returns are calculated, it is assumed that the shareholder was in the highest individual federal marginal income tax bracket at the time of each distribution of income or capital gains or upon redemption. State and local income taxes are not reflected in the calculations. Please note that after-tax returns are not relevant for a shareholder who holds fund shares in a tax-deferred account, such as an individual retirement account or a 401(k) plan. Also, figures captioned *Return After Taxes*

on Distributions and Sale of Fund Shares may be higher than other figures for the same period if a capital loss occurs upon redemption and results in an assumed tax deduction for the shareholder.

Investment Advisor

The Vanguard Group, Inc. (Vanguard)

Portfolio Manager

Walter Nejman, Portfolio Manager at Vanguard. He has managed the Fund since 2015.

Purchase and Sale of Fund Shares

You may purchase or redeem shares online through our website (vanguard.com), by mail (The Vanguard Group, P.O. Box 982901, El Paso, TX 79998-2901), or by telephone (800-662-2739). The minimum investment amount required to open and maintain a Fund account for Admiral Shares is \$100,000. The minimum investment amount required to add to an existing Fund account is generally \$1. Financial intermediaries, institutional clients, and Vanguard-advised clients should contact Vanguard for information on special eligibility rules that may apply to them regarding Admiral Shares. If you are investing through an intermediary, please contact that firm directly for more information regarding your eligibility. If you are investing through an employer-sponsored retirement or savings plan, your plan administrator or your benefits office can provide you with detailed information on how you can invest through your plan.

Tax Information

The Fund's distributions may be taxable as ordinary income or capital gains. If you are investing through a tax-advantaged account, such as an IRA or an employer-sponsored retirement or savings plan, special tax rules apply. You should consult your own tax advisor with respect to any particular U.S. or non-U.S. tax consequences of your investment in the Fund.

Payments to Financial Intermediaries

The Fund and its investment advisor do not pay financial intermediaries for sales of Fund shares.

Vanguard Consumer Discretionary Index Fund

Investment Objective

The Fund seeks to track the performance of a benchmark index that measures the investment return of consumer discretionary stocks.

Fees and Expenses

The following tables describe the fees and expenses you may pay if you buy, hold, and sell Admiral Shares of the Fund. **You may pay other fees, such as brokerage commissions and other fees to financial intermediaries, which are not reflected in the tables and example below.**

Shareholder Fees

(Fees paid directly from your investment)

Sales Charge (Load) Imposed on Purchases	None
Purchase Fee	None
Sales Charge (Load) Imposed on Reinvested Dividends	None
Redemption Fee	None
Account Service Fee Per Year (for certain fund account balances below \$5,000,000)	\$25

Annual Fund Operating Expenses

(Expenses that you pay each year as a percentage of the value of your investment)

Management Fees	0.09%
12b-1 Distribution Fee	None
Other Expenses	0.01%
Total Annual Fund Operating Expenses	0.10%

Example

The following example is intended to help you compare the cost of investing in the Fund's Admiral Shares with the cost of investing in other mutual funds. It illustrates the hypothetical expenses that you would incur over various periods if you were to invest \$10,000 in the Fund's shares. This example assumes that the shares provide a return of 5% each year and that total annual fund operating expenses remain as stated in the preceding table. You would incur these hypothetical expenses whether or not you were to redeem your investment at the end of the given period. Although your actual costs may be higher or lower, based on these assumptions your costs would be:

1 Year	3 Years	5 Years	10 Years
\$10	\$32	\$56	\$128

Portfolio Turnover

The Fund pays transaction costs, such as commissions, when it buys and sells securities (or "turns over" its portfolio). A higher portfolio turnover rate may indicate higher transaction costs and may result in more taxes when Fund shares are held in a taxable account. These costs, which are not reflected in annual fund operating expenses or in the previous expense example, reduce the Fund's performance. During the most recent fiscal year, the Fund's portfolio turnover rate was 6% of the average value of its portfolio.

Principal Investment Strategies

The Fund employs an indexing investment approach designed to track the performance of the MSCI US Investable Market Index (IMI)/Consumer Discretionary 25/50 (the Index), an index made up of stocks of large, mid-size, and small U.S. companies within the consumer discretionary sector, as classified under the Global Industry Classification Standard (GICS). The GICS consumer discretionary sector is made up of those companies that tend to be the most sensitive to economic cycles. Its manufacturing segment includes automotive, household durable goods, textiles and apparel, and leisure equipment. The services segment includes hotels, restaurants and other leisure facilities, media production and services, and consumer retailing and services.

The Fund attempts to replicate the target index by seeking to invest all, or substantially all, of its assets in the stocks that make up the Index, in order to hold each stock in approximately the same proportion as its weighting in the Index.

Principal Risks

An investment in the Fund could lose money over short or long periods of time. You should expect the Fund's share price and total return to fluctuate within a wide range. The Fund is subject to the following risks, which could affect the Fund's performance:

- *Stock market risk*, which is the chance that stock prices overall will decline. Stock markets tend to move in cycles, with periods of rising prices and periods of falling prices. The Fund's target index tracks a subset of the U.S. stock market, which could cause the Fund to perform differently from the overall stock market.
- *Sector risk*, which is the chance that significant problems will affect a particular sector, or that returns from that sector will trail returns from the overall stock market. Daily fluctuations in specific market sectors are often more extreme or volatile than fluctuations in the overall market. Because the Fund seeks to invest all, or substantially all, of its assets in the consumer discretionary sector, the Fund's performance largely depends—for better or for worse—on the general condition of that sector. Companies in the consumer discretionary sector could be affected by, among other things, overall economic conditions, interest rates, consumer confidence, and disposable income. Sector risk is expected to be high for the Fund.
- *Nondiversification risk*, which is the chance that the Fund's performance may be hurt disproportionately by the poor performance of relatively few stocks or even a single stock. The Fund is considered nondiversified, which means that it may invest a greater percentage of its assets in the securities of a small number of issuers as compared with diversified mutual funds. Because the Fund tends to invest a relatively high percentage of its assets in its ten largest holdings, fluctuations in the market value of a single Fund holding could cause significant changes to the Fund's share price. Nondiversification risk is expected to be high for the Fund.
- *Investment style risk*, which is the chance that returns from the types of stocks in which the Fund invests will trail returns from the overall stock market. Small-, mid-, and large-cap stocks each tend to go through cycles of doing better or worse than other segments of the stock market or the stock market in general. These periods have, in the past, lasted for as long as several years. Historically, small- and mid-cap stocks have been more volatile in price than large-cap stocks. The stock prices of small and mid-size companies tend to experience greater volatility because, among other things, these companies tend to be more sensitive to changing economic conditions.
- *Index-related risks*. The Fund is subject to risks associated with index investing, which include passive management risk, tracking error risk, and index provider risk. Passive management risk is the chance that the Fund's use of an

indexing strategy will negatively impact the Fund's performance. Because the Fund seeks to track the performance of its target index regardless of how that index is performing, the Fund's performance may be lower than it would be if the Fund were actively managed. Tracking error risk is the chance that the Fund's performance will deviate from the performance of its target index. Tracking error risk may be heightened during times of increased market volatility or under other unusual market conditions. Index provider risk is the chance that the Fund will be negatively impacted by changes or errors made by the index provider. Any gains, losses, or costs associated with or resulting from an error made by the index provider will generally be borne by the Fund and, as a result, the Fund's shareholders.

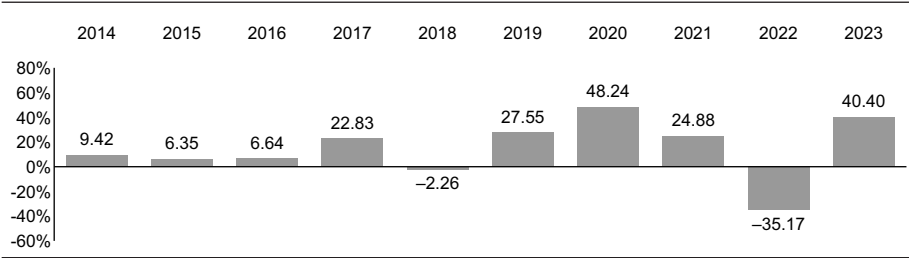
- *Index replicating risk*, which is the chance that the Fund may be prevented from holding one or more securities in the same proportion as in its target index.

An investment in the Fund is not a deposit of a bank and is not insured or guaranteed by the Federal Deposit Insurance Corporation or any other government agency.

Annual Total Returns

The following bar chart and table are intended to help you understand the risks of investing in the Fund. The bar chart shows how the performance of the Fund's Admiral Shares has varied from one calendar year to another over the periods shown. The table shows how the average annual total returns of the Admiral Shares compare with those of the Fund's target index and other comparative indexes, which have investment characteristics similar to those of the Fund. The Consumer Discretionary Spliced Index reflects the performance of the MSCI US IMI/Consumer Discretionary 25/50 through May 2, 2018; the MSCI US IMI/Consumer Discretionary 25/50 Transition Index through December 2, 2018; and the MSCI US IMI/Consumer Discretionary 25/50 thereafter. Keep in mind that the Fund's past performance (before and after taxes) does not indicate how the Fund will perform in the future. Updated performance information is available on our website at vanguard.com/performance.

Annual Total Returns — Vanguard Consumer Discretionary Index Fund Admiral Shares¹



1 The year-to-date return as of the most recent calendar quarter, which ended on September 30, 2024, was 12.63%.

During the periods shown in the bar chart, the highest and lowest returns for a calendar quarter were:

	Total Return	Quarter
Highest	37.75%	June 30, 2020
Lowest	-25.28%	June 30, 2022

Average Annual Total Returns for Periods Ended December 31, 2023

	1 Year	5 Years	10 Years
Vanguard Consumer Discretionary Index Fund Admiral Shares			
Return Before Taxes	40.40%	16.53%	12.34%
Return After Taxes on Distributions	40.08	16.14	11.97
Return After Taxes on Distributions and Sale of Fund Shares	24.09	13.27	10.19
Consumer Discretionary Spliced Index (reflects no deduction for fees, expenses, or taxes)			
	40.48%	16.61%	12.42%
MSCI US IMI/Consumer Discretionary 25/50 (reflects no deduction for fees, expenses, or taxes)			
	40.48	16.61	12.59
MSCI US Investable Market 2500 Index (reflects no deduction for fees, expenses, or taxes)			
	26.26	15.33	11.58

Actual after-tax returns depend on your tax situation and may differ from those shown in the preceding table. When after-tax returns are calculated, it is assumed that the shareholder was in the highest individual federal marginal income tax bracket at the time of each distribution of income or capital gains or upon redemption. State and local income taxes are not reflected in the calculations. Please note that after-tax returns are not relevant for a shareholder who holds fund shares in a tax-deferred account, such as an individual retirement account or a 401(k) plan. Also, figures captioned *Return After Taxes*

on Distributions and Sale of Fund Shares may be higher than other figures for the same period if a capital loss occurs upon redemption and results in an assumed tax deduction for the shareholder.

Investment Advisor

The Vanguard Group, Inc. (Vanguard)

Portfolio Manager

Nick Birkett, CFA, Portfolio Manager at Vanguard. He has managed the Fund since 2021.

Purchase and Sale of Fund Shares

You may purchase or redeem shares online through our website (vanguard.com), by mail (The Vanguard Group, P.O. Box 982901, El Paso, TX 79998-2901), or by telephone (800-662-2739). The minimum investment amount required to open and maintain a Fund account for Admiral Shares is \$100,000. The minimum investment amount required to add to an existing Fund account is generally \$1. Financial intermediaries, institutional clients, and Vanguard-advised clients should contact Vanguard for information on special eligibility rules that may apply to them regarding Admiral Shares. If you are investing through an intermediary, please contact that firm directly for more information regarding your eligibility. If you are investing through an employer-sponsored retirement or savings plan, your plan administrator or your benefits office can provide you with detailed information on how you can invest through your plan.

Tax Information

The Fund's distributions may be taxable as ordinary income or capital gains. If you are investing through a tax-advantaged account, such as an IRA or an employer-sponsored retirement or savings plan, special tax rules apply. You should consult your own tax advisor with respect to any particular U.S. or non-U.S. tax consequences of your investment in the Fund.

Payments to Financial Intermediaries

The Fund and its investment advisor do not pay financial intermediaries for sales of Fund shares.

Vanguard Consumer Staples Index Fund

Investment Objective

The Fund seeks to track the performance of a benchmark index that measures the investment return of consumer staples stocks.

Fees and Expenses

The following tables describe the fees and expenses you may pay if you buy, hold, and sell Admiral Shares of the Fund. **You may pay other fees, such as brokerage commissions and other fees to financial intermediaries, which are not reflected in the tables and example below.**

Shareholder Fees

(Fees paid directly from your investment)

Sales Charge (Load) Imposed on Purchases	None
Purchase Fee	None
Sales Charge (Load) Imposed on Reinvested Dividends	None
Redemption Fee	None
Account Service Fee Per Year (for certain fund account balances below \$5,000,000)	\$25

Annual Fund Operating Expenses

(Expenses that you pay each year as a percentage of the value of your investment)

Management Fees	0.09%
12b-1 Distribution Fee	None
Other Expenses	0.01%
Total Annual Fund Operating Expenses	0.10%

Example

The following example is intended to help you compare the cost of investing in the Fund's Admiral Shares with the cost of investing in other mutual funds. It illustrates the hypothetical expenses that you would incur over various periods if you were to invest \$10,000 in the Fund's shares. This example assumes that the shares provide a return of 5% each year and that total annual fund operating expenses remain as stated in the preceding table. You would incur these hypothetical expenses whether or not you were to redeem your investment at the end of the given period. Although your actual costs may be higher or lower, based on these assumptions your costs would be:

1 Year	3 Years	5 Years	10 Years
\$10	\$32	\$56	\$128

Portfolio Turnover

The Fund pays transaction costs, such as commissions, when it buys and sells securities (or “turns over” its portfolio). A higher portfolio turnover rate may indicate higher transaction costs and may result in more taxes when Fund shares are held in a taxable account. These costs, which are not reflected in annual fund operating expenses or in the previous expense example, reduce the Fund's performance. During the most recent fiscal year, the Fund's portfolio turnover rate was 9% of the average value of its portfolio.

Principal Investment Strategies

The Fund employs an indexing investment approach designed to track the performance of the MSCI US Investable Market Index (IMI)/Consumer Staples 25/50 (the Index), an index made up of stocks of large, mid-size, and small U.S. companies within the consumer staples sector, as classified under the Global Industry Classification Standard (GICS). The GICS consumer staples sector is made up of companies whose businesses are less sensitive to economic cycles. It includes manufacturers and distributors of food, beverages, and tobacco, as well as producers of nondurable household goods and personal products. It also includes food and drug retailing companies as well as hypermarkets and consumer supercenters.

The Fund attempts to replicate the target index by seeking to invest all, or substantially all, of its assets in the stocks that make up the Index, in order to hold each stock in approximately the same proportion as its weighting in the Index.

Principal Risks

An investment in the Fund could lose money over short or long periods of time. You should expect the Fund's share price and total return to fluctuate within a wide range. The Fund is subject to the following risks, which could affect the Fund's performance:

- *Stock market risk*, which is the chance that stock prices overall will decline. Stock markets tend to move in cycles, with periods of rising prices and periods of falling prices. The Fund's target index tracks a subset of the U.S. stock market, which could cause the Fund to perform differently from the overall stock market.
- *Sector risk*, which is the chance that significant problems will affect a particular sector, or that returns from that sector will trail returns from the overall stock market. Daily fluctuations in specific market sectors are often more extreme or volatile than fluctuations in the overall market. Because the Fund seeks to invest all, or substantially all, of its assets in the consumer staples sector, the Fund's performance largely depends—for better or for worse—on the general condition of that sector. Companies in the consumer staples sector could be affected by, among other things, consumer tastes, government regulation, marketing, and consumer confidence. Sector risk is expected to be high for the Fund.
- *Nondiversification risk*, which is the chance that the Fund's performance may be hurt disproportionately by the poor performance of relatively few stocks or even a single stock. The Fund is considered nondiversified, which means that it may invest a greater percentage of its assets in the securities of a small number of issuers as compared with diversified mutual funds. Because the Fund tends to invest a relatively high percentage of its assets in its ten largest holdings, fluctuations in the market value of a single Fund holding could cause significant changes to the Fund's share price. Nondiversification risk is expected to be high for the Fund.
- *Investment style risk*, which is the chance that returns from the types of stocks in which the Fund invests will trail returns from the overall stock market. Small-, mid-, and large-cap stocks each tend to go through cycles of doing better or worse than other segments of the stock market or the stock market in general. These periods have, in the past, lasted for as long as several years. Historically, small- and mid-cap stocks have been more volatile in price than large-cap stocks. The stock prices of small and mid-size companies tend to experience greater volatility because, among other things, these companies tend to be more sensitive to changing economic conditions.
- *Index-related risks*. The Fund is subject to risks associated with index investing, which include passive management risk, tracking error risk, and index provider risk. Passive management risk is the chance that the Fund's use of an indexing strategy will negatively impact the Fund's performance. Because the

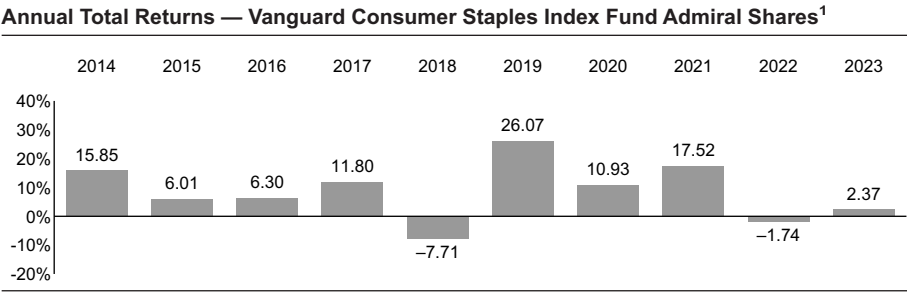
Fund seeks to track the performance of its target index regardless of how that index is performing, the Fund's performance may be lower than it would be if the Fund were actively managed. Tracking error risk is the chance that the Fund's performance will deviate from the performance of its target index. Tracking error risk may be heightened during times of increased market volatility or under other unusual market conditions. Index provider risk is the chance that the Fund will be negatively impacted by changes or errors made by the index provider. Any gains, losses, or costs associated with or resulting from an error made by the index provider will generally be borne by the Fund and, as a result, the Fund's shareholders.

- *Index replicating risk*, which is the chance that the Fund may be prevented from holding one or more securities in the same proportion as in its target index.

An investment in the Fund is not a deposit of a bank and is not insured or guaranteed by the Federal Deposit Insurance Corporation or any other government agency.

Annual Total Returns

The following bar chart and table are intended to help you understand the risks of investing in the Fund. The bar chart shows how the performance of the Fund's Admiral Shares has varied from one calendar year to another over the periods shown. The table shows how the average annual total returns of the Admiral Shares compare with those of the Fund's target index and another comparative index, which have investment characteristics similar to those of the Fund. Keep in mind that the Fund's past performance (before and after taxes) does not indicate how the Fund will perform in the future. Updated performance information is available on our website at vanguard.com/performance.



¹ The year-to-date return as of the most recent calendar quarter, which ended on September 30, 2024, was 16.42%.

During the periods shown in the bar chart, the highest and lowest returns for a calendar quarter were:

	Total Return	Quarter
Highest	12.41%	December 31, 2022
Lowest	-14.11%	March 31, 2020

Average Annual Total Returns for Periods Ended December 31, 2023

	1 Year	5 Years	10 Years
Vanguard Consumer Staples Index Fund Admiral Shares			
Return Before Taxes	2.37%	10.58%	8.33%
Return After Taxes on Distributions	1.73	9.91	7.70
Return After Taxes on Distributions and Sale of Fund Shares	1.85	8.34	6.67
MSCI US IMI/Consumer Staples 25/50			
(reflects no deduction for fees, expenses, or taxes)	2.42%	10.67%	8.42%
MSCI US Investable Market 2500 Index			
(reflects no deduction for fees, expenses, or taxes)	26.26	15.33	11.58

Actual after-tax returns depend on your tax situation and may differ from those shown in the preceding table. When after-tax returns are calculated, it is assumed that the shareholder was in the highest individual federal marginal income tax bracket at the time of each distribution of income or capital gains or upon redemption. State and local income taxes are not reflected in the calculations. Please note that after-tax returns are not relevant for a shareholder who holds fund shares in a tax-deferred account, such as an individual retirement account or a 401(k) plan. Also, figures captioned *Return After Taxes on Distributions and Sale of Fund Shares* may be higher than other figures for the same period if a capital loss occurs upon redemption and results in an assumed tax deduction for the shareholder.

Investment Advisor

The Vanguard Group, Inc. (Vanguard)

Portfolio Manager

Nick Birkett, CFA, Portfolio Manager at Vanguard. He has managed the Fund since 2021.

Purchase and Sale of Fund Shares

You may purchase or redeem shares online through our website (*vanguard.com*), by mail (The Vanguard Group, P.O. Box 982901, El Paso, TX 79998-2901), or by telephone (800-662-2739). The minimum investment amount required to open and maintain a Fund account for Admiral Shares is \$100,000. The minimum investment amount required to add to an existing Fund account is generally \$1. Financial intermediaries, institutional clients, and Vanguard-advised clients should contact Vanguard for information on special eligibility rules that may apply to them regarding Admiral Shares. If you are investing through an intermediary, please contact that firm directly for more information regarding your eligibility. If you are investing through an employer-sponsored retirement or savings plan, your plan administrator or your benefits office can provide you with detailed information on how you can invest through your plan.

Tax Information

The Fund's distributions may be taxable as ordinary income or capital gains. If you are investing through a tax-advantaged account, such as an IRA or an employer-sponsored retirement or savings plan, special tax rules apply. You should consult your own tax advisor with respect to any particular U.S. or non-U.S. tax consequences of your investment in the Fund.

Payments to Financial Intermediaries

The Fund and its investment advisor do not pay financial intermediaries for sales of Fund shares.

Vanguard Energy Index Fund

Investment Objective

The Fund seeks to track the performance of a benchmark index that measures the investment return of energy stocks.

Fees and Expenses

The following tables describe the fees and expenses you may pay if you buy, hold, and sell Admiral Shares of the Fund. **You may pay other fees, such as brokerage commissions and other fees to financial intermediaries, which are not reflected in the tables and example below.**

Shareholder Fees

(Fees paid directly from your investment)

Sales Charge (Load) Imposed on Purchases	None
Purchase Fee	None
Sales Charge (Load) Imposed on Reinvested Dividends	None
Redemption Fee	None
Account Service Fee Per Year (for certain fund account balances below \$5,000,000)	\$25

Annual Fund Operating Expenses

(Expenses that you pay each year as a percentage of the value of your investment)

Management Fees	0.09%
12b-1 Distribution Fee	None
Other Expenses	0.01%
Total Annual Fund Operating Expenses	0.10%

Example

The following example is intended to help you compare the cost of investing in the Fund's Admiral Shares with the cost of investing in other mutual funds. It illustrates the hypothetical expenses that you would incur over various periods if you were to invest \$10,000 in the Fund's shares. This example assumes that the shares provide a return of 5% each year and that total annual fund operating expenses remain as stated in the preceding table. You would incur these hypothetical expenses whether or not you were to redeem your investment at the end of the given period. Although your actual costs may be higher or lower, based on these assumptions your costs would be:

1 Year	3 Years	5 Years	10 Years
\$10	\$32	\$56	\$128

Portfolio Turnover

The Fund pays transaction costs, such as commissions, when it buys and sells securities (or “turns over” its portfolio). A higher portfolio turnover rate may indicate higher transaction costs and may result in more taxes when Fund shares are held in a taxable account. These costs, which are not reflected in annual fund operating expenses or in the previous expense example, reduce the Fund's performance. During the most recent fiscal year, the Fund's portfolio turnover rate was 8% of the average value of its portfolio.

Principal Investment Strategies

The Fund employs an indexing investment approach designed to track the performance of the MSCI US Investable Market Index (IMI)/Energy 25/50 (the Index), an index made up of stocks of large, mid-size, and small U.S. companies within the energy sector, as classified under the Global Industry Classification Standard (GICS). The GICS energy sector is made up of companies engaged in exploration and production, refining and marketing, and storage and transportation of oil and gas and coal and consumable fuels. It also includes companies that offer oil and gas equipment and services.

The Fund attempts to replicate the target index by seeking to invest all, or substantially all, of its assets in the stocks that make up the Index, in order to hold each stock in approximately the same proportion as its weighting in the Index.

Principal Risks

An investment in the Fund could lose money over short or long periods of time. You should expect the Fund's share price and total return to fluctuate within a wide range. The Fund is subject to the following risks, which could affect the Fund's performance:

- *Stock market risk*, which is the chance that stock prices overall will decline. Stock markets tend to move in cycles, with periods of rising prices and periods of falling prices. The Fund's target index tracks a subset of the U.S. stock market, which could cause the Fund to perform differently from the overall stock market.
- *Sector risk*, which is the chance that significant problems will affect a particular sector, or that returns from that sector will trail returns from the overall stock market. Daily fluctuations in specific market sectors are often more extreme or volatile than fluctuations in the overall market. Because the Fund seeks to invest all, or substantially all, of its assets in the energy sector, the Fund's performance largely depends—for better or for worse—on the general condition of that sector. Companies in the energy sector could be affected by, among other things, geopolitical events, government regulation, economic cycles, and fuel prices. Sector risk is expected to be high for the Fund.
- *Nondiversification risk*, which is the chance that the Fund's performance may be hurt disproportionately by the poor performance of relatively few stocks or even a single stock. The Fund is considered nondiversified, which means that it may invest a greater percentage of its assets in the securities of a small number of issuers as compared with diversified mutual funds. Because the Fund tends to invest a relatively high percentage of its assets in its ten largest holdings, fluctuations in the market value of a single Fund holding could cause significant changes to the Fund's share price. Nondiversification risk is expected to be high for the Fund.
- *Investment style risk*, which is the chance that returns from the types of stocks in which the Fund invests will trail returns from the overall stock market. Small-, mid-, and large-cap stocks each tend to go through cycles of doing better or worse than other segments of the stock market or the stock market in general. These periods have, in the past, lasted for as long as several years. Historically, small- and mid-cap stocks have been more volatile in price than large-cap stocks. The stock prices of small and mid-size companies tend to experience greater volatility because, among other things, these companies tend to be more sensitive to changing economic conditions.
- *Index-related risks*. The Fund is subject to risks associated with index investing, which include passive management risk, tracking error risk, and index provider risk. Passive management risk is the chance that the Fund's use of an indexing strategy will negatively impact the Fund's performance. Because the

Fund seeks to track the performance of its target index regardless of how that index is performing, the Fund's performance may be lower than it would be if the Fund were actively managed. Tracking error risk is the chance that the Fund's performance will deviate from the performance of its target index. Tracking error risk may be heightened during times of increased market volatility or under other unusual market conditions. Index provider risk is the chance that the Fund will be negatively impacted by changes or errors made by the index provider. Any gains, losses, or costs associated with or resulting from an error made by the index provider will generally be borne by the Fund and, as a result, the Fund's shareholders.

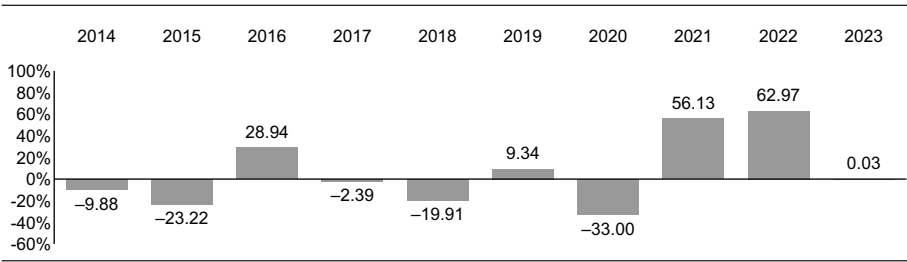
- *Index replicating risk*, which is the chance that the Fund may be prevented from holding one or more securities in the same proportion as in its target index.

An investment in the Fund is not a deposit of a bank and is not insured or guaranteed by the Federal Deposit Insurance Corporation or any other government agency.

Annual Total Returns

The following bar chart and table are intended to help you understand the risks of investing in the Fund. The bar chart shows how the performance of the Fund's Admiral Shares has varied from one calendar year to another over the periods shown. The table shows how the average annual total returns of the Admiral Shares compare with those of the Fund's target index and another comparative index, which have investment characteristics similar to those of the Fund. Keep in mind that the Fund's past performance (before and after taxes) does not indicate how the Fund will perform in the future. Updated performance information is available on our website at vanguard.com/performance.

Annual Total Returns — Vanguard Energy Index Fund Admiral Shares¹



¹ The year-to-date return as of the most recent calendar quarter, which ended on September 30, 2024, was 6.94%.

During the periods shown in the bar chart, the highest and lowest returns for a calendar quarter were:

	Total Return	Quarter
Highest	39.06%	March 31, 2022
Lowest	-52.40%	March 31, 2020

Average Annual Total Returns for Periods Ended December 31, 2023

	1 Year	5 Years	10 Years
Vanguard Energy Index Fund Admiral Shares			
Return Before Taxes	0.03%	13.27%	2.66%
Return After Taxes on Distributions	-0.77	12.17	1.84
Return After Taxes on Distributions and Sale of Fund Shares	0.56	10.31	1.84
MSCI US IMI/Energy 25/50 (reflects no deduction for fees, expenses, or taxes)	0.13%	13.34%	2.78%
MSCI US Investable Market 2500 Index (reflects no deduction for fees, expenses, or taxes)	26.26	15.33	11.58

Actual after-tax returns depend on your tax situation and may differ from those shown in the preceding table. When after-tax returns are calculated, it is assumed that the shareholder was in the highest individual federal marginal income tax bracket at the time of each distribution of income or capital gains or upon redemption. State and local income taxes are not reflected in the calculations. Please note that after-tax returns are not relevant for a shareholder who holds fund shares in a tax-deferred account, such as an individual retirement account or a 401(k) plan. Also, figures captioned *Return After Taxes on Distributions and Sale of Fund Shares* may be higher than other figures for the same period if a capital loss occurs upon redemption and results in an assumed tax deduction for the shareholder.

Investment Advisor
The Vanguard Group, Inc. (Vanguard)

Portfolio Manager

Nick Birkett, CFA, Portfolio Manager at Vanguard. He has managed the Fund since 2023.

Purchase and Sale of Fund Shares

You may purchase or redeem shares online through our website (*vanguard.com*), by mail (The Vanguard Group, P.O. Box 982901, El Paso, TX 79998-2901), or by telephone (800-662-2739). The minimum investment amount required to open and maintain a Fund account for Admiral Shares is \$100,000. The minimum investment amount required to add to an existing Fund account is generally \$1. Financial intermediaries, institutional clients, and Vanguard-advised clients should contact Vanguard for information on special eligibility rules that may apply to them regarding Admiral Shares. If you are investing through an intermediary, please contact that firm directly for more information regarding your eligibility. If you are investing through an employer-sponsored retirement or savings plan, your plan administrator or your benefits office can provide you with detailed information on how you can invest through your plan.

Tax Information

The Fund's distributions may be taxable as ordinary income or capital gains. If you are investing through a tax-advantaged account, such as an IRA or an employer-sponsored retirement or savings plan, special tax rules apply. You should consult your own tax advisor with respect to any particular U.S. or non-U.S. tax consequences of your investment in the Fund.

Payments to Financial Intermediaries

The Fund and its investment advisor do not pay financial intermediaries for sales of Fund shares.

Vanguard Financials Index Fund

Investment Objective

The Fund seeks to track the performance of a benchmark index that measures the investment return of financial stocks.

Fees and Expenses

The following tables describe the fees and expenses you may pay if you buy, hold, and sell Admiral Shares of the Fund. **You may pay other fees, such as brokerage commissions and other fees to financial intermediaries, which are not reflected in the tables and example below.**

Shareholder Fees

(Fees paid directly from your investment)

Sales Charge (Load) Imposed on Purchases	None
Purchase Fee	None
Sales Charge (Load) Imposed on Reinvested Dividends	None
Redemption Fee	None
Account Service Fee Per Year (for certain fund account balances below \$5,000,000)	\$25

Annual Fund Operating Expenses

(Expenses that you pay each year as a percentage of the value of your investment)

Management Fees	0.09%
12b-1 Distribution Fee	None
Other Expenses	0.01%
Total Annual Fund Operating Expenses	0.10%

Example

The following example is intended to help you compare the cost of investing in the Fund's Admiral Shares with the cost of investing in other mutual funds. It illustrates the hypothetical expenses that you would incur over various periods if you were to invest \$10,000 in the Fund's shares. This example assumes that the shares provide a return of 5% each year and that total annual fund operating expenses remain as stated in the preceding table. You would incur these hypothetical expenses whether or not you were to redeem your investment at the end of the given period. Although your actual costs may be higher or lower, based on these assumptions your costs would be:

1 Year	3 Years	5 Years	10 Years
\$10	\$32	\$56	\$128

Portfolio Turnover

The Fund pays transaction costs, such as commissions, when it buys and sells securities (or “turns over” its portfolio). A higher portfolio turnover rate may indicate higher transaction costs and may result in more taxes when Fund shares are held in a taxable account. These costs, which are not reflected in annual fund operating expenses or in the previous expense example, reduce the Fund's performance. During the most recent fiscal year, the Fund's portfolio turnover rate was 5% of the average value of its portfolio.

Principal Investment Strategies

The Fund employs an indexing investment approach designed to track the performance of the MSCI US Investable Market Index (IMI)/Financials 25/50 (the Index), an index made up of stocks of large, mid-size, and small U.S. companies within the financials sector, as classified under the Global Industry Classification Standard (GICS). The GICS financials sector is made up of companies involved in banking, thrifts and mortgage finance, consumer finance, specialized finance, asset management and custody banks, investment banking and brokerage, and insurance. It also includes Financial Exchanges and Data and Mortgage REITS.

The Fund attempts to replicate the target index by seeking to invest all, or substantially all, of its assets in the stocks that make up the Index, in order to hold each stock in approximately the same proportion as its weighting in the Index.

Principal Risks

An investment in the Fund could lose money over short or long periods of time. You should expect the Fund's share price and total return to fluctuate within a wide range. The Fund is subject to the following risks, which could affect the Fund's performance:

- *Stock market risk*, which is the chance that stock prices overall will decline. Stock markets tend to move in cycles, with periods of rising prices and periods of falling prices. The Fund's target index tracks a subset of the U.S. stock market, which could cause the Fund to perform differently from the overall stock market.
- *Sector risk*, which is the chance that significant problems will affect a particular sector, or that returns from that sector will trail returns from the overall stock market. Daily fluctuations in specific market sectors are often more extreme or volatile than fluctuations in the overall market. Because the Fund seeks to invest all, or substantially all, of its assets in the financials sector, the Fund's performance largely depends—for better or for worse—on the general condition of that sector. Companies in the financials sector could be affected by, among other things, government regulation, interest rates, cost of capital funds, credit losses, and financial markets. Sector risk is expected to be high for the Fund.
- *Investment style risk*, which is the chance that returns from the types of stocks in which the Fund invests will trail returns from the overall stock market. Small-, mid-, and large-cap stocks each tend to go through cycles of doing better or worse than other segments of the stock market or the stock market in general. These periods have, in the past, lasted for as long as several years. Historically, small- and mid-cap stocks have been more volatile in price than large-cap stocks. The stock prices of small and mid-size companies tend to experience greater volatility because, among other things, these companies tend to be more sensitive to changing economic conditions.
- *Index-related risks*. The Fund is subject to risks associated with index investing, which include passive management risk, tracking error risk, and index provider risk. Passive management risk is the chance that the Fund's use of an indexing strategy will negatively impact the Fund's performance. Because the Fund seeks to track the performance of its target index regardless of how that index is performing, the Fund's performance may be lower than it would be if the Fund were actively managed. Tracking error risk is the chance that the Fund's performance will deviate from the performance of its target index. Tracking error risk may be heightened during times of increased market volatility or under other unusual market conditions. Index provider risk is the chance that the Fund will be negatively impacted by changes or errors made by the index provider. Any gains, losses, or costs associated with or resulting from an error made by the index provider will generally be borne by the Fund and, as a result, the Fund's shareholders.

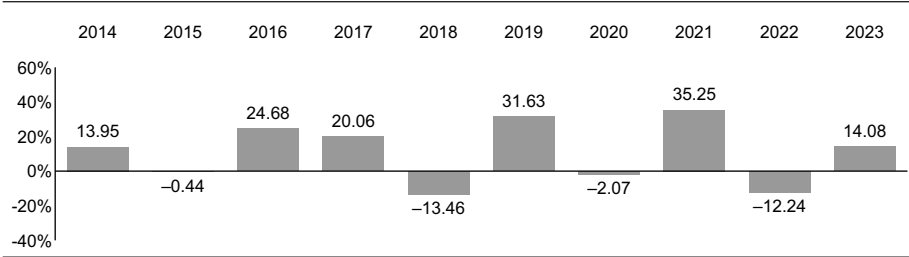
- *Index replicating risk*, which is the chance that the Fund may be prevented from holding one or more securities in the same proportion as in its target index.

An investment in the Fund is not a deposit of a bank and is not insured or guaranteed by the Federal Deposit Insurance Corporation or any other government agency.

Annual Total Returns

The following bar chart and table are intended to help you understand the risks of investing in the Fund. The bar chart shows how the performance of the Fund’s Admiral Shares has varied from one calendar year to another over the periods shown. The table shows how the average annual total returns of the Admiral Shares compare with those of the Fund’s target index and another comparative index, which have investment characteristics similar to those of the Fund. Keep in mind that the Fund’s past performance (before and after taxes) does not indicate how the Fund will perform in the future. Updated performance information is available on our website at vanguard.com/performance.

Annual Total Returns — Vanguard Financials Index Fund Admiral Shares¹



¹ The year-to-date return as of the most recent calendar quarter, which ended on September 30, 2024, was 20.85%.

During the periods shown in the bar chart, the highest and lowest returns for a calendar quarter were:

	Total Return	Quarter
Highest	25.34%	December 31, 2020
Lowest	-33.11%	March 31, 2020

Average Annual Total Returns for Periods Ended December 31, 2023

	1 Year	5 Years	10 Years
Vanguard Financials Index Fund Admiral Shares			
Return Before Taxes	14.08%	11.79%	9.88%
Return After Taxes on Distributions	13.42	11.16	9.28
Return After Taxes on Distributions and Sale of Fund Shares	8.66	9.28	7.96
MSCI US IMI/Financials 25/50			
(reflects no deduction for fees, expenses, or taxes)	14.17%	11.86%	9.96%
MSCI US Investable Market 2500 Index			
(reflects no deduction for fees, expenses, or taxes)	26.26	15.33	11.58

Actual after-tax returns depend on your tax situation and may differ from those shown in the preceding table. When after-tax returns are calculated, it is assumed that the shareholder was in the highest individual federal marginal income tax bracket at the time of each distribution of income or capital gains or upon redemption. State and local income taxes are not reflected in the calculations. Please note that after-tax returns are not relevant for a shareholder who holds fund shares in a tax-deferred account, such as an individual retirement account or a 401(k) plan. Also, figures captioned *Return After Taxes on Distributions and Sale of Fund Shares* may be higher than other figures for the same period if a capital loss occurs upon redemption and results in an assumed tax deduction for the shareholder.

Investment Advisor

The Vanguard Group, Inc. (Vanguard)

Portfolio Managers

Michelle Louie, CFA, Portfolio Manager and Principal of Vanguard. She has co-managed the Fund since 2017.

Kenny Narzikul, CFA, Portfolio Manager at Vanguard. He has co-managed the Fund since 2023.

Purchase and Sale of Fund Shares

You may purchase or redeem shares online through our website (*vanguard.com*), by mail (The Vanguard Group, P.O. Box 982901, El Paso, TX 79998-2901), or by telephone (800-662-2739). The minimum investment amount required to open and maintain a Fund account for Admiral Shares is \$100,000. The minimum investment amount required to add to an existing Fund account is generally \$1. Financial intermediaries, institutional clients, and Vanguard-advised clients should contact Vanguard for information on special eligibility rules that may apply to them regarding Admiral Shares. If you are investing through an intermediary, please contact that firm directly for more information regarding your eligibility. If you are investing through an employer-sponsored retirement or savings plan, your plan administrator or your benefits office can provide you with detailed information on how you can invest through your plan.

Tax Information

The Fund's distributions may be taxable as ordinary income or capital gains. If you are investing through a tax-advantaged account, such as an IRA or an employer-sponsored retirement or savings plan, special tax rules apply. You should consult your own tax advisor with respect to any particular U.S. or non-U.S. tax consequences of your investment in the Fund.

Payments to Financial Intermediaries

The Fund and its investment advisor do not pay financial intermediaries for sales of Fund shares.

Vanguard Health Care Index Fund

Investment Objective

The Fund seeks to track the performance of a benchmark index that measures the investment return of health care stocks.

Fees and Expenses

The following tables describe the fees and expenses you may pay if you buy, hold, and sell Admiral Shares of the Fund. **You may pay other fees, such as brokerage commissions and other fees to financial intermediaries, which are not reflected in the tables and example below.**

Shareholder Fees

(Fees paid directly from your investment)

Sales Charge (Load) Imposed on Purchases	None
Purchase Fee	None
Sales Charge (Load) Imposed on Reinvested Dividends	None
Redemption Fee	None
Account Service Fee Per Year (for certain fund account balances below \$5,000,000)	\$25

Annual Fund Operating Expenses

(Expenses that you pay each year as a percentage of the value of your investment)

Management Fees	0.09%
12b-1 Distribution Fee	None
Other Expenses	0.01%
Total Annual Fund Operating Expenses	0.10%

Example

The following example is intended to help you compare the cost of investing in the Fund's Admiral Shares with the cost of investing in other mutual funds. It illustrates the hypothetical expenses that you would incur over various periods if you were to invest \$10,000 in the Fund's shares. This example assumes that the shares provide a return of 5% each year and that total annual fund operating expenses remain as stated in the preceding table. You would incur these hypothetical expenses whether or not you were to redeem your investment at the end of the given period. Although your actual costs may be higher or lower, based on these assumptions your costs would be:

1 Year	3 Years	5 Years	10 Years
\$10	\$32	\$56	\$128

Portfolio Turnover

The Fund pays transaction costs, such as commissions, when it buys and sells securities (or "turns over" its portfolio). A higher portfolio turnover rate may indicate higher transaction costs and may result in more taxes when Fund shares are held in a taxable account. These costs, which are not reflected in annual fund operating expenses or in the previous expense example, reduce the Fund's performance. During the most recent fiscal year, the Fund's portfolio turnover rate was 4% of the average value of its portfolio.

Principal Investment Strategies

The Fund employs an indexing investment approach designed to track the performance of the MSCI US Investable Market Index (IMI)/Health Care 25/50 (the Index), an index made up of stocks of large, mid-size, and small U.S. companies within the health care sector, as classified under the Global Industry Classification Standard (GICS). The GICS health care sector includes health care provider and services companies, companies that manufacture and distribute health care equipment and supplies, and health care technology companies. It also includes companies involved in the research, development, production, and marketing of pharmaceuticals and biotechnology products.

The Fund attempts to replicate the target index by seeking to invest all, or substantially all, of its assets in the stocks that make up the Index, in order to hold each stock in approximately the same proportion as its weighting in the Index.

Principal Risks

An investment in the Fund could lose money over short or long periods of time. You should expect the Fund's share price and total return to fluctuate within a wide range. The Fund is subject to the following risks, which could affect the Fund's performance:

- *Stock market risk*, which is the chance that stock prices overall will decline. Stock markets tend to move in cycles, with periods of rising prices and periods of falling prices. The Fund's target index tracks a subset of the U.S. stock market, which could cause the Fund to perform differently from the overall stock market.
- *Sector risk*, which is the chance that significant problems will affect a particular sector, or that returns from that sector will trail returns from the overall stock market. Daily fluctuations in specific market sectors are often more extreme or volatile than fluctuations in the overall market. Because the Fund seeks to invest all, or substantially all, of its assets in the health care sector, the Fund's performance largely depends—for better or for worse—on the general condition of that sector. Companies in the health care sector could be affected by, among other things, patent protection, government regulation, research and development costs, litigation, and competitive forces. Sector risk is expected to be high for the Fund.
- *Investment style risk*, which is the chance that returns from the types of stocks in which the Fund invests will trail returns from the overall stock market. Small-, mid-, and large-cap stocks each tend to go through cycles of doing better or worse than other segments of the stock market or the stock market in general. These periods have, in the past, lasted for as long as several years. Historically, small- and mid-cap stocks have been more volatile in price than large-cap stocks. The stock prices of small and mid-size companies tend to experience greater volatility because, among other things, these companies tend to be more sensitive to changing economic conditions.
- *Index-related risks*. The Fund is subject to risks associated with index investing, which include passive management risk, tracking error risk, and index provider risk. Passive management risk is the chance that the Fund's use of an indexing strategy will negatively impact the Fund's performance. Because the Fund seeks to track the performance of its target index regardless of how that index is performing, the Fund's performance may be lower than it would be if the Fund were actively managed. Tracking error risk is the chance that the Fund's performance will deviate from the performance of its target index. Tracking error risk may be heightened during times of increased market volatility or under other unusual market conditions. Index provider risk is the chance that the Fund will be negatively impacted by changes or errors made by the index provider. Any gains, losses, or costs associated with or resulting from an error made by the index

provider will generally be borne by the Fund and, as a result, the Fund's shareholders.

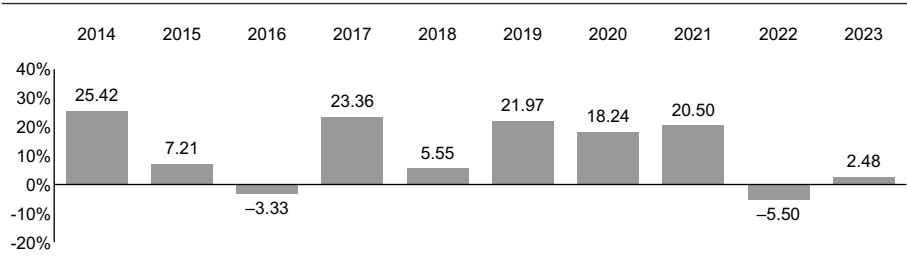
- *Index replicating risk*, which is the chance that the Fund may be prevented from holding one or more securities in the same proportion as in its target index.

An investment in the Fund is not a deposit of a bank and is not insured or guaranteed by the Federal Deposit Insurance Corporation or any other government agency.

Annual Total Returns

The following bar chart and table are intended to help you understand the risks of investing in the Fund. The bar chart shows how the performance of the Fund's Admiral Shares has varied from one calendar year to another over the periods shown. The table shows how the average annual total returns of the Admiral Shares compare with those of the Fund's target index and another comparative index, which have investment characteristics similar to those of the Fund. Keep in mind that the Fund's past performance (before and after taxes) does not indicate how the Fund will perform in the future. Updated performance information is available on our website at vanguard.com/performance.

Annual Total Returns — Vanguard Health Care Index Fund Admiral Shares¹



¹ The year-to-date return as of the most recent calendar quarter, which ended on September 30, 2024, was 13.77%.

During the periods shown in the bar chart, the highest and lowest returns for a calendar quarter were:

	Total Return	Quarter
Highest	16.48%	June 30, 2020
Lowest	-13.14%	March 31, 2020

Average Annual Total Returns for Periods Ended December 31, 2023

	1 Year	5 Years	10 Years
Vanguard Health Care Index Fund Admiral Shares			
Return Before Taxes	2.48%	10.97%	11.04%
Return After Taxes on Distributions	2.14	10.58	10.67
Return After Taxes on Distributions and Sale of Fund Shares	1.69	8.68	9.08
MSCI US IMI/Health Care 25/50			
(reflects no deduction for fees, expenses, or taxes)	2.56%	11.04%	11.10%
MSCI US Investable Market 2500 Index			
(reflects no deduction for fees, expenses, or taxes)	26.26	15.33	11.58

Actual after-tax returns depend on your tax situation and may differ from those shown in the preceding table. When after-tax returns are calculated, it is assumed that the shareholder was in the highest individual federal marginal income tax bracket at the time of each distribution of income or capital gains or upon redemption. State and local income taxes are not reflected in the calculations. Please note that after-tax returns are not relevant for a shareholder who holds fund shares in a tax-deferred account, such as an individual retirement account or a 401(k) plan. Also, figures captioned *Return After Taxes on Distributions and Sale of Fund Shares* may be higher than other figures for the same period if a capital loss occurs upon redemption and results in an assumed tax deduction for the shareholder.

Investment Advisor

The Vanguard Group, Inc. (Vanguard)

Portfolio Managers

Michelle Louie, CFA, Portfolio Manager and Principal of Vanguard. She has co-managed the Fund since 2017.

Walter Nejman, Portfolio Manager at Vanguard. He has managed the Fund since 2015 (co-managed since 2017).

Purchase and Sale of Fund Shares

You may purchase or redeem shares online through our website (*vanguard.com*), by mail (The Vanguard Group, P.O. Box 982901, El Paso, TX 79998-2901), or by telephone (800-662-2739). The minimum investment amount required to open and maintain a Fund account for Admiral Shares is \$100,000. The minimum investment amount required to add to an existing Fund account is generally \$1. Financial intermediaries, institutional clients, and Vanguard-advised clients should contact Vanguard for information on special eligibility rules that may apply to them regarding Admiral Shares. If you are investing through an intermediary, please contact that firm directly for more information regarding your eligibility. If you are investing through an employer-sponsored retirement or savings plan, your plan administrator or your benefits office can provide you with detailed information on how you can invest through your plan.

Tax Information

The Fund's distributions may be taxable as ordinary income or capital gains. If you are investing through a tax-advantaged account, such as an IRA or an employer-sponsored retirement or savings plan, special tax rules apply. You should consult your own tax advisor with respect to any particular U.S. or non-U.S. tax consequences of your investment in the Fund.

Payments to Financial Intermediaries

The Fund and its investment advisor do not pay financial intermediaries for sales of Fund shares.

Vanguard Industrials Index Fund

Investment Objective

The Fund seeks to track the performance of a benchmark index that measures the investment return of industrial stocks.

Fees and Expenses

The following tables describe the fees and expenses you may pay if you buy, hold, and sell Admiral Shares of the Fund. **You may pay other fees, such as brokerage commissions and other fees to financial intermediaries, which are not reflected in the tables and example below.**

Shareholder Fees

(Fees paid directly from your investment)

Sales Charge (Load) Imposed on Purchases	None
Purchase Fee	None
Sales Charge (Load) Imposed on Reinvested Dividends	None
Redemption Fee	None
Account Service Fee Per Year (for certain fund account balances below \$5,000,000)	\$25

Annual Fund Operating Expenses

(Expenses that you pay each year as a percentage of the value of your investment)

Management Fees	0.09%
12b-1 Distribution Fee	None
Other Expenses	0.01%
Total Annual Fund Operating Expenses	0.10%

Example

The following example is intended to help you compare the cost of investing in the Fund's Admiral Shares with the cost of investing in other mutual funds. It illustrates the hypothetical expenses that you would incur over various periods if you were to invest \$10,000 in the Fund's shares. This example assumes that the shares provide a return of 5% each year and that total annual fund operating expenses remain as stated in the preceding table. You would incur these hypothetical expenses whether or not you were to redeem your investment at the end of the given period. Although your actual costs may be higher or lower, based on these assumptions your costs would be:

1 Year	3 Years	5 Years	10 Years
\$10	\$32	\$56	\$128

Portfolio Turnover

The Fund pays transaction costs, such as commissions, when it buys and sells securities (or "turns over" its portfolio). A higher portfolio turnover rate may indicate higher transaction costs and may result in more taxes when Fund shares are held in a taxable account. These costs, which are not reflected in annual fund operating expenses or in the previous expense example, reduce the Fund's performance. During the most recent fiscal year, the Fund's portfolio turnover rate was 4% of the average value of its portfolio.

Principal Investment Strategies

The Fund employs an indexing investment approach designed to track the performance of the MSCI US Investable Market Index (IMI)/Industrials 25/50 (the Index), an index made up of stocks of large, mid-size, and small U.S. companies within the industrials sector, as classified under the Global Industry Classification Standard (GICS). The GICS industrials sector is made up of companies that manufacture and distribute capital goods such as aerospace and defense, building products, electrical equipment and machinery and companies that offer construction and engineering services. It also includes providers of commercial and professional services including printing, environmental and facilities services, office services and supplies, security and alarm services, human resource and employment services, and research and consulting services. It also includes companies that provide transportation services.

The Fund attempts to replicate the target index by seeking to invest all, or substantially all, of its assets in the stocks that make up the Index, in order to hold each stock in approximately the same proportion as its weighting in the Index.

Principal Risks

An investment in the Fund could lose money over short or long periods of time. You should expect the Fund's share price and total return to fluctuate within a wide range. The Fund is subject to the following risks, which could affect the Fund's performance:

- *Stock market risk*, which is the chance that stock prices overall will decline. Stock markets tend to move in cycles, with periods of rising prices and periods of falling prices. The Fund's target index tracks a subset of the U.S. stock market, which could cause the Fund to perform differently from the overall stock market.
- *Sector risk*, which is the chance that significant problems will affect a particular sector, or that returns from that sector will trail returns from the overall stock market. Daily fluctuations in specific market sectors are often more extreme or volatile than fluctuations in the overall market. Because the Fund seeks to invest all, or substantially all, of its assets in the industrials sector, the Fund's performance largely depends—for better or for worse—on the general condition of that sector. Companies in the industrials sector could be affected by, among other things, government regulation, world events and economic conditions, insurance costs, and labor relations issues. Sector risk is expected to be high for the Fund.
- *Investment style risk*, which is the chance that returns from the types of stocks in which the Fund invests will trail returns from the overall stock market. Small-, mid-, and large-cap stocks each tend to go through cycles of doing better or worse than other segments of the stock market or the stock market in general. These periods have, in the past, lasted for as long as several years. Historically, small- and mid-cap stocks have been more volatile in price than large-cap stocks. The stock prices of small and mid-size companies tend to experience greater volatility because, among other things, these companies tend to be more sensitive to changing economic conditions.
- *Index-related risks*. The Fund is subject to risks associated with index investing, which include passive management risk, tracking error risk, and index provider risk. Passive management risk is the chance that the Fund's use of an indexing strategy will negatively impact the Fund's performance. Because the Fund seeks to track the performance of its target index regardless of how that index is performing, the Fund's performance may be lower than it would be if the Fund were actively managed. Tracking error risk is the chance that the Fund's performance will deviate from the performance of its target index. Tracking error risk may be heightened during times of increased market volatility or under other unusual market conditions. Index provider risk is the chance that the Fund will be negatively impacted by changes or errors made by the index provider. Any gains, losses, or costs associated with or resulting from an error made by the index

provider will generally be borne by the Fund and, as a result, the Fund's shareholders.

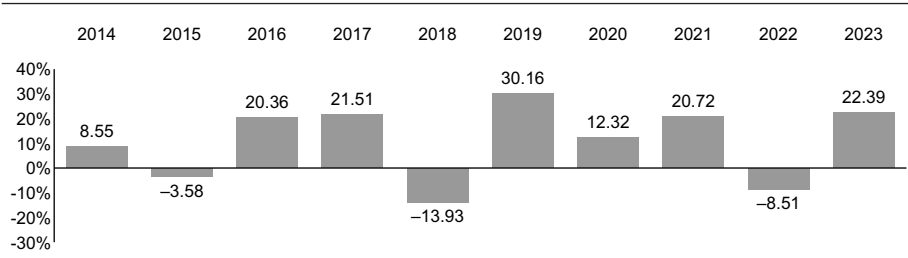
- *Index replicating risk*, which is the chance that the Fund may be prevented from holding one or more securities in the same proportion as in its target index.

An investment in the Fund is not a deposit of a bank and is not insured or guaranteed by the Federal Deposit Insurance Corporation or any other government agency.

Annual Total Returns

The following bar chart and table are intended to help you understand the risks of investing in the Fund. The bar chart shows how the performance of the Fund's Admiral Shares has varied from one calendar year to another over the periods shown. The table shows how the average annual total returns of the Admiral Shares compare with those of the Fund's target index and another comparative index, which have investment characteristics similar to those of the Fund. Keep in mind that the Fund's past performance (before and after taxes) does not indicate how the Fund will perform in the future. Updated performance information is available on our website at vanguard.com/performance.

Annual Total Returns — Vanguard Industrials Index Fund Admiral Shares¹



¹ The year-to-date return as of the most recent calendar quarter, which ended on September 30, 2024, was 19.02%.

During the periods shown in the bar chart, the highest and lowest returns for a calendar quarter were:

	Total Return	Quarter
Highest	18.18%	June 30, 2020
Lowest	-27.87%	March 31, 2020

Average Annual Total Returns for Periods Ended December 31, 2023

	1 Year	5 Years	10 Years
Vanguard Industrials Index Fund Admiral Shares			
Return Before Taxes	22.39%	14.59%	10.04%
Return After Taxes on Distributions	21.96	14.17	9.60
Return After Taxes on Distributions and Sale of Fund Shares	13.51	11.67	8.15
MSCI US IMI/Industrials 25/50			
(reflects no deduction for fees, expenses, or taxes)	22.47%	14.70%	10.13%
MSCI US Investable Market 2500 Index			
(reflects no deduction for fees, expenses, or taxes)	26.26	15.33	11.58

Actual after-tax returns depend on your tax situation and may differ from those shown in the preceding table. When after-tax returns are calculated, it is assumed that the shareholder was in the highest individual federal marginal income tax bracket at the time of each distribution of income or capital gains or upon redemption. State and local income taxes are not reflected in the calculations. Please note that after-tax returns are not relevant for a shareholder who holds fund shares in a tax-deferred account, such as an individual retirement account or a 401(k) plan. Also, figures captioned *Return After Taxes on Distributions and Sale of Fund Shares* may be higher than other figures for the same period if a capital loss occurs upon redemption and results in an assumed tax deduction for the shareholder.

Investment Advisor

The Vanguard Group, Inc. (Vanguard)

Portfolio Managers

Michelle Louie, CFA, Portfolio Manager and Principal of Vanguard. She has co-managed the Fund since 2017.

Walter Nejman, Portfolio Manager at Vanguard. He has managed the Fund since 2015 (co-managed since 2017).

Purchase and Sale of Fund Shares

You may purchase or redeem shares online through our website (*vanguard.com*), by mail (The Vanguard Group, P.O. Box 982901, El Paso, TX 79998-2901), or by telephone (800-662-2739). The minimum investment amount required to open and maintain a Fund account for Admiral Shares is \$100,000. The minimum investment amount required to add to an existing Fund account is generally \$1. Financial intermediaries, institutional clients, and Vanguard-advised clients should contact Vanguard for information on special eligibility rules that may apply to them regarding Admiral Shares. If you are investing through an intermediary, please contact that firm directly for more information regarding your eligibility. If you are investing through an employer-sponsored retirement or savings plan, your plan administrator or your benefits office can provide you with detailed information on how you can invest through your plan.

Tax Information

The Fund's distributions may be taxable as ordinary income or capital gains. If you are investing through a tax-advantaged account, such as an IRA or an employer-sponsored retirement or savings plan, special tax rules apply. You should consult your own tax advisor with respect to any particular U.S. or non-U.S. tax consequences of your investment in the Fund.

Payments to Financial Intermediaries

The Fund and its investment advisor do not pay financial intermediaries for sales of Fund shares.

Vanguard Information Technology Index Fund

Investment Objective

The Fund seeks to track the performance of a benchmark index that measures the investment return of information technology stocks.

Fees and Expenses

The following tables describe the fees and expenses you may pay if you buy, hold, and sell Admiral Shares of the Fund. **You may pay other fees, such as brokerage commissions and other fees to financial intermediaries, which are not reflected in the tables and example below.**

Shareholder Fees

(Fees paid directly from your investment)

Sales Charge (Load) Imposed on Purchases	None
Purchase Fee	None
Sales Charge (Load) Imposed on Reinvested Dividends	None
Redemption Fee	None
Account Service Fee Per Year (for certain fund account balances below \$5,000,000)	\$25

Annual Fund Operating Expenses

(Expenses that you pay each year as a percentage of the value of your investment)

Management Fees	0.09%
12b-1 Distribution Fee	None
Other Expenses	0.01%
Total Annual Fund Operating Expenses	0.10%

Example

The following example is intended to help you compare the cost of investing in the Fund's Admiral Shares with the cost of investing in other mutual funds. It illustrates the hypothetical expenses that you would incur over various periods if you were to invest \$10,000 in the Fund's shares. This example assumes that the shares provide a return of 5% each year and that total annual fund operating expenses remain as stated in the preceding table. You would incur these hypothetical expenses whether or not you were to redeem your investment at the end of the given period. Although your actual costs may be higher or lower, based on these assumptions your costs would be:

1 Year	3 Years	5 Years	10 Years
\$10	\$32	\$56	\$128

Portfolio Turnover

The Fund pays transaction costs, such as commissions, when it buys and sells securities (or "turns over" its portfolio). A higher portfolio turnover rate may indicate higher transaction costs and may result in more taxes when Fund shares are held in a taxable account. These costs, which are not reflected in annual fund operating expenses or in the previous expense example, reduce the Fund's performance. During the most recent fiscal year, the Fund's portfolio turnover rate was 13% of the average value of its portfolio.

Principal Investment Strategies

The Fund employs an indexing investment approach designed to track the performance of the MSCI US Investable Market Index (IMI)/Information Technology 25/50 (the Index), an index made up of stocks of large, mid-size, and small U.S. companies within the information technology sector, as classified under the Global Industry Classification Standard (GICS). The GICS information technology sector is made up of companies that offer software and information technology services as well as manufacturers and distributors of technology hardware and equipment such as communications equipment, cellular phones, computers and peripherals, electronic equipment and related instruments, and semiconductors.

The Fund attempts to replicate the target index by seeking to invest all, or substantially all, of its assets in the stocks that make up the Index, in order to hold each stock in approximately the same proportion as its weighting in the Index.

Principal Risks

An investment in the Fund could lose money over short or long periods of time. You should expect the Fund's share price and total return to fluctuate within a wide range. The Fund is subject to the following risks, which could affect the Fund's performance:

- *Stock market risk*, which is the chance that stock prices overall will decline. Stock markets tend to move in cycles, with periods of rising prices and periods of falling prices. The Fund's target index tracks a subset of the U.S. stock market, which could cause the Fund to perform differently from the overall stock market.
- *Sector risk*, which is the chance that significant problems will affect a particular sector, or that returns from that sector will trail returns from the overall stock market. Daily fluctuations in specific market sectors are often more extreme or volatile than fluctuations in the overall market. Because the Fund seeks to invest all, or substantially all, of its assets in the information technology sector, the Fund's performance largely depends—for better or for worse—on the general condition of that sector. Companies in the information technology sector could be affected by, among other things, overall economic conditions, short product cycles, rapid obsolescence of products, competition, and government regulation. Sector risk is expected to be high for the Fund.
- *Nondiversification risk*, which is the chance that the Fund's performance may be hurt disproportionately by the poor performance of relatively few stocks or even a single stock. The Fund is considered nondiversified, which means that it may invest a greater percentage of its assets in the securities of a small number of issuers as compared with diversified mutual funds. Because the Fund tends to invest a relatively high percentage of its assets in its ten largest holdings, fluctuations in the market value of a single Fund holding could cause significant changes to the Fund's share price. Nondiversification risk is expected to be high for the Fund.
- *Investment style risk*, which is the chance that returns from the types of stocks in which the Fund invests will trail returns from the overall stock market. Small-, mid-, and large-cap stocks each tend to go through cycles of doing better or worse than other segments of the stock market or the stock market in general. These periods have, in the past, lasted for as long as several years. Historically, small- and mid-cap stocks have been more volatile in price than large-cap stocks. The stock prices of small and mid-size companies tend to experience greater volatility because, among other things, these companies tend to be more sensitive to changing economic conditions.
- *Index-related risks*. The Fund is subject to risks associated with index investing, which include passive management risk, tracking error risk, and index provider risk. Passive management risk is the chance that the Fund's use of an

indexing strategy will negatively impact the Fund's performance. Because the Fund seeks to track the performance of its target index regardless of how that index is performing, the Fund's performance may be lower than it would be if the Fund were actively managed. Tracking error risk is the chance that the Fund's performance will deviate from the performance of its target index. Tracking error risk may be heightened during times of increased market volatility or under other unusual market conditions. Index provider risk is the chance that the Fund will be negatively impacted by changes or errors made by the index provider. Any gains, losses, or costs associated with or resulting from an error made by the index provider will generally be borne by the Fund and, as a result, the Fund's shareholders.

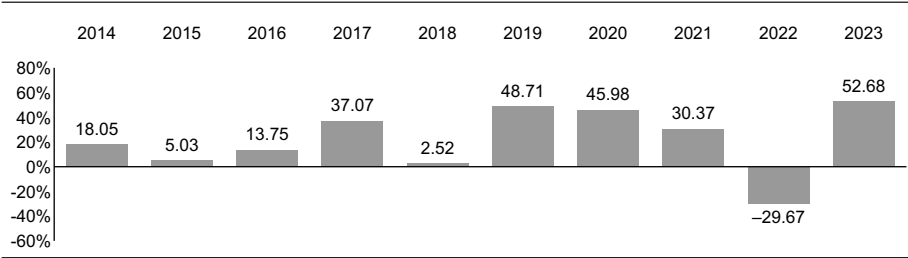
- *Index replicating risk*, which is the chance that the Fund may be prevented from holding one or more securities in the same proportion as in its target index.

An investment in the Fund is not a deposit of a bank and is not insured or guaranteed by the Federal Deposit Insurance Corporation or any other government agency.

Annual Total Returns

The following bar chart and table are intended to help you understand the risks of investing in the Fund. The bar chart shows how the performance of the Fund's Admiral Shares has varied from one calendar year to another over the periods shown. The table shows how the average annual total returns of the Admiral Shares compare with those of the Fund's target index and other comparative indexes, which have investment characteristics similar to those of the Fund. The Information Technology Spliced Index reflects the performance of the MSCI US IMI/Information Technology 25/50 through May 2, 2018; the MSCI US IMI/Information Technology 25/50 Transition Index Through December 2, 2018; and the MSCI US IMI/Information Technology 25/50 thereafter. Keep in mind that the Fund's past performance (before and after taxes) does not indicate how the Fund will perform in the future. Updated performance information is available on our website at vanguard.com/performance.

Annual Total Returns — Vanguard Information Technology Index Fund Admiral Shares¹



1 The year-to-date return as of the most recent calendar quarter, which ended on September 30, 2024, was 21.85%.

During the periods shown in the bar chart, the highest and lowest returns for a calendar quarter were:

	Total Return	Quarter
Highest	31.75%	June 30, 2020
Lowest	-21.35%	June 30, 2022

Average Annual Total Returns for Periods Ended December 31, 2023

	1 Year	5 Years	10 Years
Vanguard Information Technology Index Fund Admiral Shares			
Return Before Taxes	52.68%	24.89%	19.67%
Return After Taxes on Distributions	52.41	24.62	19.36
Return After Taxes on Distributions and Sale of Fund Shares	31.33	20.53	16.88
Information Technology Spliced Index			
(reflects no deduction for fees, expenses, or taxes)	52.64%	25.01%	19.77%
MSCI US IMI/Information Technology 25/50			
(reflects no deduction for fees, expenses, or taxes)	52.64	25.01	19.45
MSCI US Investable Market 2500 Index			
(reflects no deduction for fees, expenses, or taxes)	26.26	15.33	11.58

Actual after-tax returns depend on your tax situation and may differ from those shown in the preceding table. When after-tax returns are calculated, it is assumed that the shareholder was in the highest individual federal marginal income tax bracket at the time of each distribution of income or capital gains or upon redemption. State and local income taxes are not reflected in the calculations. Please note that after-tax returns are not relevant for a shareholder who holds fund shares in a tax-deferred account, such as an individual retirement account or a 401(k) plan. Also, figures captioned *Return After Taxes*

on Distributions and Sale of Fund Shares may be higher than other figures for the same period if a capital loss occurs upon redemption and results in an assumed tax deduction for the shareholder.

Investment Advisor

The Vanguard Group, Inc. (Vanguard)

Portfolio Managers

Nick Birkett, CFA, Portfolio Manager at Vanguard. He has co-managed the Fund since 2021.

Walter Nejman, Portfolio Manager at Vanguard. He has managed the Fund since 2015 (co-managed since 2021).

Purchase and Sale of Fund Shares

You may purchase or redeem shares online through our website (vanguard.com), by mail (The Vanguard Group, P.O. Box 982901, El Paso, TX 79998-2901), or by telephone (800-662-2739). The minimum investment amount required to open and maintain a Fund account for Admiral Shares is \$100,000. The minimum investment amount required to add to an existing Fund account is generally \$1. Financial intermediaries, institutional clients, and Vanguard-advised clients should contact Vanguard for information on special eligibility rules that may apply to them regarding Admiral Shares. If you are investing through an intermediary, please contact that firm directly for more information regarding your eligibility. If you are investing through an employer-sponsored retirement or savings plan, your plan administrator or your benefits office can provide you with detailed information on how you can invest through your plan.

Tax Information

The Fund's distributions may be taxable as ordinary income or capital gains. If you are investing through a tax-advantaged account, such as an IRA or an employer-sponsored retirement or savings plan, special tax rules apply. You should consult your own tax advisor with respect to any particular U.S. or non-U.S. tax consequences of your investment in the Fund.

Payments to Financial Intermediaries

The Fund and its investment advisor do not pay financial intermediaries for sales of Fund shares.

Vanguard Materials Index Fund

Investment Objective

The Fund seeks to track the performance of a benchmark index that measures the investment return of materials stocks.

Fees and Expenses

The following tables describe the fees and expenses you may pay if you buy, hold, and sell Admiral Shares of the Fund. **You may pay other fees, such as brokerage commissions and other fees to financial intermediaries, which are not reflected in the tables and example below.**

Shareholder Fees

(Fees paid directly from your investment)

Sales Charge (Load) Imposed on Purchases	None
Purchase Fee	None
Sales Charge (Load) Imposed on Reinvested Dividends	None
Redemption Fee	None
Account Service Fee Per Year (for certain fund account balances below \$5,000,000)	\$25

Annual Fund Operating Expenses

(Expenses that you pay each year as a percentage of the value of your investment)

Management Fees	0.09%
12b-1 Distribution Fee	None
Other Expenses	0.01%
Total Annual Fund Operating Expenses	0.10%

Example

The following example is intended to help you compare the cost of investing in the Fund's Admiral Shares with the cost of investing in other mutual funds. It illustrates the hypothetical expenses that you would incur over various periods if you were to invest \$10,000 in the Fund's shares. This example assumes that the shares provide a return of 5% each year and that total annual fund operating expenses remain as stated in the preceding table. You would incur these hypothetical expenses whether or not you were to redeem your investment at the end of the given period. Although your actual costs may be higher or lower, based on these assumptions your costs would be:

1 Year	3 Years	5 Years	10 Years
\$10	\$32	\$56	\$128

Portfolio Turnover

The Fund pays transaction costs, such as commissions, when it buys and sells securities (or “turns over” its portfolio). A higher portfolio turnover rate may indicate higher transaction costs and may result in more taxes when Fund shares are held in a taxable account. These costs, which are not reflected in annual fund operating expenses or in the previous expense example, reduce the Fund's performance. During the most recent fiscal year, the Fund's portfolio turnover rate was 12% of the average value of its portfolio.

Principal Investment Strategies

The Fund employs an indexing investment approach designed to track the performance of the MSCI US Investable Market Index (IMI)/Materials 25/50 (the Index), an index made up of stocks of large, mid-size, and small U.S. companies within the materials sector, as classified under the Global Industry Classification Standard (GICS). The GICS materials sector is made up of companies that manufacture chemicals, construction materials, glass, paper, forest products, and related packaging products, as well as metals, minerals, and mining companies, including producers of steel.

The Fund attempts to replicate the target index by seeking to invest all, or substantially all, of its assets in the stocks that make up the Index, in order to hold each stock in approximately the same proportion as its weighting in the Index.

Principal Risks

An investment in the Fund could lose money over short or long periods of time. You should expect the Fund's share price and total return to fluctuate within a wide range. The Fund is subject to the following risks, which could affect the Fund's performance:

- *Stock market risk*, which is the chance that stock prices overall will decline. Stock markets tend to move in cycles, with periods of rising prices and periods of falling prices. The Fund's target index tracks a subset of the U.S. stock market, which could cause the Fund to perform differently from the overall stock market.
- *Sector risk*, which is the chance that significant problems will affect a particular sector, or that returns from that sector will trail returns from the overall stock market. Daily fluctuations in specific market sectors are often more extreme or volatile than fluctuations in the overall market. Because the Fund seeks to invest all, or substantially all, of its assets in the materials sector, the Fund's performance largely depends—for better or for worse—on the general condition of that sector. Companies in the materials sector could be affected by, among other things, commodity prices, government regulation, inflation expectations, resource availability, and economic cycles. Sector risk is expected to be high for the Fund.
- *Nondiversification risk*, which is the chance that the Fund's performance may be hurt disproportionately by the poor performance of relatively few stocks or even a single stock. The Fund is considered nondiversified, which means that it may invest a greater percentage of its assets in the securities of a small number of issuers as compared with diversified mutual funds. Because the Fund tends to invest a relatively high percentage of its assets in its ten largest holdings, fluctuations in the market value of a single Fund holding could cause significant changes to the Fund's share price. Nondiversification risk is expected to be high for the Fund.
- *Investment style risk*, which is the chance that returns from the types of stocks in which the Fund invests will trail returns from the overall stock market. Small-, mid-, and large-cap stocks each tend to go through cycles of doing better or worse than other segments of the stock market or the stock market in general. These periods have, in the past, lasted for as long as several years. Historically, small- and mid-cap stocks have been more volatile in price than large-cap stocks. The stock prices of small and mid-size companies tend to experience greater volatility because, among other things, these companies tend to be more sensitive to changing economic conditions.
- *Index-related risks*. The Fund is subject to risks associated with index investing, which include passive management risk, tracking error risk, and index provider risk. Passive management risk is the chance that the Fund's use of an

indexing strategy will negatively impact the Fund's performance. Because the Fund seeks to track the performance of its target index regardless of how that index is performing, the Fund's performance may be lower than it would be if the Fund were actively managed. Tracking error risk is the chance that the Fund's performance will deviate from the performance of its target index. Tracking error risk may be heightened during times of increased market volatility or under other unusual market conditions. Index provider risk is the chance that the Fund will be negatively impacted by changes or errors made by the index provider. Any gains, losses, or costs associated with or resulting from an error made by the index provider will generally be borne by the Fund and, as a result, the Fund's shareholders.

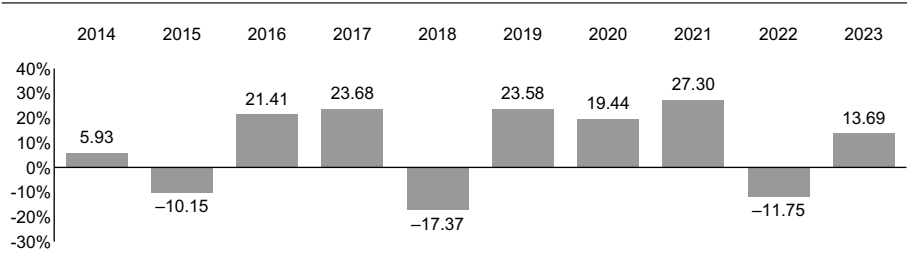
- *Index replicating risk*, which is the chance that the Fund may be prevented from holding one or more securities in the same proportion as in its target index.

An investment in the Fund is not a deposit of a bank and is not insured or guaranteed by the Federal Deposit Insurance Corporation or any other government agency.

Annual Total Returns

The following bar chart and table are intended to help you understand the risks of investing in the Fund. The bar chart shows how the performance of the Fund's Admiral Shares has varied from one calendar year to another over the periods shown. The table shows how the average annual total returns of the Admiral Shares compare with those of the Fund's target index and another comparative index, which have investment characteristics similar to those of the Fund. Keep in mind that the Fund's past performance (before and after taxes) does not indicate how the Fund will perform in the future. Updated performance information is available on our website at vanguard.com/performance.

Annual Total Returns — Vanguard Materials Index Fund Admiral Shares¹



¹ The year-to-date return as of the most recent calendar quarter, which ended on September 30, 2024, was 12.59%.

During the periods shown in the bar chart, the highest and lowest returns for a calendar quarter were:

	Total Return	Quarter
Highest	26.14%	June 30, 2020
Lowest	-27.96%	March 31, 2020

Average Annual Total Returns for Periods Ended December 31, 2023

	1 Year	5 Years	10 Years
Vanguard Materials Index Fund Admiral Shares			
Return Before Taxes	13.69%	13.52%	8.33%
Return After Taxes on Distributions	13.19	13.01	7.85
Return After Taxes on Distributions and Sale of Fund Shares	8.41	10.76	6.67
MSCI US IMI/Materials 25/50 (reflects no deduction for fees, expenses, or taxes)	13.80%	13.64%	8.42%
MSCI US Investable Market 2500 Index (reflects no deduction for fees, expenses, or taxes)	26.26	15.33	11.58

Actual after-tax returns depend on your tax situation and may differ from those shown in the preceding table. When after-tax returns are calculated, it is assumed that the shareholder was in the highest individual federal marginal income tax bracket at the time of each distribution of income or capital gains or upon redemption. State and local income taxes are not reflected in the calculations. Please note that after-tax returns are not relevant for a shareholder who holds fund shares in a tax-deferred account, such as an individual retirement account or a 401(k) plan. Also, figures captioned *Return After Taxes on Distributions and Sale of Fund Shares* may be higher than other figures for the same period if a capital loss occurs upon redemption and results in an assumed tax deduction for the shareholder.

Investment Advisor

The Vanguard Group, Inc. (Vanguard)

Portfolio Managers

Michelle Louie, CFA, Portfolio Manager and Principal of Vanguard. She has co-managed the Fund since 2017.

Kenny Narzikul, CFA, Portfolio Manager at Vanguard. He has co-managed the Fund since 2023.

Purchase and Sale of Fund Shares

You may purchase or redeem shares online through our website (*vanguard.com*), by mail (The Vanguard Group, P.O. Box 982901, El Paso, TX 79998-2901), or by telephone (800-662-2739). The minimum investment amount required to open and maintain a Fund account for Admiral Shares is \$100,000. The minimum investment amount required to add to an existing Fund account is generally \$1. Financial intermediaries, institutional clients, and Vanguard-advised clients should contact Vanguard for information on special eligibility rules that may apply to them regarding Admiral Shares. If you are investing through an intermediary, please contact that firm directly for more information regarding your eligibility. If you are investing through an employer-sponsored retirement or savings plan, your plan administrator or your benefits office can provide you with detailed information on how you can invest through your plan.

Tax Information

The Fund's distributions may be taxable as ordinary income or capital gains. If you are investing through a tax-advantaged account, such as an IRA or an employer-sponsored retirement or savings plan, special tax rules apply. You should consult your own tax advisor with respect to any particular U.S. or non-U.S. tax consequences of your investment in the Fund.

Payments to Financial Intermediaries

The Fund and its investment advisor do not pay financial intermediaries for sales of Fund shares.

Vanguard Utilities Index Fund

Investment Objective

The Fund seeks to track the performance of a benchmark index that measures the investment return of utilities stocks.

Fees and Expenses

The following tables describe the fees and expenses you may pay if you buy, hold, and sell Admiral Shares of the Fund. **You may pay other fees, such as brokerage commissions and other fees to financial intermediaries, which are not reflected in the tables and example below.**

Shareholder Fees

(Fees paid directly from your investment)

Sales Charge (Load) Imposed on Purchases	None
Purchase Fee	None
Sales Charge (Load) Imposed on Reinvested Dividends	None
Redemption Fee	None
Account Service Fee Per Year (for certain fund account balances below \$5,000,000)	\$25

Annual Fund Operating Expenses

(Expenses that you pay each year as a percentage of the value of your investment)

Management Fees	0.09%
12b-1 Distribution Fee	None
Other Expenses	0.01%
Total Annual Fund Operating Expenses	0.10%

Example

The following example is intended to help you compare the cost of investing in the Fund's Admiral Shares with the cost of investing in other mutual funds. It illustrates the hypothetical expenses that you would incur over various periods if you were to invest \$10,000 in the Fund's shares. This example assumes that the shares provide a return of 5% each year and that total annual fund operating expenses remain as stated in the preceding table. You would incur these hypothetical expenses whether or not you were to redeem your investment at the end of the given period. Although your actual costs may be higher or lower, based on these assumptions your costs would be:

1 Year	3 Years	5 Years	10 Years
\$10	\$32	\$56	\$128

Portfolio Turnover

The Fund pays transaction costs, such as commissions, when it buys and sells securities (or "turns over" its portfolio). A higher portfolio turnover rate may indicate higher transaction costs and may result in more taxes when Fund shares are held in a taxable account. These costs, which are not reflected in annual fund operating expenses or in the previous expense example, reduce the Fund's performance. During the most recent fiscal year, the Fund's portfolio turnover rate was 5% of the average value of its portfolio.

Principal Investment Strategies

The Fund employs an indexing investment approach designed to track the performance of the MSCI US Investable Market Index (IMI)/Utilities 25/50 (the Index), an index made up of stocks of large, mid-size, and small U.S. companies within the utilities sector, as classified under the Global Industry Classification Standard (GICS). The GICS utilities sector is made up of electric, gas, and water utility companies. It also includes independent power producers and energy traders and companies that engage in generation and distribution of electricity using renewable sources.

The Fund attempts to replicate the target index by seeking to invest all, or substantially all, of its assets in the stocks that make up the Index, in order to hold each stock in approximately the same proportion as its weighting in the Index.

Principal Risks

An investment in the Fund could lose money over short or long periods of time. You should expect the Fund's share price and total return to fluctuate within a wide range. The Fund is subject to the following risks, which could affect the Fund's performance:

- *Stock market risk*, which is the chance that stock prices overall will decline. Stock markets tend to move in cycles, with periods of rising prices and periods of falling prices. The Fund's target index tracks a subset of the U.S. stock market, which could cause the Fund to perform differently from the overall stock market.
- *Sector risk*, which is the chance that significant problems will affect a particular sector, or that returns from that sector will trail returns from the overall stock market. Daily fluctuations in specific market sectors are often more extreme or volatile than fluctuations in the overall market. Because the Fund seeks to invest all, or substantially all, of its assets in the utilities sector, the Fund's performance largely depends—for better or for worse—on the general condition of that sector. Companies in the utilities sector could be affected by government regulation, overall economic conditions, and fuel prices. Sector risk is expected to be high for the Fund.
- *Nondiversification risk*, which is the chance that the Fund's performance may be hurt disproportionately by the poor performance of relatively few stocks or even a single stock. The Fund is considered nondiversified, which means that it may invest a greater percentage of its assets in the securities of a small number of issuers as compared with diversified mutual funds. Because the Fund tends to invest a relatively high percentage of its assets in its ten largest holdings, fluctuations in the market value of a single Fund holding could cause significant changes to the Fund's share price. Nondiversification risk is expected to be high for the Fund.
- *Investment style risk*, which is the chance that returns from the types of stocks in which the Fund invests will trail returns from the overall stock market. Small-, mid-, and large-cap stocks each tend to go through cycles of doing better or worse than other segments of the stock market or the stock market in general. These periods have, in the past, lasted for as long as several years. Historically, small- and mid-cap stocks have been more volatile in price than large-cap stocks. The stock prices of small and mid-size companies tend to experience greater volatility because, among other things, these companies tend to be more sensitive to changing economic conditions.
- *Index-related risks*. The Fund is subject to risks associated with index investing, which include passive management risk, tracking error risk, and index provider risk. Passive management risk is the chance that the Fund's use of an indexing strategy will negatively impact the Fund's performance. Because the

Fund seeks to track the performance of its target index regardless of how that index is performing, the Fund's performance may be lower than it would be if the Fund were actively managed. Tracking error risk is the chance that the Fund's performance will deviate from the performance of its target index. Tracking error risk may be heightened during times of increased market volatility or under other unusual market conditions. Index provider risk is the chance that the Fund will be negatively impacted by changes or errors made by the index provider. Any gains, losses, or costs associated with or resulting from an error made by the index provider will generally be borne by the Fund and, as a result, the Fund's shareholders.

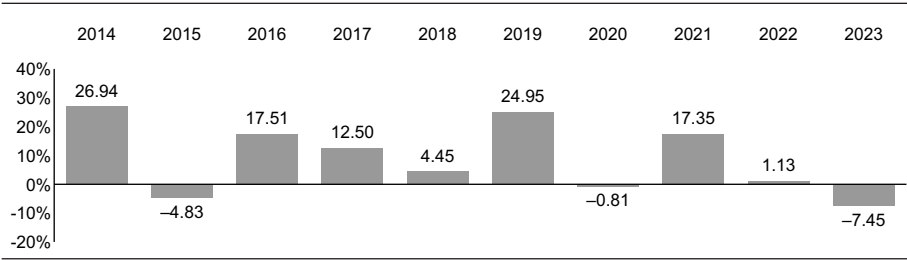
- *Index replicating risk*, which is the chance that the Fund may be prevented from holding one or more securities in the same proportion as in its target index.

An investment in the Fund is not a deposit of a bank and is not insured or guaranteed by the Federal Deposit Insurance Corporation or any other government agency.

Annual Total Returns

The following bar chart and table are intended to help you understand the risks of investing in the Fund. The bar chart shows how the performance of the Fund's Admiral Shares has varied from one calendar year to another over the periods shown. The table shows how the average annual total returns of the Admiral Shares compare with those of the Fund's target index and another comparative index, which have investment characteristics similar to those of the Fund. Keep in mind that the Fund's past performance (before and after taxes) does not indicate how the Fund will perform in the future. Updated performance information is available on our website at vanguard.com/performance.

Annual Total Returns — Vanguard Utilities Index Fund Admiral Shares¹



¹ The year-to-date return as of the most recent calendar quarter, which ended on September 30, 2024, was 29.96%.

During the periods shown in the bar chart, the highest and lowest returns for a calendar quarter were:

	Total Return	Quarter
Highest	15.25%	March 31, 2016
Lowest	-14.09%	March 31, 2020

Average Annual Total Returns for Periods Ended December 31, 2023

	1 Year	5 Years	10 Years
Vanguard Utilities Index Fund Admiral Shares			
Return Before Taxes	-7.45%	6.36%	8.55%
Return After Taxes on Distributions	-8.22	5.57	7.72
Return After Taxes on Distributions and Sale of Fund Shares	-3.89	4.95	6.84
MSCI US IMI/Utilities 25/50			
(reflects no deduction for fees, expenses, or taxes)	-7.37%	6.46%	8.64%
MSCI US Investable Market 2500 Index			
(reflects no deduction for fees, expenses, or taxes)	26.26	15.33	11.58

Actual after-tax returns depend on your tax situation and may differ from those shown in the preceding table. When after-tax returns are calculated, it is assumed that the shareholder was in the highest individual federal marginal income tax bracket at the time of each distribution of income or capital gains or upon redemption. State and local income taxes are not reflected in the calculations. Please note that after-tax returns are not relevant for a shareholder who holds fund shares in a tax-deferred account, such as an individual retirement account or a 401(k) plan. Also, figures captioned *Return After Taxes on Distributions and Sale of Fund Shares* may be higher than other figures for the same period if a capital loss occurs upon redemption and results in an assumed tax deduction for the shareholder.

Investment Advisor

The Vanguard Group, Inc. (Vanguard)

Portfolio Manager

Walter Nejman, Portfolio Manager at Vanguard. He has managed the Fund since 2021.

Purchase and Sale of Fund Shares

You may purchase or redeem shares online through our website ([vanguard.com](https://www.vanguard.com)), by mail (The Vanguard Group, P.O. Box 982901, El Paso, TX 79998-2901), or by telephone (800-662-2739). The minimum investment amount

required to open and maintain a Fund account for Admiral Shares is \$100,000. The minimum investment amount required to add to an existing Fund account is generally \$1. Financial intermediaries, institutional clients, and Vanguard-advised clients should contact Vanguard for information on special eligibility rules that may apply to them regarding Admiral Shares. If you are investing through an intermediary, please contact that firm directly for more information regarding your eligibility. If you are investing through an employer-sponsored retirement or savings plan, your plan administrator or your benefits office can provide you with detailed information on how you can invest through your plan.


Tax Information

The Fund's distributions may be taxable as ordinary income or capital gains. If you are investing through a tax-advantaged account, such as an IRA or an employer-sponsored retirement or savings plan, special tax rules apply. You should consult your own tax advisor with respect to any particular U.S. or non-U.S. tax consequences of your investment in the Fund.

Payments to Financial Intermediaries

The Fund and its investment advisor do not pay financial intermediaries for sales of Fund shares.

More on the Funds

This prospectus describes the principal risks you would face as a Fund shareholder. It is important to keep in mind one of the main principles of investing: generally, the higher the risk of losing money, the higher the potential reward. The reverse, also, is generally true: the lower the risk, the lower the potential reward. As you consider an investment in any mutual fund, you should take into account your personal tolerance for fluctuations in the securities markets. When considering an investment in sector funds, you should be aware that fluctuations in specific market sectors are often more extreme than fluctuations in the overall securities markets. Throughout the prospectus, this  symbol is used to mark detailed information about some of the risks that you would confront as a Fund shareholder. To highlight terms and concepts important to mutual fund investors, we have provided Plain Talk[®] explanations along the way. Reading the prospectus will help you decide whether a Fund is the right investment for you. We suggest that you keep this prospectus for future reference.

Share Class Overview

This prospectus offers the Funds' Admiral Shares, which are generally for investors who invest a minimum of \$100,000. A separate prospectus offers the Funds' ETF Shares, an exchange-traded class of shares.

Both share classes offered by a Fund have the same investment objective, strategies, and policies. However, because different share classes can have different expenses, their investment returns may differ.

Plain Talk About Costs of Investing

Costs are an important consideration in choosing a mutual fund. That is because you, as a shareholder, pay a proportionate share of the costs of operating a fund and any transaction costs incurred when the fund buys or sells securities, including costs generated by shareholders of other share classes offered by the fund. These costs can erode a substantial portion of the gross income or the capital appreciation a fund achieves. Even seemingly small differences in expenses can, over time, have a dramatic effect on a fund's performance.

The following sections explain the principal investment strategies and policies that each Fund uses in pursuit of its investment objective. The Funds' board of trustees, which oversees each Fund's management, may change investment strategies or policies in the interest of shareholders without a shareholder vote, unless those strategies or policies are designated as fundamental. Note that each Fund's investment objective is not fundamental and may be changed

without a shareholder vote. Under normal circumstances, each Fund will invest at least 80% of its assets in the stocks that make up its target index. A Fund may change its 80% policy only upon 60 days' notice to shareholders.

What are Vanguard U.S. Sector Index Funds?

Vanguard U.S. Sector Index Funds (Vanguard Sector Index Funds) are a group of ten index funds that seek to track the performance of the following distinct components—or “sectors”—of the U.S. economy:

Communication Services	Health Care
Consumer Discretionary	Industrials
Consumer Staples	Information Technology
Energy	Materials
Financials	Utilities

For their benchmarks, the Funds use ten sector indexes licensed to Vanguard by MSCI. Each of these indexes measures the performance of a separate group of industries, as classified under the *Global Industry Classification Standard* (GICS). Together, the Funds' target indexes make up the MSCI US IMI/2500, a broad market index covering companies and industries across the entire U.S. economy.

What does the “25/50” in the name of the index mean?

To qualify for favorable tax treatment under the Internal Revenue Code (the Code), an investment company must, among other things, meet certain diversification standards under the Code. Those standards require an investment company to invest no more than 25% of its assets in any one security and at least 50% in securities that each represent no more than 5% of the fund's assets. The 25/50 in the name of the index denotes that the index's construction rules take into account the diversification standards for investment companies covered under the Code.

The 25/50 indexes were adopted by Vanguard Sector Index Funds on February 26, 2010. Prior to that date, some of the Funds' former indexes became so concentrated that funds replicating them would have failed the Code's diversification standards. To ensure that this did not happen, some of the Funds' portfolios differed significantly from the composition of the target indexes, leading to considerable tracking error. By adopting the 25/50 indexes, the Funds can better achieve their objectives of tracking their target indexes while continuing to provide exposure to the relevant market sectors.

Note that although Vanguard Sector Index Funds continue to comply with the diversification standards of the Code, each Fund still invests a high percentage of assets in a small number of issuers and thus may not comply with the diversification standards of the Investment Company Act of 1940. Consequently, Vanguard Communication Services Index Fund, Vanguard Consumer Discretionary Index Fund, Vanguard Consumer Staples Index Fund, Vanguard Energy Index Fund, Vanguard Information Technology Index Fund, Vanguard Materials Index Fund, and Vanguard Utilities Index Fund (collectively, Nondiversified Funds) are subject to nondiversification risk, which is the chance that a Fund's performance may be hurt disproportionately by poor performance of relatively few stocks or even a single stock.

Market Exposure

The Funds seek to invest mainly in common stocks of companies within designated market sectors. As a result, the Funds are subject to certain risks.



Each Fund is subject to stock market risk, which is the chance that stock prices overall will decline. Stock markets tend to move in cycles, with periods of rising prices and periods of falling prices. Each Fund's target index tracks a subset of the U.S. stock market, which could cause the Fund to perform differently from the overall stock market.



Each Fund is subject to sector risk, which is the chance that significant problems will affect a particular sector, or that returns from that sector will trail returns from the overall stock market. Daily fluctuations in specific market sectors are often more extreme or volatile than fluctuations in the overall market. Because each Fund seeks to invest all, or substantially all, of its assets in a specific sector, the Fund's performance largely depends—for better or for worse—on the general condition of that sector. Sector risk is expected to be high for each Fund.

A variety of circumstances and events can affect the overall performance of a given market sector. In addition, a sector's sensitivity to specific factors tends to change over time, so it is impossible to identify in advance the exact circumstances and events that will be most important to the future performance of that sector. Examples of factors that have proven important to the past performance of each Fund's targeted market sector are shown in the following table.

Sectors and Key Past Performance Factors

Communication Services Sector:

Overall economic conditions, competition, and government regulation.

Consumer Discretionary Sector:

Overall economic conditions, interest rates, consumer confidence, and disposable income.

Consumer Staples Sector:

Consumer tastes, government regulation, marketing, and consumer confidence.

Energy Sector:

Geopolitical events, government regulation, economic cycles, and fuel prices.

Financials Sector:

Government regulation, interest rates, cost of capital funds, credit losses, and financial markets.

Health Care Sector:

Patent protection, government regulation, research and development costs, litigation, and competitive forces.

Industrials Sector:

Government regulation, world events and economic conditions, insurance costs, and labor relations issues.

Information Technology Sector:

Overall economic conditions, short product cycles, rapid obsolescence of products, competition, and government regulation.

Materials Sector:

Commodity prices, government regulation, inflation expectations, resource availability, and economic cycles.

Utilities Sector:

Government regulation, overall economic conditions, and fuel prices.

Each Fund invests across large-, mid-, and small-capitalization stocks, depending on the composition of its target index. The chart that follows provides a market capitalization breakdown for each Fund's target index as of August 31, 2024. For purposes of this chart, we have used market capitalization ranges determined by FactSet Analytics. It is important to understand that there are no "official" definitions of large-, mid-, and small-cap, even among Vanguard fund advisors, and that market capitalization ranges can change over time.

Target Index¹	Large-Cap >\$56.11 billion	Mid-Cap \$9.42–\$56.11 billion	Small-Cap <\$9.42 billion
MSCI US Investable Market Index (IMI)/Communication Services 25/50	68.43%	20.22%	11.35%
MSCI US Investable Market Index (IMI)/Consumer Discretionary 25/50	62.20	21.50	16.29
MSCI US Investable Market Index (IMI)/Consumer Staples 25/50	63.85	27.47	8.68
MSCI US Investable Market Index (IMI)/Energy 25/50	56.62	30.53	12.85
MSCI US Investable Market Index (IMI)/Financials 25/50	68.93	20.61	10.46
MSCI US Investable Market Index (IMI)/Health Care 25/50	74.63	16.94	8.43
MSCI US Investable Market Index (IMI)/Industrials 25/50	50.33	35.46	14.21
MSCI US Investable Market Index (IMI)/Information Technology 25/50	79.38	11.26	9.35
MSCI US Investable Market Index (IMI)/Materials 25/50	44.42	37.84	17.75
MSCI US Investable Market Index (IMI)/Utilities 25/50	32.40	59.98	7.62

1 Due to rounding, the total percentage of each target index may not be equal to 100%.

Market disruptions can adversely affect local and global markets as well as normal market conditions and operations. Any such disruptions could have an adverse impact on the value of a Fund's investments and Fund performance.

Security Selection


Each Fund attempts to track the investment performance of a benchmark index that measures the return of a particular market sector. Each Fund uses the *replication method* of indexing, meaning that each Fund generally holds the same stocks as its target index and in approximately the same proportions.

As described previously, each Fund's current target index (25/50 index) is constructed to comply with diversification standards applicable to investment companies under the Internal Revenue Code. These standards require an investment company to invest no more than 25% of its assets in any one security and at least 50% in securities that each represent no more than 5% of the fund's assets. Each 25/50 index is rebalanced quarterly as a float-adjusted, market-capitalization-weighted index; however, if the diversification standards are not met, the 25/50 index will be capped to comply with these standards. Any

changes made in connection with the quarterly rebalancing process are implemented as of the last business day of February, May, August, and November to coincide with a quarterly review performed by the index provider.

The following table shows the number of stocks in each Fund’s target index as of August 31, 2024, along with the percentage of each index represented by its top ten holdings as of the same date.

Vanguard Fund	Number of Stocks in Target Index	Percentage of Index Holdings in Top 10 Stocks
Vanguard Communication Services Index Fund	116	70.1%
Vanguard Consumer Discretionary Index Fund	303	56.9
Vanguard Consumer Staples Index Fund	105	64.8
Vanguard Energy Index Fund	112	64.0
Vanguard Financials Index Fund	403	44.2
Vanguard Health Care Index Fund	412	50.4
Vanguard Industrials Index Fund	384	26.8
Vanguard Information Technology Index Fund	317	58.0
Vanguard Materials Index Fund	119	52.5
Vanguard Utilities Index Fund	66	53.8

 *Nondiversified Funds are subject to nondiversification risk, which is the chance that the Fund’s performance may be hurt disproportionately by the poor performance of relatively few stocks or even a single stock.*

Nondiversified Funds are considered nondiversified under the Investment Company Act of 1940, which means that each Nondiversified Fund may invest a greater percentage of its assets in the securities of a small number of issuers as compared with diversified mutual funds. Because each Nondiversified Fund tends to invest a relatively high percentage of its assets in its ten largest holdings, fluctuations in the market value of a single Fund holding could cause significant changes to the Fund’s share price. Nondiversification risk is expected to be high for each Nondiversified Fund.



Each Fund is subject to investment style risk, which is the chance that returns from the types of stocks in which the Fund invests will trail returns from the overall stock market. Small-, mid-, and large-cap stocks each tend to go through cycles of doing better or worse than other segments of the stock market or the stock market in general. These periods have, in the past, lasted for as long as several years. Historically, small- and mid-cap stocks have been more volatile in price than large-cap stocks. The stock prices of small and mid-size companies tend to experience greater volatility because, among other things, these companies tend to be more sensitive to changing economic conditions.

Index investing and risks. Each Fund is an index fund. Index funds attempt to track—not outperform—the performance of a specified market index (target index). An index is a group of securities whose overall performance is used as a standard to measure the investment performance of a particular market. Some indexes represent entire markets, such as the U.S. stock market, while others cover a segment of a market, such as short-term bonds. As an index fund, each Fund seeks to track the performance of its target index regardless of how the target index is performing. The advisor's use of an indexing, or passive, approach to select and maintain investments for the Funds means that the advisor will select securities based on their inclusion in the target index and will not use strategies to reduce negative impacts to the Fund during periods of market volatility. As a result, a Fund's performance may be lower than it would be if the Fund were actively managed.

One cannot invest directly in an index. Instead, an index fund's advisor will typically seek to hold all, or substantially all, of the securities that make up the fund's target index (often referred to as “replicating” an index or a “full replication” approach) or a representative sample of the securities that make up a fund's target index (often referred to as “sampling” an index).



Each Fund is subject to index replicating risk, which is the change that the Fund may be prevented from holding one or more securities in the same proportion as its target index.

As an index fund, each Fund is subject to tracking error. It is important to understand that an index fund will never perform exactly the same as its target index because, among other things, an index fund will have operating expenses and transaction costs and its target index will not. Beyond these inherent differences between the operation of an index fund and the operation of its target index, there are a variety of other factors that can cause or result in tracking error. These may include, but are not limited to:

- Price differences between the securities held by an index fund and those included in its target index

- Cash flows into or out of an index fund
- The size of an index fund
- Compliance with new or existing regulatory requirements
- Portfolio transactions carried out by an index fund's advisor to minimize the distribution of capital gains
- Changes to the underlying securities that make up an index fund's target index
- Errors made by the index provider

Tracking error risk may be heightened during times of increased market volatility or under other unusual market conditions. An index fund that samples its target index may be more likely to experience tracking error than an index fund that replicates its target index.

Each Fund is subject to risks associated with the provider of its target index. The index provider determines which securities to include in the target index and how the securities are weighted. The index provider does not provide any warranty or accept any liability with respect to the quality, accuracy, or completeness of the target index or any data used to compile the target index. Under normal circumstances, the index provider will rebalance (update) the target index on a regular schedule. The index provider may rebalance the target index outside of the regular schedule or delay or cancel a scheduled rebalance, which could result in added costs for the Funds or cause the Funds to experience tracking error. The index provider may make errors, and it is possible that such errors may not be identified by the index provider for a period of time or at all. Any gains, losses, or costs associated with or resulting from an error made by the index provider will generally be borne by the Funds and, as a result, a Fund's shareholders. Vanguard does not provide any warranty or guarantee against errors made by the index provider.

Ownership Limitations

As the assets managed by Vanguard and its external advisors continue to grow, the securities held by Vanguard funds increasingly are impacted by ownership limitations. Ownership limitations restrict the amount that funds can invest in certain securities, due to either regulatory limits that apply to certain industries (for example, banking and utilities) or mechanisms that some issuers have in place to deter takeover attempts (for example, poison pills). These restrictions can have negative impacts on funds, including the inability of an index fund to track its index, the inability of a fund to meet its investment objectives, negative performance impacts, and unanticipated tax consequences. The impact of a particular ownership limitation on a Vanguard fund will vary based on several factors, including, but not limited to, the industry to which the limitation applies,

the country or region of a particular issuer, and the regulatory body imposing the limitation. In addition to the impacts of specific ownership limitations, Vanguard is also subject to the risk of multiple ownership limitations applying at one time, which could increase the likelihood of a fund experiencing the negative impacts listed above. Vanguard attempts to mitigate the impacts of ownership limitations on Vanguard funds through the various methods discussed below in *Methods to Address Ownership Limits*. However, it is possible that these methods will be unsuccessful.

Impacts of ownership limitations. When an ownership limitation applies, Vanguard may need to tell the Vanguard funds how much of impacted securities each fund can buy and hold. When this occurs, a Vanguard fund may not be able to buy additional securities or continue to hold existing securities above its allocated amounts. For index funds, this can result in tracking error if a fund cannot buy or hold the securities it needs in order to replicate or sample its target index. For active funds, this can result in a fund's advisor not being able to take advantage of favorable opportunities to invest in securities that are subject to limitations. For both index and active funds, the inability to buy or hold securities could prevent a fund from being able to meet its investment objective or invest in accordance with its investment strategy, and/or could negatively impact the fund's performance. In addition, the steps Vanguard and the Vanguard funds take to address ownership limitations could result in additional costs and/or unanticipated tax consequences to a fund that affect the amount, timing, and character of distributions to the fund's shareholders. The more assets Vanguard and its third-party advisors manage, the more likely it is that ownership limitations could affect Vanguard funds negatively.

Methods to address ownership limitations. Vanguard and Vanguard funds try to manage the negative impacts that ownership limitations could have on the Vanguard funds by seeking permission (relief) from regulators and/or issuers to purchase or hold more securities than the amount allowed by ownership limitations. However, it is not always possible to secure relief, and there is an increasing amount of uncertainty around how much ownership limitations relief regulators will grant to asset managers like Vanguard. Given this uncertainty, there is no guarantee that Vanguard or the Vanguard funds will be able to obtain additional relief from ownership limitations in the future. In addition, the relief upon which Vanguard and the Vanguard funds currently rely, which has allowed Vanguard to exceed certain ownership limitations, could be reduced or revoked, forcing the Vanguard funds to sell down one or more securities to comply with the ownership limitations. If a fund has to sell securities, there could be negative impacts to fund performance as well as unanticipated tax consequences that could impact the amount, timing, and character of distributions to the fund's shareholders.

When a Vanguard fund cannot buy or hold securities directly due to ownership limitations, the fund will typically try to get indirect exposure to impacted securities. The fund does this so that it can replicate as closely as possible the returns the fund would get if it directly owned the impacted securities. Indirect exposure can be accomplished through the use of derivatives, such as total return swaps, or by investing in wholly owned subsidiaries that hold the impacted securities. Both of these methods of obtaining indirect exposure increase fund costs, and, depending on the extent to which these alternatives are used by a fund to avoid exceeding ownership limits, the added costs could have a negative impact on the fund's performance. The risks of derivatives use are discussed elsewhere in the prospectus.

Other Investment Policies and Risks

Each Fund reserves the right to substitute a different index for the index it currently tracks if the current index is discontinued, if the Fund's agreement with the provider of its target index is terminated, or for any other reason determined in good faith by the Fund's board of trustees. In any such instance, the substitute index would represent the same market segment as the current index.

Each Fund has the ability to invest in foreign securities to the extent necessary to carry out its investment strategy of holding all, or substantially all, of the stocks that make up the index it tracks. It is not expected that any Fund will invest more than 5% of its assets in foreign securities.

Each Fund may invest, to a limited extent, in derivatives. A Fund may use derivatives such as total return swaps to obtain exposure to a stock, a basket of stocks, or an index. Derivatives may be used as an alternate means to obtain economic exposure if the Fund is required to limit its investment in a particular issuer or industry. Generally speaking, a derivative is a financial contract whose value is based on the value of a financial asset (such as a stock, a bond, or a currency), a physical asset (such as gold, oil, or wheat), a market index, or a reference rate. Investments in derivatives may subject the Funds to risks different from, and possibly greater than, those of investments directly in the underlying securities or assets. The Funds will not use derivatives for speculation or for the purpose of leveraging (magnifying) investment returns.

Plain Talk About Derivatives

Derivatives can take many forms. Some forms of derivatives—such as exchange-traded futures and options on securities, commodities, or indexes—have been trading on regulated exchanges for decades. These types of derivatives are standardized contracts that can easily be bought and sold and whose market values are determined and published daily. On the other hand, non-exchange-traded derivatives—such as certain swap agreements—tend to be more specialized or complex and may be more difficult to accurately value.

Cash Management

Each Fund's daily cash balance may be invested in Vanguard Market Liquidity Fund, a government money market fund, and/or Vanguard Municipal Low Duration Fund, a short-term municipal bond fund (each, a CMT Fund). When investing in a CMT Fund, each Fund bears its proportionate share of the expenses of the CMT Fund in which it invests. Vanguard receives no additional revenue from Fund assets invested in a CMT Fund.

Redemption Requests

Methods used to meet redemption requests. Under normal circumstances, each Fund typically expects to meet redemptions with positive cash flows. When this is not an option, each Fund seeks to maintain its risk exposure by selling a cross section of the Fund's holdings to meet redemptions, while also factoring in transaction costs. Additionally, a Fund may work with larger clients to implement their redemptions in a manner that is least disruptive to the portfolio; see "Potentially disruptive redemptions" under *Redeeming Shares* in the **Investing With Vanguard** section.

Under certain circumstances, including under stressed market conditions, there are additional tools that each Fund may use in order to meet redemptions, including advancing the settlement of market trades with counterparties to match investor redemption payments or delaying settlement of an investor's transaction to match trade settlement within regulatory requirements. A Fund may also suspend payment of redemption proceeds for up to seven days; see "Emergency circumstances" under *Redeeming Shares* in the **Investing With Vanguard** section. Additionally under these unusual circumstances, a Fund may borrow money (subject to certain regulatory conditions and if available under board-approved procedures) through an interfund lending facility; through a bank line-of-credit, including a joint committed credit facility; or through an uncommitted line-of-credit from Vanguard in order to meet redemption requests.

Potential redemption activity impacts. Vanguard funds can be negatively impacted by certain large redemptions. These redemptions could occur due to a single shareholder or multiple shareholders deciding to sell a large quantity of shares of a Vanguard fund or a share class of a Vanguard fund. Large redemptions can occur for many reasons, either as a result of actions taken by Vanguard or its affiliates, or as a result of events unrelated to actions taken by Vanguard or its affiliates. For example, actions taken by Vanguard could include changes to a Vanguard fund's advisor(s), portfolio manager(s), and/or the composition of its portfolio. For a Vanguard fund of funds, this could involve a withdrawal from an underlying Vanguard fund or a change in the allocation to the underlying Vanguard funds. Events unrelated to actions taken by Vanguard could include shareholders selling out of a Vanguard fund in response to market movements or regulatory changes.

A large redemption could adversely affect a Vanguard fund's liquidity and net asset value (NAV). For example, a large redemption could require a Vanguard fund's advisor(s) to sell portfolio holdings at unplanned or inopportune times. The advisor's sale of these holdings, which is a taxable event, could require a Vanguard fund to distribute any corresponding capital gains or other taxable income to the Vanguard fund's remaining shareholders; see *Dividends, Capital Gains, and Taxes* for additional information. The increased trading activity could also increase underlying costs for a Vanguard fund due to commissions paid by the Vanguard fund. When large redemptions occur, a Vanguard fund reserves the right to pay all or part of the redemptions in-kind and/or delay payment of the redemption proceeds for up to seven calendar days; see "Potentially disruptive redemptions" under *Redeeming Shares* in the **Investing With Vanguard** section.

Temporary Investment Measures

Each Fund may temporarily depart from its normal investment policies and strategies when the advisor believes that doing so is in the Fund's best interest, so long as the strategy or policy employed is consistent with the Fund's investment objective. For instance, the Fund may invest beyond its normal limits in derivatives or exchange-traded funds that are consistent with the Fund's investment objective when those instruments are more favorably priced or provide needed liquidity, as might be the case when the Fund receives large cash flows that it cannot prudently invest immediately. A Fund may also invest beyond its normal limits in derivatives as an alternate means to obtain economic exposure if the Fund is required to limit its investment in a particular issuer or industry.

Frequent Trading or Market-Timing

Background. Some investors try to profit from strategies involving frequent trading of mutual fund shares, such as market-timing. For funds holding foreign securities, investors may try to take advantage of an anticipated difference between the price of the fund's shares and price movements in overseas markets, a practice also known as time-zone arbitrage. Investors also may try to engage in frequent trading of funds holding investments such as small-cap stocks and high-yield bonds. As money is shifted into and out of a fund by a shareholder engaging in frequent trading, the fund incurs costs for buying and selling securities, resulting in increased brokerage and administrative costs. These costs are borne by *all* fund shareholders, including the long-term investors who do not generate the costs. In addition, frequent trading may interfere with an advisor's ability to efficiently manage the fund.

Policies to address frequent trading. The Vanguard funds (other than money market funds and short-term bond funds, but including Vanguard Short-Term Inflation-Protected Securities Index Fund) do not knowingly accommodate frequent trading. The board of trustees of each Vanguard fund (other than money market funds and short-term bond funds, but including Vanguard Short-Term Inflation-Protected Securities Index Fund) has adopted policies and procedures reasonably designed to detect and discourage frequent trading and, in some cases, to compensate the fund for the costs associated with it. These policies and procedures do not apply to ETF Shares because frequent trading in ETF Shares generally does not disrupt portfolio management or otherwise harm fund shareholders. Although there is no assurance that Vanguard will be able to detect or prevent frequent trading or market-timing in all circumstances, the following policies have been adopted to address these issues:

- Each Vanguard fund reserves the right to reject any purchase request—including exchanges from other Vanguard funds—without notice and regardless of size. For example, a purchase request could be rejected because the investor has a history of frequent trading or if Vanguard determines that such purchase may negatively affect a fund's operation or performance.
- Each Vanguard fund (other than money market funds and short-term bond funds, but including Vanguard Short-Term Inflation-Protected Securities Index Fund) generally prohibits, except as otherwise noted in the **Investing With Vanguard** section, an investor's purchases or exchanges into a fund account for 30 calendar days after the investor has redeemed or exchanged out of that fund account.
- Certain Vanguard funds charge shareholders purchase and/or redemption fees on transactions.

See the **Investing With Vanguard** section of this prospectus for further details on Vanguard's transaction policies.

Each Vanguard fund (other than retail and government money market funds), in determining its net asset value, will use fair-value pricing when appropriate, as described in the *Share Price* section. Fair-value pricing may reduce or eliminate the profitability of certain frequent-trading strategies.

Do not invest with Vanguard if you are a market-timer.

A precautionary note to investment companies: Each Fund's ETF Shares are issued by registered investment companies, and therefore the acquisition of such shares by other investment companies and private funds is subject to the restrictions of Section 12(d)(1) of the Investment Company Act of 1940 (the 1940 Act). SEC Rule 12d1-4 under the 1940 Act permits registered investment companies to invest in other registered investment companies beyond the limits in Section 12(d)(1), subject to certain conditions, including that funds with different investment advisors must enter into a fund of funds investment agreement.

Turnover Rate

Although the Funds generally seek to invest for the long term, each Fund may sell securities regardless of how long they have been held. Generally, an index fund sells securities in response to redemption requests from shareholders of conventional (i.e., not exchange-traded) shares or to changes in the composition of its target index. Turnover rates for large-cap stock index funds tend to be low because large-cap indexes typically do not change significantly from year to year. Turnover rates for mid-cap and small-cap stock index funds tend to be higher than for large-cap stock index funds (although still relatively low, compared with actively managed stock funds) because the indexes they track are more likely to change as a result of companies merging, growing, or failing. The **Financial Highlights** section of this prospectus shows historical turnover rates for the Funds. A turnover rate of 100%, for example, would mean that a Fund had sold and replaced securities valued at 100% of its net assets within a one-year period. In general, the greater the turnover rate, the greater the impact transaction costs will have on a fund's return. Also, funds with high turnover rates may be more likely to generate capital gains, including short-term capital gains, that must be distributed to shareholders and will be taxable to shareholders investing through a taxable account.

The Funds and Vanguard

Each Fund is a member of The Vanguard Group, Inc. (Vanguard), a family of over 200 funds. All of the funds that are members of Vanguard (other than funds of funds) share in the expenses associated with administrative services and business operations, such as personnel, office space, and equipment.

Vanguard Marketing Corporation provides marketing services to the funds. Although fund shareholders do not pay sales commissions or 12b-1 distribution fees, each fund (other than a fund of funds) or each share class of a fund (in the case of a fund with multiple share classes) pays its allocated share of the Vanguard funds' marketing costs.

Plain Talk About Vanguard's Unique Corporate Structure

Vanguard is owned jointly by the funds it oversees and thus indirectly by the shareholders in those funds. Most other mutual funds are operated by management companies that are owned by third parties—either public or private stockholders—and not by the funds they serve.

Investment Advisor

The Vanguard Group, Inc., P.O. Box 2600, Valley Forge, PA 19482, which began operations in 1975, serves as advisor to the Funds through its Equity Index Group. As of August 31, 2024, Vanguard served as advisor for approximately \$8.3 trillion in assets. Vanguard provides investment advisory services to the Funds pursuant to the Funds' Service Agreement and subject to the supervision and oversight of the trustees and officers of the Funds.

For the fiscal year ended August 31, 2024, the advisory expenses represented an effective annual rate of less than 0.01% of each Fund's average net assets.

Under the terms of an SEC exemption, the Funds' board of trustees may, without prior approval from shareholders, change the terms of an advisory agreement with a third-party investment advisor or hire a new third-party investment advisor—either as a replacement for an existing advisor or as an additional advisor. Any significant change in a Fund's advisory arrangements will be communicated to shareholders in writing. As the Funds' sponsor and overall manager, Vanguard may provide investment advisory services to a Fund at any time. Vanguard may also recommend to the board of trustees that an advisor be hired, terminated, or replaced or that the terms of an existing advisory agreement

be revised. The Funds have filed an application seeking a similar SEC exemption with respect to investment advisors that are wholly owned subsidiaries of Vanguard. If the exemption is granted, the Funds may rely on the new SEC relief.

For a discussion of why the board of trustees approved each Fund's investment advisory arrangement, see the Financial Statements and Other Information covering the fiscal year ended August 31.

The managers primarily responsible for the day-to-day management of the Funds are:

Nick Birkett, CFA, Portfolio Manager at Vanguard. He has worked in investment management since 2005; has been with Vanguard since 2017; and has managed Vanguard Consumer Discretionary Index Fund and Vanguard Consumer Staples Index Fund since 2021, co-managed Vanguard Information Technology Index Fund since 2021, and managed Vanguard Energy Index Fund since 2023. Education: B.S., University of Bath.

Michelle Louie, CFA, Portfolio Manager and Principal of Vanguard. She has been with Vanguard since 2010; has worked in investment management since 2011; has managed investment portfolios since 2016; and has co-managed Vanguard Financials Index Fund, Vanguard Health Care Index Fund, Vanguard Industrials Index Fund, and Vanguard Materials Index Fund since 2017. Education: B.S., The American University; M.B.A., Georgia Institute of Technology.

Kenny Narzikul, CFA, Portfolio Manager at Vanguard. He has been with Vanguard since 2012, has worked in investment management since 2016, has managed investment portfolios since 2023, and has co-managed Vanguard Financials Index Fund and Vanguard Materials Index Funds since 2023. Education: B.B.A., James Madison University.

Walter Nejman, Portfolio Manager at Vanguard. He has been with Vanguard since 2005; has worked in investment management since 2008; and has managed Vanguard Communication Services Index Fund since 2015, managed Vanguard Health Care Index Fund and Vanguard Industrials Index Fund since 2015 (co-managed since 2017), managed Vanguard Information Technology Index Fund since 2015 (co-managed since 2021), and managed Vanguard Utilities Index Fund since 2021. Education: B.A., Arcadia University; M.B.A., Villanova University.

The Funds' *Statement of Additional Information* provides information about each portfolio manager's compensation, other accounts under management, and ownership of shares of the Funds.

Dividends, Capital Gains, and Taxes

Fund Distributions

Each Fund distributes to shareholders virtually all of its net income (interest and dividends, less expenses) as well as any net short-term or long-term capital gains realized from the sale of its holdings. From time to time, each Fund may also make distributions that are treated as a return of capital. Income dividends generally are distributed quarterly in March, June, September, and December. Capital gains distributions, if any, generally occur annually in December. In addition, each Fund may occasionally make a supplemental distribution at some other time during the year.

You can receive distributions of income or capital gains in cash, or you can have them automatically reinvested in more shares of the Fund. However, if you are investing through an employer-sponsored retirement or savings plan, your distributions will be automatically reinvested in additional Fund shares.

Plain Talk About Distributions

As a shareholder, you are entitled to your portion of a fund's income from interest and dividends as well as capital gains from the fund's sale of investments. Income consists of both the dividends that the fund earns from any stock holdings and the interest it receives from any money market and bond investments. Capital gains are realized whenever the fund sells securities for higher prices than it paid for them. These capital gains are either short-term or long-term, depending on whether the fund held the securities for one year or less or for more than one year.

Basic Tax Points

Investors in taxable accounts should be aware of the following basic federal income tax points:

- Distributions are taxable to you whether or not you reinvest these amounts in additional Fund shares.
- Distributions declared and recorded in December—if paid to you by the end of January—are taxable as if received in December.

- Any dividend distribution or short-term capital gains distribution that you receive is taxable to you as ordinary income. If you are an individual and meet certain holding-period requirements with respect to your Fund shares, you may be eligible for reduced tax rates on “qualified dividend income,” if any, or a special tax deduction on “qualified REIT dividends,” if any, distributed by the Fund.
- Any distribution of net long-term capital gains is taxable to you as long-term capital gains, no matter how long you have owned shares in the Fund.
- Capital gains distributions can occur when a Fund sells assets at a gain. Capital gains distributions vary from year to year as a result of the Fund’s investment activities and cash flows, including those due to redemption activity by Fund shareholders.
- Capital gains distributions may occur if Vanguard makes changes that would impact a Fund directly or indirectly, including if Vanguard makes changes to the Fund’s portfolio or to any other Vanguard fund or product that would involve the redemption of shares of the Fund and the related sale of the Fund’s investments.
- Your cost basis in the Fund will be decreased by the amount of any return of capital that you receive. This, in turn, will affect the amount of any capital gain or loss that you realize when selling or exchanging your Fund shares.
- Return of capital distributions generally are not taxable to you until your cost basis has been reduced to zero. If your cost basis is at zero, return of capital distributions will be treated as capital gains.
- A sale or exchange of Fund shares is a taxable event. This means that you may have a capital gain to report as income, or a capital loss to report as a deduction, when you complete your tax return.
- Any conversion between classes of shares of the *same* fund is a *nontaxable* event. By contrast, an exchange between classes of shares of *different* funds is a *taxable* event.
- Vanguard (or your intermediary) will send you a statement each year showing the tax status of all of your distributions.

Individuals, trusts, and estates whose income exceeds certain threshold amounts are subject to a 3.8% Medicare contribution tax on “net investment income.” Net investment income takes into account distributions paid by the Fund and capital gains from any sale or exchange of Fund shares.

Dividend distributions and capital gains distributions that you receive, as well as your gains or losses from any sale or exchange of Fund shares, may be subject to state and local income taxes.

This prospectus provides general tax information only. If you are investing through a tax-advantaged account, such as an IRA or an employer-sponsored retirement or savings plan, special tax rules apply. Please consult your tax advisor for detailed information about any tax consequences for you.

Plain Talk About Buying a Dividend

Unless you are a tax-exempt investor or investing through a tax-advantaged account (such as an IRA or an employer-sponsored retirement or savings plan), you should consider avoiding a purchase of fund shares shortly before the fund makes a distribution, because doing so can cost you money in taxes. This is known as “buying a dividend.” For example: On December 15, you invest \$5,000, buying 250 shares for \$20 each. If the fund pays a distribution of \$1 per share on December 16, its share price will drop to \$19 (not counting market change). You still have only \$5,000 ($250 \text{ shares} \times \$19 = \$4,750$ in share value, plus $250 \text{ shares} \times \$1 = \$250$ in distributions), but you owe tax on the \$250 distribution you received—even if you reinvest it in more shares. To avoid buying a dividend, check a fund’s distribution schedule before you invest.

General Information

Backup withholding. By law, Vanguard must withhold 24% of any taxable distributions or redemptions from your account if you do not:

- Provide your correct taxpayer identification number.
- Certify that the taxpayer identification number is correct.
- Confirm that you are not subject to backup withholding.

Similarly, Vanguard (or your intermediary) must withhold taxes from your account if the IRS instructs us to do so.

Special notice to non-U.S. investors. The Funds offered for sale in this prospectus are primarily intended to be made available to U.S. residents and may not be appropriate for investors taxable outside of the United States. Non-U.S. investors should visit the non-U.S. investors page on our website at global.vanguard.com for information about Vanguard’s non-U.S. products.

Non-U.S. investors should be aware that U.S. withholding and estate taxes and certain U.S. tax reporting requirements under the Internal Revenue Code, as well as any non-U.S. taxes imposed by the investor’s relevant tax jurisdiction, may

apply to an investment in the Funds. Non-U.S. investors should consult their own tax advisors with respect to any particular U.S. or non-U.S. tax consequences of their investment in the Funds.

Share Price

Share price, also known as NAV, is typically calculated as of the close of regular trading on the New York Stock Exchange (NYSE), generally 4 p.m., Eastern time, on each day that the NYSE is open for business (a business day). In the rare event the NYSE experiences unanticipated disruptions and is unavailable at the close of the trading day, NAVs will be calculated as of the close of regular trading on the Nasdaq (or another alternate exchange if the Nasdaq is unavailable, as determined at Vanguard's discretion), generally 4 p.m., Eastern time. Each share class has its own NAV, which is computed by dividing the total assets, minus liabilities, allocated to the share class by the number of Fund shares outstanding for that class. On U.S. holidays or other days when the NYSE is closed, the NAV is not calculated, and the Funds do not sell or redeem shares. However, on those days the value of a Fund's assets may be affected to the extent that the Fund holds securities that change in value on those days (such as foreign securities that trade on foreign markets that are open).

Stocks held by a Vanguard fund are valued at their *market value* when reliable market quotations are readily available from the principal exchange or market on which they are traded. Such securities are generally valued at their official closing price, the last reported sales price, or if there were no sales that day, the mean between the closing bid and asking prices. When a fund determines that market quotations either are not readily available or do not accurately reflect the value of a security, the security is priced at *fair value* (the amount that the owner might reasonably expect to receive upon the current sale of the security).

The values of any foreign securities held by a fund are converted into U.S. dollars using an exchange rate obtained from an independent third party as of the close of regular trading on the NYSE. The values of any mutual fund shares, including institutional money market fund shares, held by a fund are based on the NAVs of the shares. The values of any ETF shares or closed-end fund shares held by a fund are based on the market value of the shares.

A fund also will use fair-value pricing if the value of a security it holds has been materially affected by events occurring before the fund's pricing time but after the close of the principal exchange or market on which the security is traded. This most commonly occurs with foreign securities, which may trade on foreign exchanges that close many hours before the fund's pricing time. Intervening events might be company-specific (e.g., earnings report, merger announcement)

or country-specific or regional/global (e.g., natural disaster, economic or political news, interest rate change, act of terrorism). Intervening events include price movements in U.S. markets that exceed a specified threshold or that are otherwise deemed to affect the value of foreign securities.

Fair-value pricing may be used for domestic securities—for example, if (1) trading in a security is halted and does not resume before the fund's pricing time or a security does not trade in the course of a day and (2) the fund holds enough of the security that its price could affect the NAV.

Fair-value prices are determined by Vanguard according to procedures adopted by the board of trustees. When fair-value pricing is employed, the prices of securities used by a fund to calculate the NAV may differ from quoted or published prices for the same securities.

Each Fund has authorized certain financial intermediaries and their designees, and may, from time to time, authorize certain funds of funds for which Vanguard serves as the investment advisor (Vanguard Funds of Funds), to accept orders to buy or sell fund shares on its behalf. The Fund will be deemed to receive an order when accepted by the financial intermediary, its designee, or one of the Vanguard Funds of Funds, and the order will receive the NAV next computed by the Fund after such acceptance.

Vanguard fund share prices are published daily on our website at [vanguard.com/prices](https://www.vanguard.com/prices).

Financial Highlights

Financial highlights information is intended to help you understand a fund’s performance for the past five years (or, if shorter, its period of operations). Certain information reflects financial results for a single fund share. Total return represents the rate that an investor would have earned or lost each period on an investment in a fund or share class (assuming reinvestment of all distributions). This information has been obtained from the financial statements audited by PricewaterhouseCoopers LLP, an independent registered public accounting firm, whose report, along with fund financial statements, is included in a fund’s most recent annual Financial Statements and Other Information. You may obtain a free copy of a fund’s latest disclosure documents upon request.

Vanguard Communication Services Index Fund Admiral Shares

For a Share Outstanding Throughout Each Period	Year Ended August 31,				
	2024	2023	2022	2021	2020
Net Asset Value, Beginning of Period	\$55.75	\$47.97	\$76.38	\$55.06	\$44.46
Investment Operations					
Net Investment Income ¹	.690	.591	.572	.519	.512
Net Realized and Unrealized Gain (Loss) on Investments	15.176	7.682	(28.388)	21.259	10.571
Total from Investment Operations	15.866	8.273	(27.816)	21.778	11.083
Distributions					
Dividends from Net Investment Income	(.656)	(.493)	(.594)	(.458)	(.483)
Distributions from Realized Capital Gains	—	—	—	—	—
Total Distributions	(.656)	(.493)	(.594)	(.458)	(.483)
Net Asset Value, End of Period	\$70.96	\$55.75	\$47.97	\$76.38	\$55.06
Total Return²	28.64%	17.44%	-36.61%	39.76%	25.16%
Ratios/Supplemental Data					
Net Assets, End of Period (Millions)	\$213	\$115	\$70	\$124	\$67
Ratio of Total Expenses to Average Net Assets	0.10% ³	0.10% ³	0.10%	0.10%	0.10%
Ratio of Net Investment Income to Average Net Assets	1.08%	1.21%	0.93%	0.79%	1.10%
Portfolio Turnover Rate ⁴	15%	15%	16%	15%	15%

- 1 Calculated based on average shares outstanding.
- 2 Total returns do not include account service fees that may have applied in the periods shown. Fund prospectuses provide information about any applicable account service fees.
- 3 The ratio of expenses to average net assets for the period net of reduction from custody fee offset arrangements was 0.10%.
- 4 Excludes the value of portfolio securities received or delivered as a result of in-kind purchases or redemptions of the fund’s capital shares, including ETF Creation Units.

Vanguard Consumer Discretionary Index Fund Admiral Shares

For a Share Outstanding Throughout Each Period	Year Ended August 31,				
	2024	2023	2022	2021	2020
Net Asset Value, Beginning of Period	\$148.47	\$133.01	\$166.15	\$127.78	\$92.40
Investment Operations					
Net Investment Income ¹	1.279	1.287	1.211	.889	1.033
Net Realized and Unrealized Gain (Loss) on Investments	17.762	15.450	(32.737)	39.704	35.512
Total from Investment Operations	19.041	16.737	(31.526)	40.593	36.545
Distributions					
Dividends from Net Investment Income	(1.351)	(1.277)	(1.614)	(2.223)	(1.165)
Distributions from Realized Capital Gains	—	—	—	—	—
Total Distributions	(1.351)	(1.277)	(1.614)	(2.223)	(1.165)
Net Asset Value, End of Period	\$166.16	\$148.47	\$133.01	\$166.15	\$127.78
Total Return²	12.90%	12.75%	-19.11%	32.39%	40.01%
Ratios/Supplemental Data					
Net Assets, End of Period (Millions)	\$597	\$608	\$523	\$753	\$437
Ratio of Total Expenses to Average Net Assets	0.10% ³	0.10% ³	0.10%	0.10%	0.10%
Ratio of Net Investment Income to Average Net Assets	0.83%	0.98%	0.79%	0.60%	1.06%
Portfolio Turnover Rate ⁴	6%	11%	9%	8%	10%

1 Calculated based on average shares outstanding.

2 Total returns do not include account service fees that may have applied in the periods shown. Fund prospectuses provide information about any applicable account service fees.

3 The ratio of expenses to average net assets for the period net of reduction from custody fee offset arrangements was 0.10%.

4 Excludes the value of portfolio securities received or delivered as a result of in-kind purchases or redemptions of the fund's capital shares, including ETF Creation Units.

Vanguard Consumer Staples Index Fund Admiral Shares

For a Share Outstanding Throughout Each Period	Year Ended August 31,				
	2024	2023	2022	2021	2020
Net Asset Value, Beginning of Period	\$94.88	\$93.01	\$92.51	\$82.50	\$76.29
Investment Operations					
Net Investment Income ¹	2.538	2.416	2.147	2.160	1.973
Net Realized and Unrealized Gain (Loss) on Investments	12.478	1.831	.448	10.032	6.239
Total from Investment Operations	15.016	4.247	2.595	12.192	8.212
Distributions					
Dividends from Net Investment Income	(2.576)	(2.377)	(2.095)	(2.183)	(2.002)
Distributions from Realized Capital Gains	—	—	—	—	—
Total Distributions	(2.576)	(2.377)	(2.095)	(2.183)	(2.002)
Net Asset Value, End of Period	\$107.32	\$94.88	\$93.01	\$92.51	\$82.50
Total Return²	16.19%	4.65%	2.85%	15.04%	11.03%
Ratios/Supplemental Data					
Net Assets, End of Period (Millions)	\$1,345	\$1,224	\$1,225	\$846	\$791
Ratio of Total Expenses to Average Net Assets	0.10% ³	0.10% ³	0.10%	0.10%	0.10%
Ratio of Net Investment Income to Average Net Assets	2.62%	2.56%	2.27%	2.50%	2.59%
Portfolio Turnover Rate ⁴	9%	9%	5%	8%	3%

1 Calculated based on average shares outstanding.

2 Total returns do not include account service fees that may have applied in the periods shown. Fund prospectuses provide information about any applicable account service fees.

3 The ratio of expenses to average net assets for the period net of reduction from custody fee offset arrangements was 0.10%.

4 Excludes the value of portfolio securities received or delivered as a result of in-kind purchases or redemptions of the fund's capital shares, including ETF Creation Units.

Vanguard Energy Index Fund Admiral Shares

For a Share Outstanding Throughout Each Period	Year Ended August 31,				
	2024	2023	2022	2021	2020
Net Asset Value, Beginning of Period	\$62.25	\$56.67	\$33.97	\$23.93	\$37.84
Investment Operations					
Net Investment Income ¹	1.956	2.095	1.829	1.435	1.461
Net Realized and Unrealized Gain (Loss) on Investments	1.347	5.777	22.715	9.855	(14.001)
Total from Investment Operations	3.303	7.872	24.544	11.290	(12.540)
Distributions					
Dividends from Net Investment Income	(1.913)	(2.292)	(1.844)	(1.250)	(1.370)
Distributions from Realized Capital Gains	—	—	—	—	—
Total Distributions	(1.913)	(2.292)	(1.844)	(1.250)	(1.370)
Net Asset Value, End of Period	\$63.64	\$62.25	\$56.67	\$33.97	\$23.93
Total Return²	5.39%	14.58%	73.97%	48.18%	-33.82%
Ratios/Supplemental Data					
Net Assets, End of Period (Millions)	\$1,749	\$1,900	\$1,944	\$1,100	\$407
Ratio of Total Expenses to Average Net Assets	0.10% ³	0.10% ³	0.10%	0.10%	0.10%
Ratio of Net Investment Income to Average Net Assets	3.15%	3.57%	3.83%	4.52%	4.84%
Portfolio Turnover Rate ⁴	8%	9%	6%	5%	8%

1 Calculated based on average shares outstanding.

2 Total returns do not include account service fees that may have applied in the periods shown. Fund prospectuses provide information about any applicable account service fees.

3 The ratio of expenses to average net assets for the period net of reduction from custody fee offset arrangements was 0.10%.

4 Excludes the value of portfolio securities received or delivered as a result of in-kind purchases or redemptions of the fund's capital shares, including ETF Creation Units.

Vanguard Financials Index Fund Admiral Shares

For a Share Outstanding Throughout Each Period	Year Ended August 31,				
	2024	2023	2022	2021	2020
Net Asset Value, Beginning of Period	\$41.84	\$40.75	\$47.51	\$30.66	\$33.73
Investment Operations					
Net Investment Income ¹	.892	.962	.931	.841	.828
Net Realized and Unrealized Gain (Loss) on Investments	13.753	1.112	(6.751)	16.803	(3.046)
Total from Investment Operations	14.645	2.074	(5.820)	17.644	(2.218)
Distributions					
Dividends from Net Investment Income	(.955)	(.984)	(.940)	(.794)	(.852)
Distributions from Realized Capital Gains	—	—	—	—	—
Total Distributions	(.955)	(.984)	(.940)	(.794)	(.852)
Net Asset Value, End of Period	\$55.53	\$41.84	\$40.75	\$47.51	\$30.66
Total Return²	35.50%	5.27%	-12.43%	58.32%	-6.70%
Ratios/Supplemental Data					
Net Assets, End of Period (Millions)	\$843	\$664	\$721	\$822	\$432
Ratio of Total Expenses to Average Net Assets	0.10% ³	0.10%	0.10%	0.10%	0.10%
Ratio of Net Investment Income to Average Net Assets	1.89%	2.34%	2.05%	2.09%	2.53%
Portfolio Turnover Rate ⁴	5%	20%	6%	4%	5%

1 Calculated based on average shares outstanding.

2 Total returns do not include account service fees that may have applied in the periods shown. Fund prospectuses provide information about any applicable account service fees.

3 The ratio of expenses to average net assets for the period net of reduction from custody fee offset arrangements was 0.10%.

4 Excludes the value of portfolio securities received or delivered as a result of in-kind purchases or redemptions of the fund's capital shares, including ETF Creation Units.

Vanguard Health Care Index Fund Admiral Shares

For a Share Outstanding Throughout Each Period	Year Ended August 31,				
	2024	2023	2022	2021	2020
Net Asset Value, Beginning of Period	\$122.27	\$115.84	\$131.26	\$103.87	\$84.91
Investment Operations					
Net Investment Income ¹	1.831	1.711	1.583	1.450	1.351
Net Realized and Unrealized Gain (Loss) on Investments	21.818	6.438	(15.400)	27.365	18.884
Total from Investment Operations	23.649	8.149	(13.817)	28.815	20.235
Distributions					
Dividends from Net Investment Income	(1.779)	(1.719)	(1.603)	(1.425)	(1.275)
Distributions from Realized Capital Gains	—	—	—	—	—
Total Distributions	(1.779)	(1.719)	(1.603)	(1.425)	(1.275)
Net Asset Value, End of Period	\$144.14	\$122.27	\$115.84	\$131.26	\$103.87
Total Return²	19.55%	7.08%	-10.59%	28.01%	24.06%
Ratios/Supplemental Data					
Net Assets, End of Period (Millions)	\$3,068	\$2,837	\$2,744	\$2,972	\$1,676
Ratio of Total Expenses to Average Net Assets	0.10% ³	0.10% ³	0.10%	0.10%	0.10%
Ratio of Net Investment Income to Average Net Assets	1.43%	1.41%	1.28%	1.25%	1.45%
Portfolio Turnover Rate ⁴	4%	4%	3%	5%	7%

1 Calculated based on average shares outstanding.

2 Total returns do not include account service fees that may have applied in the periods shown. Fund prospectuses provide information about any applicable account service fees.

3 The ratio of expenses to average net assets for the period net of reduction from custody fee offset arrangements was 0.10%.

4 Excludes the value of portfolio securities received or delivered as a result of in-kind purchases or redemptions of the fund's capital shares, including ETF Creation Units.

Vanguard Industrials Index Fund Admiral Shares

For a Share Outstanding Throughout Each Period	Year Ended August 31,				
	2024	2023	2022	2021	2020
Net Asset Value, Beginning of Period	\$106.65	\$90.29	\$102.37	\$75.46	\$73.22
Investment Operations					
Net Investment Income ¹	1.564	1.451	1.240	1.162	1.221
Net Realized and Unrealized Gain (Loss) on Investments	23.247	16.376	(12.056)	26.880	2.336
Total from Investment Operations	24.811	17.827	(10.816)	28.042	3.557
Distributions					
Dividends from Net Investment Income	(1.591)	(1.467)	(1.264)	(1.132)	(1.317)
Distributions from Realized Capital Gains	—	—	—	—	—
Total Distributions	(1.591)	(1.467)	(1.264)	(1.132)	(1.317)
Net Asset Value, End of Period	\$129.87	\$106.65	\$90.29	\$102.37	\$75.46
Total Return²	23.49%	19.99%	-10.62%	37.43%	4.98%
Ratios/Supplemental Data					
Net Assets, End of Period (Millions)	\$352	\$271	\$225	\$372	\$210
Ratio of Total Expenses to Average Net Assets	0.10% ³	0.10%	0.10%	0.10%	0.10%
Ratio of Net Investment Income to Average Net Assets	1.36%	1.49%	1.27%	1.25%	1.71%
Portfolio Turnover Rate ⁴	4%	10%	4%	5%	4%

1 Calculated based on average shares outstanding.

2 Total returns do not include account service fees that may have applied in the periods shown. Fund prospectuses provide information about any applicable account service fees.

3 The ratio of expenses to average net assets for the period net of reduction from custody fee offset arrangements was 0.10%.

4 Excludes the value of portfolio securities received or delivered as a result of in-kind purchases or redemptions of the fund's capital shares.

Vanguard Information Technology Index Fund Admiral Shares

For a Share Outstanding Throughout Each Period	Year Ended August 31,				
	2024	2023	2022	2021	2020
Net Asset Value, Beginning of Period	\$227.76	\$178.82	\$218.38	\$168.23	\$109.40
Investment Operations					
Net Investment Income ¹	1.550	1.591	1.538	1.353	1.504
Net Realized and Unrealized Gain (Loss) on Investments	66.415	48.931	(39.572)	50.136	58.864
Total from Investment Operations	67.965	50.522	(38.034)	51.489	60.368
Distributions					
Dividends from Net Investment Income	(1.895)	(1.582)	(1.526)	(1.339)	(1.538)
Distributions from Realized Capital Gains	—	—	—	—	—
Total Distributions	(1.895)	(1.582)	(1.526)	(1.339)	(1.538)
Net Asset Value, End of Period	\$293.83	\$227.76	\$178.82	\$218.38	\$168.23
Total Return²	29.98%	28.47%	-17.50%	30.81%	55.78%
Ratios/Supplemental Data					
Net Assets, End of Period (Millions)	\$13,188	\$8,783	\$5,994	\$7,301	\$5,149
Ratio of Total Expenses to Average Net Assets	0.10% ³	0.10% ³	0.10% ³	0.10%	0.10%
Ratio of Net Investment Income to Average Net Assets	0.60%	0.83%	0.75%	0.73%	1.17%
Portfolio Turnover Rate ⁴	13%	15%	6%	4%	5%

1 Calculated based on average shares outstanding.

2 Total returns do not include account service fees that may have applied in the periods shown. Fund prospectuses provide information about any applicable account service fees.

3 The ratio of expenses to average net assets for the period net of reduction from custody fee offset arrangements was 0.10%.

4 Excludes the value of portfolio securities received or delivered as a result of in-kind purchases or redemptions of the fund's capital shares, including ETF Creation Units.

Vanguard Materials Index Fund Admiral Shares

For a Share Outstanding Throughout Each Period	Year Ended August 31,				
	2024	2023	2022	2021	2020
Net Asset Value, Beginning of Period	\$93.04	\$84.62	\$95.29	\$68.70	\$62.57
Investment Operations					
Net Investment Income ¹	1.650	1.654	1.652	1.424	1.294
Net Realized and Unrealized Gain (Loss) on Investments	12.197	8.420	(10.665)	26.507	6.130
Total from Investment Operations	13.847	10.074	(9.013)	27.931	7.424
Distributions					
Dividends from Net Investment Income	(1.657)	(1.654)	(1.657)	(1.341)	(1.294)
Distributions from Realized Capital Gains	—	—	—	—	—
Total Distributions	(1.657)	(1.654)	(1.657)	(1.341)	(1.294)
Net Asset Value, End of Period	\$105.23	\$93.04	\$84.62	\$95.29	\$68.70
Total Return²	15.09%	12.10%	-9.56%	41.04%	12.14%
Ratios/Supplemental Data					
Net Assets, End of Period (Millions)	\$1,238	\$1,065	\$994	\$1,078	\$583
Ratio of Total Expenses to Average Net Assets	0.10% ³	0.10% ³	0.10%	0.10%	0.10%
Ratio of Net Investment Income to Average Net Assets	1.71%	1.86%	1.78%	1.67%	2.08%
Portfolio Turnover Rate ⁴	12%	5%	4%	5%	4%

1 Calculated based on average shares outstanding.

2 Total returns do not include account service fees that may have applied in the periods shown. Fund prospectuses provide information about any applicable account service fees.

3 The ratio of expenses to average net assets for the period net of reduction from custody fee offset arrangements was 0.10%.

4 Excludes the value of portfolio securities received or delivered as a result of in-kind purchases or redemptions of the fund's capital shares, including ETF Creation Units.

Vanguard Utilities Index Fund Admiral Shares

For a Share Outstanding Throughout Each Period	Year Ended August 31,				
	2024	2023	2022	2021	2020
Net Asset Value, Beginning of Period	\$68.45	\$81.00	\$75.01	\$64.89	\$69.78
Investment Operations					
Net Investment Income ¹	2.423	2.351	2.212	2.166	2.163
Net Realized and Unrealized Gain (Loss) on Investments	14.368	(12.527)	5.961	10.055	(4.924)
Total from Investment Operations	16.791	(10.176)	8.173	12.221	(2.761)
Distributions					
Dividends from Net Investment Income	(2.441)	(2.374)	(2.183)	(2.101)	(2.129)
Distributions from Realized Capital Gains	—	—	—	—	—
Total Distributions	(2.441)	(2.374)	(2.183)	(2.101)	(2.129)
Net Asset Value, End of Period	\$82.80	\$68.45	\$81.00	\$75.01	\$64.89
Total Return²	25.29%	-12.73%	11.22%	19.22%	-4.05%
Ratios/Supplemental Data					
Net Assets, End of Period (Millions)	\$1,645	\$1,445	\$1,877	\$1,582	\$1,281
Ratio of Total Expenses to Average Net Assets	0.10% ³	0.10% ³	0.10%	0.10%	0.10%
Ratio of Net Investment Income to Average Net Assets	3.41%	3.17%	2.88%	3.10%	3.18%
Portfolio Turnover Rate ⁴	5%	4%	3%	6%	5%

1 Calculated based on average shares outstanding.

2 Total returns do not include account service fees that may have applied in the periods shown. Fund prospectuses provide information about any applicable account service fees.

3 The ratio of expenses to average net assets for the period net of reduction from custody fee offset arrangements was 0.10%.

4 Excludes the value of portfolio securities received or delivered as a result of in-kind purchases or redemptions of the fund's capital shares, including ETF Creation Units.

Investing With Vanguard

This section of the prospectus explains the basics of doing business with Vanguard. Vanguard fund shares can be held indirectly through an intermediary, such as a bank, a broker, or an investment advisor. If you hold Vanguard fund shares indirectly through an intermediary (including shares held in a brokerage account through Vanguard Brokerage Services®), please see *Investing With Vanguard Through Other Firms*, and also refer to your account agreement with the intermediary for information about transacting in that account. If you hold Vanguard fund shares through an employer-sponsored retirement or savings plan, please see *Employer-Sponsored Plans*. Vanguard reserves the right to change the policies in this section without notice. Please call or check online for current information. See *Contacting Vanguard*.

In certain circumstances, Vanguard fund shares can be held directly with Vanguard. If you hold Vanguard fund shares directly with Vanguard, you should carefully read each topic within this section that pertains to your relationship with Vanguard. Vanguard reserves the right, upon reasonable notice, to discontinue the ability to hold Vanguard fund shares directly with Vanguard for any or all investors and/or to transfer such shares to an affiliate or other financial institution.

For Vanguard fund shares held directly with Vanguard, each fund you hold in an account is a separate “fund account.” For example, if you hold three funds in a nonretirement account titled in your own name, two funds in a nonretirement account titled jointly with your spouse, and one fund in an individual retirement account, you have six fund accounts—and this is true even if you hold the same fund in multiple accounts. Note that each reference to “you” in this prospectus applies to any one or more registered account owners or persons authorized to transact on your account.

Purchasing Shares

Vanguard reserves the right, without notice, to increase or decrease the minimum amount required to open, convert shares to, or maintain a fund account or to add to an existing fund account.

Investment minimums may differ for certain categories of investors.

Account Minimums for Admiral Shares

To open and maintain an account. \$100,000. Financial intermediaries, institutional, and Vanguard-advised clients should contact Vanguard for information on special eligibility rules that may apply to them regarding Admiral Shares. If you are investing through an intermediary, please contact that firm directly for more information regarding your eligibility.

To add to an existing account. Generally \$1.

How to Initiate a Purchase Request

Be sure to check *Exchanging Shares*, *Frequent-Trading Limitations*, and *Other Rules You Should Know* before placing your purchase request.

Online. You may open certain types of accounts, request a purchase of shares, and request an exchange through our website.

By telephone. You may call Vanguard to begin the account registration process or request that the account-opening forms be sent to you. You may also call Vanguard to request a purchase of shares in your account or to request an exchange. See *Contacting Vanguard*.

By mail. You may send Vanguard your account registration form and check to open a new fund account. To add to an existing fund account, you may send your check with an Invest-by-Mail form (from a transaction confirmation or your account statement) or with a deposit slip (available online).

How to Pay for a Purchase

By electronic bank transfer. You may purchase shares of a Vanguard fund through an electronic transfer of money from a bank account. To establish the electronic bank transfer service on an account, you must designate the bank account online, complete a form, or fill out the appropriate section of your account registration form. After the service is set up on your account, you can purchase shares by electronic bank transfer on a regular schedule (Automatic Investment Plan), if eligible, or upon request. Your purchase request can be initiated online (if you are registered for online access), by telephone, or by mail.

By wire. Wiring instructions vary for different types of purchases. Please call Vanguard for instructions and policies on purchasing shares by wire. See *Contacting Vanguard*.

By check. You may make initial or additional purchases to your fund account by sending a check with a deposit slip. Also see *How to Initiate a Purchase Request*. Make your check payable to Vanguard and include the appropriate fund number (e.g., Vanguard—xx). For a list of Fund numbers (for Funds and share classes in this prospectus), see *Additional Information*.

By exchange. You may purchase shares of a Vanguard fund using the proceeds from the simultaneous redemption of shares of another Vanguard fund. You may initiate an exchange online (if you are registered for online access), by telephone, or by mail with an exchange form. See *Exchanging Shares*.

Trade Date

The trade date for any purchase request received in good order will depend on the day and time Vanguard receives your request, the manner in which you are paying, and the type of fund you are purchasing. Your purchase will be executed using the NAV as calculated on the trade date. NAVs are calculated only on days that the NYSE is open for trading (a business day). In the rare event the NYSE experiences unanticipated disruptions and is unavailable at the close of the trading day, NAVs will be calculated as of the close of regular trading on the Nasdaq (or another alternate exchange if the Nasdaq is unavailable, as determined at Vanguard's discretion), generally 4 p.m., Eastern time. The time selected for NAV calculation in this rare event shall also serve as the conclusion of the trading day. See *Share Price* under **More on the Fund**.

For purchases by **check** into all funds other than money market funds and for purchases by **exchange, wire, or electronic bank transfer** into all funds: If the purchase request is received by Vanguard on a business day before the close of regular trading on the NYSE (generally 4 p.m., Eastern time), the trade date for the purchase will be the same day. If the purchase request is received on a business day after the close of regular trading on the NYSE, or on a nonbusiness day, the trade date for the purchase will be the next business day.

For purchases by **check** into money market funds: If the purchase request is received by Vanguard on a business day before the close of regular trading on the NYSE (generally 4 p.m., Eastern time), the trade date for the purchase will be the next business day. If the purchase request is received on a business day after the close of regular trading on the NYSE, or on a nonbusiness day, the trade date for the purchase will be the second business day following the day Vanguard receives the purchase request. Because money market instruments must be purchased with federal funds and it takes a money market mutual fund one business day to convert check proceeds into federal funds, the trade date for the purchase will be one business day later than for other funds.

If applicable, orders by Vanguard Funds of Funds will be treated as received by a Fund at the same time that corresponding orders are received in proper form by the Vanguard Funds of Funds.

If your purchase request is not accurate and complete, it may be rejected. See *Other Rules You Should Know—Good Order*.

For further information about purchase transactions, consult our website at vanguard.com or see *Contacting Vanguard*.

Other Purchase Rules You Should Know

Check purchases. All purchase checks must be written in U.S. dollars, be drawn on a U.S. bank, and be accompanied by good order instructions. Vanguard does not accept cash, traveler's checks, starter checks, or money orders. In addition, Vanguard may refuse checks that are not made payable to Vanguard.

New accounts. We are required by law to obtain from you certain personal information that we will use to verify your identity. If you do not provide the information, we may not be able to open your account. If we are unable to verify your identity, Vanguard reserves the right, without notice, to close your account or take such other steps as we deem reasonable. Certain types of accounts may require additional documentation.

Refused or rejected purchase requests. Vanguard reserves the right to stop selling fund shares or to reject any purchase request at any time and without notice, including, but not limited to, purchases requested by exchange from another Vanguard fund. This also includes the right to reject any purchase request because the investor has a history of frequent trading or because the purchase may negatively affect a fund's operation or performance.

Large purchases. Call Vanguard before attempting to invest a large dollar amount.

No cancellations. Vanguard will not accept your request to cancel any purchase request once processing has begun. Please be careful when placing a purchase request.

Converting Shares

If you convert from Admiral Shares to ETF Shares, the transaction will be based on the respective NAVs of the separate share classes on the trade date of the conversion.

Vanguard will not accept your request to cancel any self-directed conversion request once processing has begun. Please be careful when placing a conversion request.

A conversion between share classes of the same fund is a *nontaxable* event.

Conversions to ETF Shares

Owners of conventional (i.e., not exchange-traded) shares issued by a Fund may convert those shares to ETF Shares of equivalent value of the same fund. Please note that investors who own conventional shares through a 401(k) plan or other employer-sponsored retirement or benefit plan generally may not convert

those shares to ETF Shares and should check with their plan sponsor or recordkeeper. ETF Shares, whether acquired through a conversion or purchased on the secondary market, cannot be converted to conventional shares by a shareholder. Also, ETF Shares of one fund cannot be exchanged for ETF Shares of another fund.

ETF Shares must be held in a brokerage account. Thus, before converting conventional shares to ETF Shares, you must have an existing, or open a new, brokerage account. This account may be with Vanguard Brokerage Services or with any other brokerage firm.

Vanguard Brokerage Services does not impose a fee on conversions from conventional shares to Vanguard ETF Shares. However, other brokerage firms may charge a fee to process a conversion. Vanguard reserves the right, in the future, to impose a transaction fee on conversions or to limit, temporarily suspend, or terminate the conversion privilege. For additional information on converting conventional shares to ETF Shares, please contact Vanguard to obtain a prospectus for ETF Shares. See *Contacting Vanguard*.

Redeeming Shares

How to Initiate a Redemption Request

Be sure to check *Exchanging Shares*, *Frequent-Trading Limitations*, and *Other Rules You Should Know* before placing your redemption request.

Online. You may request a redemption of shares or request an exchange through our website.

By telephone. You may call Vanguard to request a redemption of shares or an exchange. See *Contacting Vanguard*.

By mail. You may send a form (available online) to Vanguard to redeem from a fund account or to make an exchange.

How to Receive Redemption Proceeds

By electronic bank transfer. You may have the proceeds of a fund redemption sent directly to a designated bank account. To establish the electronic bank transfer service on an account, you must designate a bank account online, complete a form, or fill out the appropriate section of your account registration form. After the service is set up on your account, you can redeem shares by electronic bank transfer on a regular schedule (Automatic Withdrawal Plan), if eligible, or upon request. Your redemption request can be initiated online (if you are registered for online access), by telephone, or by mail.

By wire. To receive your proceeds by wire, you may instruct Vanguard to wire your redemption proceeds (\$100 minimum) to a previously designated bank account. To establish the wire redemption service, you generally must designate a bank account online, complete a form, or fill out the appropriate section of your account registration form.

Please note that Vanguard charges a \$10 wire fee for outgoing wire redemptions. The fee is assessed in addition to, rather than being withheld from, redemption proceeds and is paid directly to the fund in which you invest. For example, if you redeem \$100 via a wire, you will receive the full \$100, and the \$10 fee will be assessed to your fund account through an additional redemption of fund shares. If you redeem your entire fund account, your redemption proceeds will be reduced by the amount of the fee. The wire fee does not apply to accounts held by Flagship and Wealth Management clients; accounts held through intermediaries, including Vanguard Brokerage Services; or accounts held by institutional clients.

By exchange. You may have the proceeds of a Vanguard fund redemption invested directly in shares of another Vanguard fund. You may initiate an exchange online (if you are registered for online access), by telephone, or by mail. See *Exchanging Shares*.

By check. If you have not chosen another redemption method, Vanguard will mail you a redemption check, generally payable to all registered account owners, normally within two business days of your trade date, and generally to the address of record.

Trade Date

The trade date for any redemption request received in good order will depend on the day and time Vanguard receives your request and the manner in which you are redeeming. Your redemption will be executed using the NAV as calculated on the trade date. NAVs are calculated only on days that the NYSE is open for trading (a business day). In the rare event the NYSE experiences unanticipated disruptions and is unavailable at the close of the trading day, NAVs will be calculated as of the close of regular trading on the Nasdaq (or another alternate exchange if the Nasdaq is unavailable, as determined at Vanguard's discretion), generally 4 p.m., Eastern time. The time selected for NAV calculation in this rare event shall also serve as the conclusion of the trading day. See *Share Price* under **More on the Fund**.

For redemptions by **check**, **exchange**, or **wire**: If the redemption request is received by Vanguard on a business day before the close of regular trading on the NYSE (generally 4 p.m., Eastern time), the trade date will be the same day. If

the redemption request is received on a business day after the close of regular trading on the NYSE, or on a nonbusiness day, the trade date will be the next business day.

- Note on timing of wire redemptions from money market funds: For telephone requests received by Vanguard on a business day before 10:45 a.m., Eastern time (2 p.m., Eastern time, for Vanguard Cash Reserves Federal Money Market Fund; 12:30 p.m., Eastern time, for Vanguard Federal Money Market Fund), the redemption proceeds generally will leave Vanguard by the close of business the same day. For telephone requests received by Vanguard on a business day after those cut-off times, or on a nonbusiness day, and for all requests other than by telephone, the redemption proceeds generally will leave Vanguard by the close of business on the next business day.
- Note on timing of wire redemptions from all other funds: For requests received by Vanguard on a business day before the close of regular trading on the NYSE (generally 4 p.m., Eastern time), the redemption proceeds generally will leave Vanguard by the close of business on the next business day. For requests received by Vanguard on a business day after the close of regular trading on the NYSE, or on a nonbusiness day, the redemption proceeds generally will leave Vanguard by the close of business on the second business day after Vanguard receives the request.

For redemptions by **electronic bank transfer**: If the redemption request is received by Vanguard on a business day before the close of regular trading on the NYSE (generally 4 p.m., Eastern time), the trade date will be the same day. If the redemption request is received on a business day after the close of regular trading on the NYSE, or on a nonbusiness day, the trade date will be the next business day.

If your redemption request is not accurate and complete, it may be rejected. If we are unable to send your redemption proceeds by wire or electronic bank transfer because the receiving institution rejects the transfer, Vanguard will make additional efforts to complete your transaction. If Vanguard is still unable to complete the transaction, we may send the proceeds of the redemption to you by check, generally payable to all registered account owners, or use your proceeds to purchase new shares of the fund from which you sold shares for the purpose of the wire or electronic bank transfer transaction. See *Other Rules You Should Know—Good Order*.

If your redemption request is received in good order, we typically expect that redemption proceeds will be paid by a Fund within one business day of the trade date; however, in certain circumstances, investors may experience a longer settlement period at the time of the transaction. For further information, see “Potentially disruptive redemptions” and “Emergency circumstances.”

For further information about redemption transactions, consult our website at *vanguard.com* or see *Contacting Vanguard*.

Other Redemption Rules You Should Know

Documentation for certain accounts. Special documentation may be required to redeem from certain types of accounts, such as trust, corporate, nonprofit, or retirement accounts. Please call us *before* attempting to redeem from these types of accounts.

Potentially disruptive redemptions. Vanguard reserves the right to pay all or part of a redemption in kind—that is, in the form of securities—if we reasonably believe that a cash redemption would negatively affect the fund’s operation or performance or that the shareholder may be engaged in market-timing or frequent trading. Under these circumstances, Vanguard also reserves the right to delay payment of the redemption proceeds for up to seven calendar days. By calling us *before* you attempt to redeem a large dollar amount, you may avoid in-kind or delayed payment of your redemption. Please see *Frequent-Trading Limitations* for information about Vanguard’s policies to limit frequent trading.

Recently purchased shares. Although you can redeem shares at any time, proceeds may not be made available to you until the fund collects payment for your purchase. This may take up to seven calendar days for shares purchased by check or by electronic bank transfer. If you have written a check on a fund in an account with checkwriting privileges, that check may be rejected if your fund account does not have a sufficient available balance.

Address change. If you change your address online or by telephone, there may be up to a 14-day restriction (starting on the business day after your address is changed) on your ability to request check redemptions online and by telephone. You can request a redemption in writing (using a form available online) at any time. Confirmations of address changes are sent to both the old and new addresses.

Payment to a different person or address. At your request, we can make your redemption check payable, or wire your redemption proceeds, to a different person or send it to a different address. However, this generally requires the written consent of all registered account owners and may require additional

documentation, such as a signature guarantee or a notarized signature. You may obtain a signature guarantee from some commercial or savings banks, credit unions, trust companies, or member firms of a U.S. stock exchange.

No cancellations. Vanguard will not accept your request to cancel any redemption request once processing has begun. Please be careful when placing a redemption request.

Emergency circumstances. Vanguard funds can postpone payment of redemption proceeds for up to seven calendar days. In addition, Vanguard funds can suspend redemptions and/or postpone payments of redemption proceeds beyond seven calendar days at times when the NYSE is closed or during emergency circumstances, as determined by the SEC.

Exchanging Shares

An exchange occurs when you use the proceeds from the redemption of shares of one Vanguard fund to simultaneously purchase shares of a different Vanguard fund. You can make exchange requests online (if you are registered for online access) or by telephone. See *Purchasing Shares* and *Redeeming Shares*.

If the NYSE is open for regular trading (generally until 4 p.m., Eastern time, on a business day) at the time an exchange request is received in good order, the trade date generally will be the same day. See *Other Rules You Should Know—Good Order* for additional information on all transaction requests.

Vanguard will not accept your request to cancel any exchange request once processing has begun. Please be careful when placing an exchange request.

Call Vanguard before attempting to exchange a large dollar amount. By calling us *before* you attempt to exchange a large dollar amount, you may avoid delayed or rejected transactions.

Please note that Vanguard reserves the right, without notice, to revise or terminate the exchange privilege, limit the amount of any exchange, or reject an exchange, at any time, for any reason. See *Frequent-Trading Limitations* for additional restrictions on exchanges.

Frequent-Trading Limitations

Because excessive transactions can disrupt management of a fund and increase the fund's costs for all shareholders, the board of trustees of each Vanguard fund places certain limits on frequent trading in the funds. Each Vanguard fund (other

than money market funds and short-term bond funds, but including Vanguard Short-Term Inflation-Protected Securities Index Fund) limits an investor's purchases or exchanges into a fund account for 30 calendar days after the investor has redeemed or exchanged out of that fund account. ETF Shares are not subject to these frequent-trading limits.

For Vanguard Retirement Investment Program pooled plans, the limitations apply to exchanges made online or by telephone.

These frequent-trading limitations *do not* apply to the following:

- Certain transactions below dollar value or other thresholds specified by Vanguard.
- In-kind transfers to a shareholder's donor advised fund managed by Vanguard Charitable.
- Purchases of shares with reinvested dividend or capital gains distributions.
- Transactions through Vanguard's Automatic Investment Plan, Automatic Exchange Service, Direct Deposit Service, Automatic Withdrawal Plan, Required Minimum Distribution Service, Vanguard Small Business Online[®], and certain transactions through intermediaries relating to systematic trades and required minimum distributions.
- Discretionary transactions through Vanguard Personal Advisor Services[®], Vanguard Institutional Advisory Services[®], Vanguard Digital Advisor[™], and discretionary (advisor-directed) transactions through certain intermediaries.
- Redemptions of shares to pay fund or account fees.
- Redemptions of shares to remove excess shareholder contributions to certain types of retirement accounts (including, but not limited to, IRAs and Vanguard Individual 401(k) Plans).
- Transfers and reregistrations of shares within the same fund.
- Purchases of shares by asset transfer or direct rollover.
- Conversions of shares from one share class to another in the same fund.
- Checkwriting redemptions.
- Section 529 college savings plans.
- Certain approved institutional portfolios and asset allocation programs, as well as trades made by funds or trusts managed by Vanguard or its affiliates that invest in other Vanguard funds. (Please note that *shareholders* of Vanguard's funds of funds *are* subject to the limitations.)

For participants in employer-sponsored defined contribution plans,* the frequent-trading limitations *do not* apply to:

- Purchases of shares with participant payroll or employer contributions or loan repayments.
- Purchases of shares with reinvested dividend or capital gains distributions.
- Distributions, loans, and in-service withdrawals from a plan.
- Redemptions of shares as part of a plan termination or at the direction of the plan.
- Transactions executed through the Vanguard Managed Account Program.
- Redemptions of shares to pay fund or account fees.
- Share or asset transfers or rollovers.
- Reregistrations of shares.
- Conversions of shares from one share class to another in the same fund.
- Exchange requests submitted by written request to Vanguard. (Exchange requests submitted by fax, if otherwise permitted, *are* subject to the limitations.)

*Vanguard SEP-IRA fund accounts *are* subject to the frequent-trading limitations.

Accounts Held by Institutions (Other Than Defined Contribution Plans)

Vanguard will systematically monitor for frequent trading in institutional clients' accounts. If we detect suspicious trading activity, we will investigate and take appropriate action, which may include applying to a client's accounts the 30-day policy previously described, prohibiting a client's purchases of fund shares, and/or revoking the client's exchange privilege.

Accounts Held by Intermediaries

When intermediaries establish accounts in Vanguard funds for the benefit of their clients, we cannot always monitor the trading activity of the individual clients. However, we review trading activity at the intermediary (omnibus) level, and if we detect suspicious activity, we will investigate and take appropriate action. If necessary, Vanguard may prohibit additional purchases of fund shares by an intermediary, including for the benefit of certain of the intermediary's clients. Intermediaries also may monitor their clients' trading activities with respect to Vanguard funds.

For those Vanguard funds that charge purchase and/or redemption fees, intermediaries will be asked to assess these fees on client accounts and remit these fees to the funds. The application of purchase and redemption fees and frequent-trading limitations may vary among intermediaries. There are no assurances that Vanguard will successfully identify all intermediaries or that

intermediaries will properly assess purchase and redemption fees or administer frequent-trading limitations. If you invest with Vanguard through an intermediary, please read that firm's materials carefully to learn of any other rules or fees that may apply.

Other Rules You Should Know

Prospectus and Shareholder Report Mailings

When two or more shareholders have the same last name and address, just one summary prospectus (or prospectus) and/or shareholder report may be sent in an attempt to eliminate the unnecessary expense of duplicate mailings. You may request individual prospectuses and reports by contacting our Client Services Department in writing, by telephone, or online. See *Contacting Vanguard*.

Vanguard.com

Registration. If you are a registered user of *vanguard.com*, you can review your account holdings; buy, sell, or exchange shares of most Vanguard funds; and perform most other transactions through our website. You must register for this service online.

Electronic delivery. Vanguard can deliver your account statements, transaction confirmations, prospectuses, certain tax forms, and shareholder reports electronically. If you are a registered user of *vanguard.com*, you can consent to the electronic delivery of these documents by logging on and changing your mailing preferences under "Account Maintenance." You can revoke your electronic consent at any time through our website, and we will begin to send paper copies of these documents within 30 days of receiving your revocation.

Telephone Transactions

Automatic. When we set up your account, we will automatically enable you to do business with us by telephone, *unless you instruct us otherwise in writing*.

Proof of a caller's authority. We reserve the right to refuse a telephone request if the caller is unable to provide the requested information or if we reasonably believe that the caller is not an individual authorized to act on the account. Before we allow a caller to act on an account, we may request the following information:

- Authorization to act on the account (as the account owner or by legal documentation or other means).
- Account registration and address.
- Fund name and account number, if applicable.

- Other information relating to the caller, the account owner, or the account.

Good Order

We reserve the right to reject any transaction instructions that are not in “good order.” Good order generally means that your instructions:

- Are provided by the person(s) authorized in accordance with Vanguard’s policies and procedures to access the account and request transactions.
- Include the fund name and account number.
- Include the amount of the transaction (stated in dollars, shares, or percentage).

Written instructions also must generally be provided on a Vanguard form and include:

- Signature(s) and date from the authorized person(s).
- Signature guarantees or notarized signatures, if required for the type of transaction. (Call Vanguard for specific requirements.)
- Any supporting documentation that may be required.

Good order requirements may vary among types of accounts and transactions. For more information, consult our website at vanguard.com or see *Contacting Vanguard*.

Vanguard reserves the right, without notice, to revise the requirements for good order.

Future Trade-Date Requests

Vanguard does not accept requests to hold a purchase, conversion, redemption, or exchange transaction for a future date. All such requests will receive trade dates as previously described in *Purchasing Shares*, *Converting Shares*, *Redeeming Shares*, and *Exchanging Shares*. Vanguard reserves the right to return future-dated purchase checks.

Accounts With More Than One Owner

If an account has more than one owner or authorized person, Vanguard generally will accept instructions from any one owner or authorized person.

Responsibility for Fraud

You should take precautions to protect yourself from fraud. Keep your account-related information private, and review any account confirmations, statements, or other information that we provide to you as soon as you receive them. Let us know immediately if you discover unauthorized activity or see something on your account that you do not understand or that looks unusual.

Vanguard will not be responsible for losses that result from transactions by a person who we reasonably believe is authorized to act on your account.

Uncashed Checks

Please cash your distribution or redemption checks promptly. Vanguard will not pay interest on uncashed checks. Vanguard may be required to transfer assets related to uncashed checks to a state under the state's abandoned property law.

Invalid Addresses

If a dividend distribution or capital gains distribution check mailed to your address of record is returned as undeliverable, Vanguard will automatically reinvest the distribution and all future distributions until you provide us with a valid mailing address. Reinvestments will receive the net asset value calculated on the date of the reinvestment.

Dormant Accounts

If your account has no activity in it for a period of time, Vanguard may be required to transfer it to a state under the state's abandoned property law, subject to potential federal or state withholding taxes.

Unusual Circumstances

If you experience difficulty contacting Vanguard online or by telephone, you can send us your transaction request on a Vanguard form by regular or express mail.

Account Service Fee

Vanguard may charge a \$25 account service fee on fund accounts that have a balance below \$5,000,000 for any reason, including market fluctuation. The account service fee may be applied to both retirement *and* nonretirement fund accounts and may be assessed on fund accounts in all Vanguard funds, regardless of the account minimum. The fee, which will be collected by redeeming fund shares in the amount of \$25, will be deducted from fund accounts subject to the fee once per calendar year.

Vanguard Retirement Investment Program pooled plans are exempt from the account service fee.

Investing With Vanguard Through Other Firms

You may purchase or sell shares of most Vanguard funds through a financial intermediary, such as a bank, a broker, or an investment advisor. Please consult your financial intermediary to determine which, if any, shares are available through that firm and to learn about other rules that may apply. Your financial

intermediary can provide you with account information and any required tax forms. You may be required to pay a commission on purchases of mutual fund shares made through a financial intermediary.

Please see *Frequent-Trading Limitations—Accounts Held by Intermediaries* for information about the assessment of any purchase or redemption fees and the monitoring of frequent trading for accounts held by intermediaries.

Low-Balance Accounts

Each Fund reserves the right to liquidate a fund account whose balance falls below the account minimum for any reason, including market fluctuation. This liquidation policy applies to nonretirement fund accounts and accounts that are held through intermediaries. Any such liquidation will be preceded by written notice to the investor.

Right to Change Policies

In addition to the rights expressly stated elsewhere in this prospectus, Vanguard reserves the right, without notice, to (1) alter, add, or discontinue any conditions of purchase (including eligibility requirements), redemption, exchange, conversion, service, or privilege at any time and (2) alter, impose, discontinue, or waive any purchase fee, redemption fee, account service fee, or other fee charged to a shareholder or a group of shareholders. Changes may affect any or all investors. These actions will be taken when, at the sole discretion of Vanguard management, Vanguard believes they are in the best interest of a fund.

Account Restrictions

Vanguard reserves the right to: (1) redeem all or a portion of a fund/account to meet a legal obligation, including tax withholding, tax lien, garnishment order, or other obligation imposed on your account by a court or government agency; (2) redeem shares, close an account, or suspend account privileges, features, or options in the case of threatening conduct or activity; (3) redeem shares, close an account, or suspend account privileges, features, or options if Vanguard believes or suspects that not doing so could result in a suspicious, fraudulent, or illegal transaction; (4) place restrictions on the ability to redeem any or all shares in an account if it is required to do so by a court or government agency; (5) place restrictions on the ability to redeem any or all shares in an account if Vanguard believes that doing so will prevent fraud, financial exploitation or abuse, or to protect vulnerable investors when permitted by applicable law, regulations, or SEC guidance; (6) freeze any account and/or suspend account services if Vanguard has received reasonable notice of a dispute regarding the assets in an

account, including notice of a dispute between the registered or beneficial account owners; and (7) freeze any account and/or suspend account services upon initial notification to Vanguard of the death of an account owner.

Share Classes

Vanguard reserves the right, without notice, to change the eligibility requirements of its share classes, including the types of clients who are eligible to purchase each share class.

Shareholder Rights

Each Fund's Agreement and Declaration of Trust, as amended, requires a shareholder bringing a derivative action on behalf of Vanguard World Fund (the Trust) that is subject to a pre-suit demand to collectively hold at least 10% of the outstanding shares of the Trust or at least 10% of the outstanding shares of the series or class to which the demand relates and to undertake to reimburse the Trust for the expense of any counsel or advisors used when considering the merits of the demand in the event that the board of trustees determines not to bring such action. In each case, these requirements do not apply to claims arising under the federal securities laws to the extent that any such federal securities laws, rules, or regulations do not permit such application. The Funds' Bylaws also provide that shareholders waive the right to trial by jury to the fullest extent permitted by law.

Fund and Account Updates

Confirmation Statements

We will send (or provide through our website, whichever you prefer) a confirmation of your trade date and the amount of your transaction when you buy, sell, exchange, or convert shares. However, we will not send confirmations reflecting only checkwriting redemptions or the reinvestment of dividend or capital gains distributions. For any month in which you had a checkwriting redemption, a Checkwriting Activity Statement will be sent to you itemizing the checkwriting redemptions for that month. Promptly review each confirmation statement that we provide to you. It is important that you contact Vanguard immediately with any questions you may have about any transaction reflected on a confirmation statement, or Vanguard will consider the transaction properly processed.

Portfolio Summaries

We will send (or provide through our website, whichever you prefer) quarterly portfolio summaries to help you keep track of your accounts throughout the year. Each summary shows the market value of your account at the close of the statement period, as well as all distributions, purchases, redemptions, exchanges, transfers, and conversions for the current calendar quarter (or month). Promptly review each summary that we provide to you. It is important that you contact Vanguard immediately with any questions you may have about any transaction reflected on the summary, or Vanguard will consider the transaction properly processed.

Tax Information Statements

For most accounts, Vanguard (or your intermediary) is required to provide annual tax forms to assist you in preparing your income tax returns. These forms are generally available for each calendar year early in the following year. Registered users of *vanguard.com* can also view certain forms through our website. Vanguard (or your intermediary) may also provide you with additional tax-related documentation. For more information, consult our website at *vanguard.com* or see *Contacting Vanguard*.

Shareholder Reports and Financial Statements

Additional information about the Fund's investments and performance is available in the Fund's Annual and Semi-Annual Reports. The Fund's Financial Statements and Other Information is filed with the SEC on Form N-CSR and available on our website.

Portfolio Holdings

Please consult the Funds' *Statement of Additional Information* or our website for a description of the policies and procedures that govern disclosure of a Fund's portfolio holdings.

Employer-Sponsored Plans

Your plan administrator or your employee benefits office can provide you with detailed information on how to participate in your plan and how to elect a Fund as an investment option.

- If you have any questions about a Fund or Vanguard, including those about a Fund's investment objective, strategies, or risks, contact Vanguard Participant Services toll-free at 800-523-1188 or visit our website at *vanguard.com*.
- If you have questions about your account, contact your plan administrator or the organization that provides recordkeeping services for your plan.

- Be sure to carefully read each topic that pertains to your transactions with Vanguard.

Vanguard reserves the right to change its policies without notice to shareholders.

Transactions

Processing times for your transaction requests may differ among recordkeepers or among transaction and funding types. Your plan's recordkeeper (which may also be Vanguard) will determine the necessary processing time frames for your transaction requests prior to submission to a Fund. Consult your recordkeeper or plan administrator for more information.

If Vanguard is serving as your plan recordkeeper and if your transaction involves one or more investments with an early cut-off time for processing or another trading restriction, your entire transaction will be subject to the restriction when the trade date for your transaction is determined.

Contacting Vanguard

Web

Vanguard.com	For the most complete source of Vanguard news For fund, account, and service information For most account transactions For literature requests 24 hours a day, 7 days a week
--------------	--

Phone

Investor Information 800-662-7447 (Text telephone for people with hearing impairment at 800-749-7273)	For fund and service information For literature requests
Client Services 800-662-2739 (Text telephone for people with hearing impairment at 800-749-7273)	For account information For most account transactions
Participant Services 800-523-1188 (Text telephone for people with hearing impairment at 800-749-7273)	For information and services for participants in employer-sponsored plans
Institutional Division 888-809-8102	For information and services for large institutional investors
Financial Advisor and Intermediary Sales Support 800-997-2798	For information and services for financial intermediaries including financial advisors, broker-dealers, trust institutions, and insurance companies
Financial Advisory and Intermediary Trading Support 800-669-0498	For account information and trading support for financial intermediaries including financial advisors, broker-dealers, trust institutions, and insurance companies

Additional Information

Each Fund's Bylaws designate Delaware courts as the sole and exclusive forum for certain claims against or related to the Trust, a trustee, an officer, or other employee of the Trust, provided that, unless the Trust otherwise consents in writing, the U.S. Federal District Courts be the sole and exclusive forum for the resolution of complaints under the Securities Act of 1933 or the 1940 Act. These provisions may limit a shareholder's ability to bring a claim in a different forum and may result in increased shareholder costs in pursuing such a claim.

Vanguard Fund	Inception Date	Newspaper Abbreviation	Vanguard Fund Number	CUSIP Number
Vanguard Communication Services Index Fund				
Admiral Shares	3/11/2005	TeleComAd	5488	92204A777
Vanguard Consumer Discretionary Index Fund				
Admiral Shares	7/14/2005	CoDilxAd	5483	92204A868
Vanguard Consumer Staples Index Fund				
Admiral Shares	1/30/2004	CoStlxAd	5484	92204A850
Vanguard Energy Index Fund				
Admiral Shares	10/7/2004	EnergyAd	5480	92204A843
Vanguard Financials Index Fund				
Admiral Shares	2/4/2004	FinlxdAd	5486	92204A835
Vanguard Health Care Index Fund				
Admiral Shares	2/5/2004	HltClxAd	5485	92204A827
Vanguard Industrials Index Fund				
Admiral Shares	5/8/2006	IndustAd	5482	92204A819
Vanguard Information Technology Index Fund				
Admiral Shares	3/25/2004	InfTecAd	5487	92204A793
Vanguard Materials Index Fund				
Admiral Shares	2/11/2004	MatrlxAd	5481	92204A785
Vanguard Utilities Index Fund				
Admiral Shares	4/28/2004	UtillxAd	5489	92204A769

CGS identifiers have been provided by CUSIP Global Services, managed on behalf of the American Bankers Association by Standard & Poor's Financial Services, LLC, and are not for use or dissemination in a manner that would serve as a substitute for any CUSIP service. The CUSIP Database, © 2024 American Bankers Association. "CUSIP" is a registered trademark of the American Bankers Association.

CFA® is a registered trademark owned by CFA Institute.

THESE FUNDS ARE NOT SPONSORED, ENDORSED, SOLD OR PROMOTED BY MSCI INC. ("MSCI"), ANY OF ITS AFFILIATES, ANY OF ITS DIRECT OR INDIRECT INFORMATION PROVIDERS OR ANY OTHER THIRD PARTY INVOLVED IN, OR RELATED TO, COMPILING, COMPUTING OR CREATING ANY MSCI INDEX (COLLECTIVELY, THE "MSCI PARTIES"). THE MSCI INDEXES ARE THE EXCLUSIVE PROPERTY OF MSCI. MSCI AND THE MSCI INDEX NAMES ARE SERVICE MARK(S) OF MSCI OR ITS AFFILIATES AND HAVE BEEN LICENSED FOR USE FOR CERTAIN PURPOSES BY VANGUARD. NONE OF THE MSCI PARTIES MAKES ANY REPRESENTATION OR WARRANTY, EXPRESS OR IMPLIED, TO THE OWNERS OF THESE FUNDS OR ANY MEMBER OF THE PUBLIC REGARDING THE ADVISABILITY OF INVESTING IN FUNDS GENERALLY OR IN THESE FUNDS PARTICULARLY OR THE ABILITY OF ANY MSCI INDEX TO TRACK CORRESPONDING STOCK MARKET PERFORMANCE. MSCI OR ITS AFFILIATES ARE THE LICENSORS OF CERTAIN TRADEMARKS, SERVICE MARKS AND TRADE NAMES AND OF THE MSCI INDEXES WHICH ARE DETERMINED, COMPOSED AND CALCULATED BY MSCI WITHOUT REGARD TO THESE FUNDS OR THE ISSUER OR OWNER OF THESE FUNDS. NONE OF THE MSCI PARTIES HAS ANY OBLIGATION TO TAKE THE NEEDS OF THE ISSUERS OR OWNERS OF THESE FUNDS INTO CONSIDERATION IN DETERMINING, COMPOSING OR CALCULATING THE MSCI INDEXES. NONE OF THE MSCI PARTIES IS RESPONSIBLE FOR OR HAS PARTICIPATED IN THE DETERMINATION OF THE TIMING OF, PRICES AT, OR QUANTITIES OF THESE FUNDS TO BE ISSUED OR IN THE DETERMINATION OR CALCULATION OF THE CONSIDERATION INTO WHICH THESE FUNDS ARE REDEEMABLE. NONE OF THE MSCI PARTIES HAS ANY OBLIGATION OR LIABILITY TO THE OWNERS OF THESE FUNDS IN CONNECTION WITH THE ADMINISTRATION, MARKETING OR OFFERING OF THESE FUNDS.

ALTHOUGH MSCI SHALL OBTAIN INFORMATION FOR INCLUSION IN OR FOR USE IN THE CALCULATION OF THE MSCI INDEXES FROM SOURCES WHICH MSCI CONSIDERS RELIABLE, NONE OF THE MSCI PARTIES WARRANTS OR GUARANTEES THE ORIGINALITY, ACCURACY AND/OR THE COMPLETENESS OF ANY MSCI INDEX OR ANY DATA INCLUDED THEREIN. NONE OF THE MSCI PARTIES MAKES ANY WARRANTY, EXPRESS OR IMPLIED, AS TO RESULTS TO BE OBTAINED BY LICENSEE, LICENSEE'S CUSTOMERS OR COUNTERPARTIES, ISSUERS OF THESE FUNDS, OWNERS OF THESE FUNDS, OR ANY OTHER PERSON OR ENTITY, FROM THE USE OF ANY MSCI INDEX OR ANY DATA INCLUDED THEREIN IN CONNECTION WITH THE RIGHTS LICENSED HEREUNDER OR FOR ANY OTHER USE. NONE OF THE MSCI PARTIES SHALL HAVE ANY LIABILITY FOR ANY ERRORS, OMISSIONS OR INTERRUPTIONS OF OR IN CONNECTION WITH ANY MSCI INDEX OR ANY DATA INCLUDED THEREIN. FURTHER, NONE OF THE MSCI PARTIES MAKES ANY EXPRESS OR IMPLIED WARRANTIES OF ANY KIND, AND THE MSCI PARTIES HEREBY EXPRESSLY DISCLAIM ALL WARRANTIES OF MERCHANTABILITY OR FITNESS FOR A PARTICULAR PURPOSE, WITH RESPECT TO ANY MSCI INDEX AND ANY DATA INCLUDED THEREIN. WITHOUT LIMITING ANY OF THE FOREGOING, IN NO EVENT SHALL ANY OF THE MSCI PARTIES HAVE ANY LIABILITY FOR ANY DIRECT, INDIRECT, SPECIAL, PUNITIVE, CONSEQUENTIAL OR ANY OTHER DAMAGES (INCLUDING WITHOUT LIMITATION LOST PROFITS) EVEN IF NOTIFIED OF THE POSSIBILITY OF SUCH DAMAGES.

Glossary of Investment Terms

Capital Gains Distributions. Payments to mutual fund shareholders of gains realized on securities that a fund has sold at a profit, minus any realized losses.

Common Stock. A security representing ownership rights in a corporation.

Dividend Distributions. Payments to mutual fund shareholders of income from interest or dividends generated by a fund's investments.

Expense Ratio. A fund's total annual operating expenses expressed as a percentage of the fund's average net assets. The expense ratio includes management and administrative expenses, but it does not include the transaction costs of buying and selling portfolio securities.

Inception Date. The date on which the assets of a fund (or one of its share classes) are first invested in accordance with the fund's investment objective. For funds with a subscription period, the inception date is the day after that period ends. Investment performance is generally measured from the inception date.

Joint Committed Credit Facility. Each Fund participates, along with other funds managed by Vanguard, in a committed credit facility provided by a syndicate of lenders pursuant to a credit agreement that may be renewed annually; each Vanguard fund is individually liable for its borrowings, if any, under the credit facility. The amount and terms of the committed credit facility are subject to approval by the Funds' board of trustees and renegotiation with the lender syndicate on an annual basis.

Median Market Capitalization. An indicator of the size of companies in which a fund invests; the midpoint of market capitalization (market price x shares outstanding) of a fund's stocks, weighted by the proportion of the fund's assets invested in each stock. Stocks representing half of the fund's assets have market capitalizations above the median, and the rest are below it.

MSCI US Investable Market 2500 Index. An index that tracks the stocks of approximately 2,500 companies representing virtually all of U.S. stock market capitalization.

Mutual Fund. An investment company that pools the money of many people and invests it in a variety of securities in an effort to achieve a specific objective over time.

New York Stock Exchange (NYSE). A stock exchange based in New York City that is open for regular trading on business days, Monday through Friday, from 9:30 a.m. to 4 p.m., Eastern time.

Return of Capital. A return of capital occurs when a fund's distributions exceed its earnings in a fiscal year. A return of capital is a return of all or part of your original investment or amounts paid in excess of your original investment in a fund. In general, a return of capital reduces your cost basis in a fund's shares and is not taxable to you until your cost basis has been reduced to zero.

Securities. Stocks, bonds, money market instruments, and other investments.

Total Return. A percentage change, over a specified time period, in a fund's net asset value, assuming the reinvestment of all distributions of dividends and capital gains.

Volatility. The fluctuations in value of a mutual fund or other security. The greater a fund's volatility, the wider the fluctuations in its returns.

Yield. Income (interest or dividends) earned by an investment, expressed as a percentage of the investment's price.

This page intentionally left blank.

This page intentionally left blank.

This page intentionally left blank.



Connect with Vanguard® > vanguard.com

For More Information

If you would like more information about Vanguard U.S. Sector Index Funds, the following documents are available free upon request:

Annual/Semiannual Reports to Shareholders and Form N-CSR

Additional information about the Funds' investments is available in the Funds' annual and semiannual reports to shareholders and in Form N-CSR. In the annual report, you will find a discussion of the market conditions and investment strategies that significantly affected the Funds' performance during their last fiscal year. In Form N-CSR, you will find the Funds' annual and semiannual financial statements.

Statement of Additional Information (SAI)

The SAI provides more detailed information about the Funds and is incorporated by reference into (and thus legally a part of) this prospectus.

To obtain a free copy of the latest annual or semiannual report, financial statements, or the SAI, or to request additional information about the Funds or other Vanguard funds, please visit <https://vgi.vg/fund-literature> or contact us as follows:

If you are an individual investor:

Telephone: 800-662-7447; Text telephone for people with hearing impairment: 800-749-7273

If you are a participant in an employer-sponsored plan:

Telephone: 800-523-1188; Text telephone for people with hearing impairment: 800-749-7273

If you are a current Vanguard shareholder and would like information about your account, account transactions, and/or account statements, please call:

Client Services Department

Telephone: 800-662-2739; Text telephone for people with hearing impairment: 800-749-7273

Information Provided by the SEC

Reports and other information about the Funds are available in the EDGAR database on the SEC's website at sec.gov, or you can receive copies of this information, for a fee, by electronic request at the following email address: publicinfo@sec.gov.

Funds' Investment Company Act file number: 811-01027