

CARILLON SERIES TRUST
Carillon Chartwell Small Cap Fund

SUPPLEMENT DATED AUGUST 28, 2025 TO THE
PROSPECTUS AND SUMMARY PROSPECTUS DATED
MAY 1, 2025,
AS PREVIOUSLY AMENDED OR SUPPLEMENTED

At meetings held on August 14-15, 2025, the Board of Trustees of Carillon Series Trust, on behalf of its series, Carillon Chartwell Small Cap Fund (the “Fund”), voted to terminate in accordance with its terms the Plan of Reorganization and Termination pursuant to which (as previously announced) the Fund would be reorganized into the Carillon Chartwell Small Cap Growth Fund (the “Reorganization”). Accordingly, the Reorganization will not occur as previously disclosed and the Fund will remain open for shareholder transactions.

Accordingly, effective immediately, the Fund’s Prospectus is amended as follows:

The “**Important Notice**” in the “**Additional Information About the Funds**” section on page 107 of Prospectus is deleted in its entirety.

* * * * *

INVESTORS SHOULD RETAIN THIS SUPPLEMENT WITH
THE PROSPECTUS AND SUMMARY PROSPECTUS FOR FUTURE REFERENCE

CARILLON SERIES TRUST
Carillon Chartwell Small Cap Fund
(Formerly, Carillon Scout Small Cap Fund)

SUPPLEMENT DATED MAY 1, 2025 TO THE
PROSPECTUS, SUMMARY PROSPECTUS AND
STATEMENT OF ADDITIONAL INFORMATION
DATED MAY 1, 2025

As previously announced, at meetings held on November 14-15, 2024, the Board of Trustees (“Board”) of Carillon Series Trust (“Trust”) approved a Plan of Reorganization and Termination (“Reorganization Plan”) pursuant to which the Carillon Chartwell Small Cap Fund, formerly the Carillon Scout Small Cap Fund (the “Fund”), would be reorganized into the Carillon Chartwell Small Cap Growth Fund (the “Acquiring Fund”) (the “Reorganization”), effective on or about April 25, 2025.

The Reorganization has been rescheduled and is currently expected to occur on or about October 17, 2025. Accordingly, the Fund will continue to accept purchases of Fund shares and exchanges into the Fund until October 3, 2025.

The Reorganization Plan, which sets forth the terms of the Reorganization, provides for: (1) the transfer of the Fund’s assets to the Acquiring Fund and the Acquiring Fund’s assumption of the Fund’s liabilities in exchange solely for shares of beneficial interest (“shares”) of the Acquiring Fund that correspond to each class of shares of the Fund; and (2) the Fund to distribute the shares of the Acquiring Fund received by the Fund to its shareholders in complete liquidation of the Fund and in cancellation of all of the Fund’s shares. Each shareholder of the Fund will receive the number of full and fractional shares of each class of the Acquiring Fund equal in value to the full and fractional shares of the corresponding class of the Fund held by the shareholder prior to the Reorganization. The Reorganization is intended to qualify as a tax-free transaction for federal income tax purposes.

It will not be necessary for shareholders of the Fund or the Acquiring Fund to approve the Reorganization or take other action. Fund shareholders will be sent an information statement describing the Reorganization at a later date.

Please be advised that, effective October 3, 2025, the Fund will no longer accept purchases of Fund shares or exchanges into the Fund.

* * * * *

INVESTORS SHOULD RETAIN THIS SUPPLEMENT WITH
THE PROSPECTUS, SUMMARY PROSPECTUS AND STATEMENT OF
ADDITIONAL INFORMATION FOR FUTURE REFERENCE



Carillon Mutual Funds

Prospectus | May 1, 2025

Equity Funds

	Class A	Class C	Class I*	Class R-6
Carillon Chartwell Mid Cap Value Fund	BERAX	BERBX	BERCX	BERDX
Carillon Chartwell Small Cap Growth Fund	CWSAX	CWSBX	CWSGX	CWSRX
Carillon Chartwell Small Cap Value Fund	CWSCX	CWSHX	CWSIX	CWSWX
Carillon ClariVest Capital Appreciation Fund	HRCPX	HRCCX	HRCIX	HRCUX
Carillon ClariVest International Stock Fund	EISAX	EISDX	EISIX	EISVX
Carillon Eagle Growth & Income Fund	HRCVX	HIGCX	HIGJX	HIGUX
Carillon Eagle Mid Cap Growth Fund	HAGAX	HAGCX	HAGIX	HRAUX
Carillon Eagle Small Cap Growth Fund	HRSCX	HSCCX	HSIIX	HSRUX
Carillon Scout Mid Cap Fund	CSMEX	CSMFX	UMBMX	CSMUX
Carillon Chartwell Small Cap Fund (formerly known as Carillon Scout Small Cap Fund)	CSSAX	CSSJX	UMBHX	CSSVX

Fixed Income Funds

	Class A	Class C	Class I*	Class R-6
Carillon Chartwell Real Income Fund	BERGX	BERHX	BERIX	BERSX
Carillon Chartwell Short Duration High Yield Fund	CWFAX	CWFCX	CWFIX	CWFRX
Carillon Reams Core Bond Fund	CRCBX	CRCDX	SCCIX	CRCUX
Carillon Reams Core Plus Bond Fund	SCPDX	SCPEX	SCPZX	SCPWX
Carillon Reams Unconstrained Bond Fund	SUBDX	SUBEX	SUBFX	SUBTX

* Formerly known as Class Chartwell shares offered by the Carillon Chartwell Mid Cap Value Fund, Carillon Chartwell Small Cap Growth Fund, Carillon Chartwell Small Cap Value Fund, Carillon Chartwell Real Income Fund and Carillon Chartwell Short Duration High Yield Fund.

These securities have not been approved or disapproved by the Securities and Exchange Commission ("Commission"), nor has the Commission passed upon the accuracy or adequacy of the funds' Prospectus. Any representation to the contrary is a criminal offense.

Table of Contents

Summaries

Carillon Chartwell Mid Cap Value Fund	1
Carillon Chartwell Small Cap Growth Fund	7
Carillon Chartwell Small Cap Value Fund	14
Carillon ClariVest Capital Appreciation Fund	20
Carillon ClariVest International Stock Fund	26
Carillon Eagle Growth & Income Fund	33
Carillon Eagle Mid Cap Growth Fund	39
Carillon Eagle Small Cap Growth Fund	45
Carillon Scout Mid Cap Fund	51
Carillon Chartwell Small Cap Fund (formerly known as Carillon Scout Small Cap Fund)	58
Carillon Chartwell Real Income Fund	65
Carillon Chartwell Short Duration High Yield Fund	74
Carillon Reams Core Bond Fund	81
Carillon Reams Core Plus Bond Fund	89
Carillon Reams Unconstrained Bond Fund	98

More Information About the Funds

Additional Information About the Funds	107
Additional Information Regarding Investment Strategies	107
Additional Information About Principal Risk Factors	117
Investment Adviser	138
Subadvisers	140
Portfolio Managers	140
Distributor	145
Rule 12b-1 Distribution Plan	145
Payments to Financial Intermediaries	145
Choosing a Share Class	147
Class A Shares	147
Class C Shares	148
Sales Charge Reductions	148
Application of CDSC	156

Reinstatement Privilege	156
Investing in Class A shares and Class C shares	156
Class I Shares	156
Class R-6 Shares	157
How to Invest	157
How To Sell Your Investment	159
How To Exchange Your Shares	161
Valuing Your Shares	161
Doing Business with the Funds	163
Dividends, Other Distributions and Taxes	165
Description of Indices	168
Fund Symbols, CUSIPs and Codes	169
Financial Highlights	170
For More Information	176

Investment objective | The Carillon Chartwell Mid Cap Value Fund (“Mid Cap Value Fund” or the “fund”) seeks long-term capital appreciation.

Fees and expenses of the fund | The tables that follow describe the fees and expenses that you may pay if you buy, hold, and sell shares of the Mid Cap Value Fund. **You may pay other fees, such as brokerage commissions and other fees to financial intermediaries, which are not reflected in the tables and examples below.** You may qualify for sales discounts if you and your family invest, or agree to invest in the future, at least \$25,000 in the Class A shares of the Carillon Family of Funds. More information about these and other discounts, including through specific financial intermediaries, is available from your financial professional, on page 147 of the fund’s Prospectus and on page 74 of the fund’s Statement of Additional Information.

Shareholder fees (fees paid directly from your investment):

	Class A	Class C	Class I	Class R-6
Maximum Sales Charge Imposed on Purchases (as a % of offering price)	4.75%	None	None	None
Maximum Deferred Sales Charge (as a % of original purchase price or redemption proceeds, whichever is lower)	None (a)	1.00% (a)	None	None
Redemption Fee	None	None	None	None

Annual fund operating expenses (expenses that you pay each year as a percentage of the value of your investment):

	Class A	Class C	Class I	Class R-6
Management Fees	0.65%	0.65%	0.65%	0.65%
Distribution and Service (12b-1) Fees	0.25%	1.00%	0.00%	0.00%
Other Expenses	0.69%	0.69%	0.70%	0.69%
Total Annual Fund Operating Expenses	1.59%	2.34%	1.35%	1.34%
Fee Waiver and/or Expense Reimbursement (b)	(0.39%)	(0.39%)	(0.45%)	(0.54%)
Total Annual Fund Operating Expenses After Fee Waiver and/or Expense Reimbursement	1.20%	1.95%	0.90%	0.80%

(a) If you purchased \$1,000,000 or more of Class A shares of a Carillon mutual fund that were not otherwise eligible for a sales charge waiver and sell the shares within 18 months from the date of purchase, you may pay up to a 1% contingent deferred sales charge (“CDSC”) at the time of sale. If you sell Class C shares less than one year after purchase, you will pay a 1% CDSC at the time of sale.

(b) Carillon Tower Advisers, Inc. (“Carillon”) has contractually agreed to waive its investment advisory fee and/or reimburse certain expenses of the fund to the extent that annual operating expenses of each class exceed a percentage of that class’ average daily net assets through April 30, 2026 as follows: Class A – 1.20%, Class C – 1.95%, Class I – 0.90% and Class R-6 – 0.80%. This expense limitation excludes interest, taxes, brokerage commissions, costs relating to investments in other investment companies (acquired fund fees and expenses), dividend and interest costs, and extraordinary expenses. The contractual fee waivers can be changed only with the approval of a majority of the fund’s Board of Trustees. Any reimbursement of fund expenses or reduction in Carillon’s investment advisory fees is subject to recoupment by Carillon within the following two fiscal years, provided that such recoupment will not cause the fund’s expense ratio to exceed both the expense cap at the time such amounts were waived or reimbursed, or the fund’s then-current expense cap.

Expense example | This example is intended to help you compare the cost of investing in the fund with the cost of investing in other mutual funds. The example assumes that you invest \$10,000 in the fund for the time periods indicated and then redeem all of your shares at the end of those periods. The example also assumes that your investment has a 5% return each year and that the fund’s operating expenses remain the same, except that the example reflects the fee waiver/expense reimbursement arrangement for each share class through April 30, 2026. Your costs would be the same whether you sold your shares or continued to hold them at the end of the period. Although your actual costs may be higher or lower, based on these assumptions your costs would be:

Share Class	Year 1	Year 3	Year 5	Year 10
Class A	\$591	\$917	\$1,264	\$2,243
Class C	\$298	\$693	\$1,215	\$2,646
Class I	\$92	\$383	\$696	\$1,585
Class R-6	\$82	\$371	\$682	\$1,566

Carillon Mutual Funds

SUMMARY OF CARILLON CHARTWELL MID CAP VALUE FUND | 5.1.2025

Portfolio turnover | The fund pays transaction costs, such as commissions, when it buys and sells securities (or “turns over” its portfolio). A higher portfolio turnover rate may indicate higher transaction costs and may result in higher taxes when fund shares are held in a taxable account. These costs, which are not reflected in annual fund operating expenses or in the example, affect the fund’s performance. During the most recent fiscal year, the fund’s portfolio turnover rate was 51% of the average value of its portfolio.

Principal investment strategies | Under normal circumstances, the fund will invest at least 80% of its net assets (including amounts borrowed for investment purposes) in common stocks of mid-capitalization U.S. companies. The fund’s subadviser considers mid-capitalization companies to be those companies that, at the time of initial purchase, have a market capitalization within the range of the Russell Midcap Value Index during the most recent 12-month period (which was approximately \$149.9 million and \$93.3 billion as of December 31, 2024). The Russell Midcap Value Index is reconstituted annually. Because the fund’s subadviser defines mid-capitalization companies by reference to an index, the range of market capitalization of companies in which the fund invests may vary with market conditions. The fund may continue to hold securities of companies whose market capitalization was within the range of the Russell Midcap Value Index at the time of purchase but whose current market capitalization may be outside of that range.

The fund typically invests in common stocks, including U.S. dollar denominated securities of issuers based outside the U.S. (“foreign issuers”) and real estate investment trusts (“REITs”). REITs are companies that own, and typically operate, income-producing real estate or real estate-related assets. The fund may invest up to 20% of its assets in foreign issuers. The subadviser also may purchase exchange-traded funds (“ETFs”) designed to track U.S. mid-cap indices to manage the fund’s cash holdings and gain exposure to the types of securities in which the fund primarily invests. ETFs are investment companies that invest in portfolios of securities, often designed to track particular market segments or indices, the shares of which are bought and sold on a securities exchange.

The fund generally invests in companies that its sub-adviser believes to be undervalued. The subadviser’s investment approach relies heavily on valuation history to identify opportunities and prioritizes companies with durable businesses, strong balance sheets, and improving fundamental prospects. Under normal market conditions, the subadviser generally expects that an investment in any single issuer will comprise 5% or less of the total value of the assets in the portfolio. The subadviser also expects that the fund’s exposure to any one sector will range from 50% to 150% of the weight of that sector in the Russell Mid Cap Value Index. However, for smaller sectors, the fund’s exposure generally will be no more than 5 percentage points above or below the weight of that sector in the Russell Mid Cap Value Index.

The fund may lend its securities to broker-dealers and other financial institutions to earn additional income.

Principal risks | The greatest risk of investing in the fund is that you could lose money. The fund invests primarily in securities whose values may increase and decrease in response to the activities of the companies that issued such securities, general market conditions and/or economic conditions. As a result, the fund’s net asset value (“NAV”) may also increase and decrease. An investment in the fund is not a deposit with a bank and is not insured or guaranteed by the Federal Deposit Insurance Corporation or any other government agency. Investments in the fund are subject to the following primary risks. The most significant risks of investing in the fund as of the date of this Prospectus are listed first below, followed by the remaining risks in alphabetical order. Each risk summarized below is considered a “principal risk” of investing in the fund, regardless of the order in which it appears. Different risks may be more significant at different times depending on market conditions or other factors.

- **Market risk** is the risk that markets may at times be volatile, and the values of the fund’s holdings may decline, sometimes significantly and/or rapidly, because of adverse issuer-specific conditions or general market conditions, including a broad stock market decline, which are not specifically related to a particular issuer. Geopolitical and other events, including war, terrorism, economic uncertainty, trade disputes, pandemics, public health crises, natural disasters and related events have led, and in the future may continue to lead, to instability in world economies and markets generally and reduced liquidity in equity, credit and fixed-income markets, which may disrupt economies and markets and adversely affect the value of your investment. The imposition by the U.S. of tariffs on goods imported from foreign countries and reciprocal tariffs levied on U.S. goods by those countries also may lead to volatility and instability in domestic and foreign markets. Policy changes by the U.S. government and/or Federal Reserve and political events within the U.S. and abroad, such as changes in the U.S. presidential administration and Congress, the U.S. government’s inability at times to agree on a long-term budget and deficit reduction plan, the threat or occurrence of a federal government shutdown and threats or the occurrence of a failure to increase the federal government’s debt limit, which could result in a default on the government’s obligations, may affect investor and consumer confidence and may adversely impact financial markets and the broader economy, perhaps suddenly and to a significant degree. These and other conditions may cause broad changes in market value, the general outlook for corporate earnings, public perceptions concerning these developments or adverse investment sentiment generally. Changes in the financial condition of a single issuer, industry or market segment also can impact the market as a whole. In addition, adverse market events may lead to increased redemptions, which could cause the fund to experience a loss when selling securities to meet redemption requests by shareholders. Adverse market conditions may be prolonged and may not have the same impact on all types of securities. Conversely, it is also possible that, during a general downturn in the securities markets, multiple asset classes may decline in value simultaneously. Changes in value may be temporary or may last for extended periods. The financial markets generally move in cycles, with periods of rising prices followed by periods of declining prices. The value of your investment may reflect these fluctuations.

Recent market events risk includes risks arising from current and recent circumstances impacting markets. Both U.S. and international markets have experienced significant volatility in recent months and years. As a result of such volatility, investment returns may fluctuate significantly.

Moreover, the risks discussed herein associated with an investment in the fund may be increased. Both U.S. and international markets have experienced significant volatility in recent years. As a result of such volatility, investment returns may fluctuate significantly. National economies are substantially interconnected, as are global financial markets, which creates the possibility that conditions in one country or region might adversely impact issuers in a different country or region. However, the interconnectedness of economies and/or markets may be changing, which may impact such economies and markets in ways that cannot be foreseen at this time.

Some countries, including the U.S., have adopted more protectionist trade policies, including trade tariffs and other trade barriers, which is a trend that appears to be continuing globally. Slowing global economic growth, the rise in protectionist trade policies, inflationary pressures, changes to some major international trade agreements, risks associated with trade agreements between countries and regions, including the U.S. and other foreign nations, political or economic dysfunction within some countries or regions, including the U.S., and dramatic changes in consumer sentiment and commodity and currency prices could affect the economies and markets of many nations, including the U.S., in ways that cannot necessarily be foreseen at the present time and may create significant market volatility. In addition, these policies, including the impact on the U.S. dollar, may decrease foreign demand for U.S. assets, which could have a negative impact on certain issuers and/or industries.

Although interest rates were unusually low in recent years in the U.S. and abroad, in 2022, the Federal Reserve and certain foreign central banks began to raise interest rates as part of their efforts to address rising inflation. The Federal Reserve and certain foreign central banks subsequently started to lower interest rates in September 2024, though economic or other factors, such as inflation, could lead to the Federal Reserve stopping or reversing these changes. It is difficult to accurately predict the pace at which interest rates might change, the timing, frequency or magnitude of any such changes in interest rates, or when such changes might stop or again reverse course. Additionally, various economic and political factors could cause the Federal Reserve or another foreign central bank to change their approach in the future and such actions may result in an economic slowdown in the U.S. and abroad. Unexpected changes in interest rates could lead to significant market volatility or reduce liquidity in certain sectors of the market.

Deteriorating economic fundamentals may, in turn, increase the risk of default or insolvency of particular issuers, negatively impact market value, cause credit spreads to widen, and reduce bank balance sheets. Any of these could cause an increase in market volatility, reduce liquidity across various markets or decrease confidence in the markets.

Tensions, war, or open conflict between nations, such as between Russia and Ukraine, in the Middle East or in eastern Asia could affect the economies of many nations, including the United States. The duration of ongoing hostilities in the Middle East and between Russia and Ukraine, and any sanctions and related events cannot be predicted. Those events present material uncertainty and risk with respect to markets globally and the performance of the fund and its investments or operations could be negatively impacted.

Regulators in the U.S. have adopted a number of changes to regulations involving the markets and issuers, some of which apply to the fund. The full effect of various newly-adopted regulations is not currently known. Due to the broad scope of the regulations being adopted, certain of these changes to regulations could limit the fund's ability to pursue its investment strategies or make certain investments, or may make it more costly for the fund to operate, which may impact performance. Additionally, it is possible that recently adopted regulations could be further revised or rescinded, which creates material uncertainty regarding their impact to the fund.

Advancements in technology, including advanced development and increased regulation of artificial intelligence, may adversely impact market movements and liquidity. As artificial intelligence is used more widely, the profitability and growth of certain issuers and industries may be negatively impacted in ways that cannot be foreseen and could adversely impact its performance.

High public debt in the U.S. and other countries creates ongoing systemic and market risks and policymaking uncertainty. There is no assurance that the U.S. Congress will act to raise the nation's debt ceiling; a failure to do so could cause market turmoil and substantial investment risks that cannot now be fully predicted. Unexpected political, regulatory and diplomatic events within the U.S. and abroad may affect investor and consumer confidence and may adversely impact financial markets and the broader economy.

Global climate change can have potential effects on property and security values. Certain issuers, industries and regions may be adversely affected by the impacts of climate change in ways that cannot be foreseen. The impact of legislation, regulation and international accords related to climate change, including any direct or indirect consequences, may negatively impact certain issuers, industries and regions;

- **Equity securities** are subject to market risk. In general, the values of stocks and other equity securities fluctuate, sometimes widely, in response to changes in a company's financial condition as well as general market, economic and political conditions and other factors. The fund may invest in the following equity securities, which may expose the fund to the following additional risks:
 - **Common stocks.** The value of a company's common stock may fall as a result of factors affecting the company, companies in the same industry or sector, or the financial markets overall. Common stock generally is subordinate to preferred stock upon the liquidation or bankruptcy of the issuing company;
 - **REITs.** Investments in REITs are subject to the risks associated with investing in the real estate industry, such as adverse developments affecting the real estate industry and real property values, and are dependent upon the skills of their managers. REITs may not be diversified geographically or by property or tenant type. REITs typically incur fees that are separate from those incurred by the fund, meaning the fund, as a shareholder, will indirectly bear a proportionate share of a REIT's operating expenses;
- **Mid-cap company risk** arises because mid-cap companies may have narrower commercial markets, limited managerial and financial resources, more volatile performance, and less liquid stock, compared to larger, more established companies. Stocks of these companies often trade less frequently and in limited volume and their prices may fluctuate more than stocks of large-capitalization companies. As a result, it may be relatively more difficult for the fund to buy and sell securities of mid-capitalization companies;
- **Foreign securities risks**, which are potential risks not associated with U.S. investments, may include, but are not limited to: (1) currency exchange rate fluctuations; (2) political and financial instability; (3) less liquidity; (4) lack of uniform accounting, auditing, recordkeeping and financial reporting standards; (5) increased volatility; (6) less government regulation and supervision of foreign stock exchanges, brokers and listed companies; (7) significant limitations on investor rights and recourse; (8) use of unfamiliar corporate organizational structures; (9) unavailable or unreliable public information regarding issuers; and (10) delays in transaction settlement in some foreign markets. Additionally, trading in foreign markets generally involves higher transaction costs than trading in U.S. markets. The unavailability and/or unreliability of public information available may impede the fund's ability to accurately evaluate foreign securities. Moreover, it may be difficult to enforce contractual obligations or invoke judicial or arbitration processes against non-U.S. companies and non-U.S. persons in foreign jurisdictions. The risks associated with investments in governmental or quasi-governmental entities of a foreign country are heightened by the potential for unexpected governmental change and inadequate government oversight;
- **Management and strategy risk** is the risk that the value of your investment depends on the judgment of the fund's subadviser about the quality, relative yield or value of, or market trends affecting, a particular security, industry, sector, region, or market segment, or about the economy or interest rates generally. This judgment may prove to be incorrect or otherwise may not produce the intended results, which may result in losses to the fund. Investment strategies employed by the fund's subadviser in selecting investments for the fund may not result in an increase in the value of your investment or in overall performance equal to other investments;
- **Investing in other investment companies, including ETFs**, carries with it the risk that, by investing in another investment company, the fund will be exposed to the risks of the types of investments in which the investment company invests. The fund and its shareholders will indirectly bear the fund's proportionate share of the fees and expenses paid by shareholders of the other investment company, in addition to the fees and expenses fund shareholders directly bear in connection with the fund's own operations. ETF shares may trade at a premium or discount to their net asset value. An ETF that tracks an index may not precisely replicate the returns of its benchmark index;
- **Securities lending risk** is the risk that, if the fund lends its portfolio securities and receives collateral in the form of cash that is reinvested in securities, those securities may not perform sufficiently to cover the return collateral payments owed to borrowers. In addition, delays may occur in the recovery of securities from borrowers, which could interfere with the fund's ability to vote proxies or to settle transactions and there may be a loss of rights in the collateral should the borrower fail financially; and
- **Value stock risk** arises from the possibility that a stock's intrinsic value may not be fully realized by the market or that its price may decline. If a value investment style shifts out of favor based on market conditions and investor sentiment, the fund could underperform funds that use a non-value approach to investing or have a broader investment style.

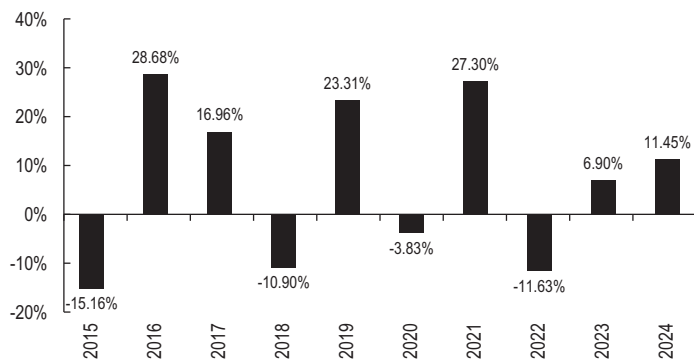
Performance | The fund is the successor to the Chartwell Mid Cap Value Fund ("Predecessor Fund") pursuant to a reorganization involving the fund and the Predecessor Fund that occurred on July 1, 2022. The Class I shares of the fund have adopted the performance history and financial statements of the Predecessor Fund. Prior to April 26, 2024, the Class I shares of the fund were designated as Class Chartwell shares. Prior to the date of the reorganization, the fund had no investment operations. Accordingly, the performance information, including information on fees and expenses and financial information provided in this prospectus for periods prior to the reorganization (the fund's commencement of operations) is historical information for the Predecessor Fund. Given the above, unless specifically stated otherwise, subsequent references in this section to the fund should be read to include the Predecessor Fund, as well as the other predecessor funds described below.

Prior to this reorganization, the Predecessor Fund acquired the assets and liabilities of the Berwyn Cornerstone Fund (the "IMST Predecessor Fund"), a series of Investment Managers Series Trust, on July 17, 2017. The IMST Predecessor Fund acquired the assets and liabilities of the Berwyn Cornerstone Fund (the "Berwyn Funds Predecessor Fund," and together with the IMST Predecessor Fund and the Predecessor Fund, the "Predecessor Funds"), a series of The Berwyn Funds, on April 29, 2016. As a result of the reorganizations, the fund is the accounting successor of the Predecessor Funds. Performance results shown in the bar chart and the performance table below reflect the performance of the IMST Predecessor Fund for the period from April 29, 2016 through July 17, 2017, and the performance of the Berwyn Funds Predecessor Fund for the period prior to April 29, 2016. The Predecessor Funds' past

performance, before and after taxes, is not necessarily an indication of how the fund will perform in the future. The fund's principal investment strategies differ from those of the Predecessor Funds; therefore, the performance and average annual total returns shown for periods prior to the reorganization may have differed had the fund's current investment strategy been in effect during those periods.

The bar chart that follows illustrates annual fund returns for the periods ended December 31. The table that follows compares the fund's returns for various periods with those of a broad-based securities market index, as well as an additional market index with characteristics that are similar to those of the fund. This information is intended to give you some indication of the risk of investing in the fund by demonstrating how its returns have varied over time. The bar chart shows the fund's Class I share performance from one year to another.

Performance information is not shown for the fund's Class A, Class C and Class R-6 shares because those share classes have not been in operation for a full calendar year. Performance information will be available in the prospectus after those share classes have been in operation for a full calendar year. The fund's past performance (before and after taxes) is not necessarily an indication of how the fund will perform in the future. To obtain more current performance data as of the most recent month-end, please visit our website at rjinvestmentmanagement.com.



During 10 year period (Class I shares):

	Return	Quarter Ended
Best Quarter	17.88%	December 31, 2020
Worst Quarter	(30.78)%	March 31, 2020

Average annual total returns (for the periods ended December 31, 2024):

Fund return (after deduction of sales charges and expenses)

For the periods prior to the reorganization (the fund's commencement of operations), the performance is the historical performance of the Predecessor Fund.

Share Class	1-yr	5-yr	10-yr
Class I – Before Taxes	11.45%	5.21%	6.09%
After Taxes on Distributions	8.31%	4.31%	4.63%
After Taxes on Distributions and Sale of Fund Shares	9.01%	4.02%	4.48%

Index (reflects no deduction for fees, expenses or taxes)

	1-yr	5-yr	10-yr
Russell 3000® Index (1)	23.81%	13.86%	12.55%
Russell Midcap® Value Index	13.07%	8.59%	8.10%

(1) In accordance with new regulatory requirements, the fund has selected a new broad-based securities market index. The former performance index is being maintained as an additional index as it shows how the fund's performance compares to an index with characteristics that are more representative of the fund's investment strategy.

Carillon Mutual Funds

SUMMARY OF CARILLON CHARTWELL MID CAP VALUE FUND | 5.1.2025

After-tax returns are calculated using the historically highest individual federal marginal income tax rates and do not reflect the impact of state and local taxes. Actual after-tax returns depend on an investor's tax situation and may differ from those shown. After-tax returns shown are not relevant to investors who hold their fund shares through tax-deferred arrangements, such as a 401(k) plan or individual retirement account ("IRA"). The return after taxes on distributions and sale of fund shares may exceed the return before taxes due to an assumed tax benefit from any losses on a sale of fund shares at the end of the measurement period.

Investment Adviser | Carillon Tower Advisers, Inc. is the fund's investment adviser.

Subadviser | Chartwell Investment Partners, LLC ("Chartwell") serves as the subadviser to the fund.

Portfolio Managers | T. Ryan Harkins, CFA®, who has served as Portfolio Manager of the fund since its inception on July 1, 2022, and Reid T. Halloran, who has served as Portfolio Manager of the fund since January 1, 2024, are jointly and primarily responsible for the day-to-day management of the fund. Mr. Harkins served as a member of the Predecessor Fund's portfolio management team from March 1, 2020 through June 2022.

Purchase and sale of fund shares | You may purchase, redeem, or exchange Class A, C, and I shares of the fund on any business day through your financial intermediary, by telephone (800.421.4184), or by mail. Prior to June 2, 2025, purchases, redemptions and exchanges should be mailed to Carillon Family of Funds, c/o U.S. Bank Global Fund Services, P.O. Box 701, Milwaukee, WI 53201-0701 (for regular mail) or 615 East Michigan Street, Third Floor, Milwaukee, WI, 53202 (for overnight service). Effective June 2, 2025, purchases, redemptions and exchanges should be mailed to Carillon Family of Funds, c/o U.S. Bank Global Fund Services, P.O. Box 219252, Kansas City, MO 64121-9252 (for regular mail) or 801 Pennsylvania Avenue, Suite 219252, Kansas City, MO, 64105-1307 (for overnight service). In Class A and Class C shares, the minimum purchase amount is \$1,000 for regular accounts, \$100 for retirement accounts and \$50 through a periodic investment program, with a minimum subsequent investment plan of \$50 per month. For individual investors, the minimum initial purchase for Class I shares is \$1,000, while fee-based plan sponsors set their own minimum requirements. For Class R-6 shares, other than those purchased through a participating retirement plan, the minimum initial purchase is \$1,000,000. For Class R-6 shares purchased through a participating retirement plan, the minimum initial purchase is set by the plan administrator.

Tax information | The dividends you receive from the fund will be taxed as ordinary income or net capital gain (i.e., the excess of net long-term capital gain over net short-term capital loss) unless you are investing through a tax-deferred arrangement, such as a 401(k) plan or an IRA, in which case you may be subject to federal income tax on withdrawals from the arrangement.

Payments to broker-dealers and other financial intermediaries | If you purchase shares of the fund through a broker-dealer or other financial intermediary (such as a bank), the fund and its related companies may pay the intermediary for the sale of fund shares and related services. These payments may create a conflict of interest by influencing the broker-dealer or other intermediary and your salesperson to recommend the fund over another investment. Ask your salesperson or visit your financial intermediary's website for more information.

Investment objective | The Carillon Chartwell Small Cap Growth Fund (“Chartwell Small Cap Growth Fund” or the “fund”) seeks long-term capital appreciation.

Fees and expenses of the fund | The tables that follow describe the fees and expenses that you may pay if you buy, hold, and sell shares of the Chartwell Small Cap Growth Fund. **You may pay other fees, such as brokerage commissions and other fees to financial intermediaries, which are not reflected in the tables and examples below.** You may qualify for sales discounts if you and your family invest, or agree to invest in the future, at least \$25,000 in the Class A shares of the Carillon Family of Funds. More information about these and other discounts, including through specific financial intermediaries, is available from your financial professional, on page 147 of the fund’s Prospectus and on page 74 of the fund’s Statement of Additional Information.

Shareholder fees (fees paid directly from your investment):

	Class A	Class C	Class I	Class R-6
Maximum Sales Charge Imposed on Purchases (as a % of offering price)	4.75%	None	None	None
Maximum Deferred Sales Charge (as a % of original purchase price or redemption proceeds, whichever is lower)	None (a)	1.00% (a)	None	None
Redemption Fee	None	None	None	None

Annual fund operating expenses (expenses that you pay each year as a percentage of the value of your investment):

	Class A	Class C	Class I	Class R-6
Management Fees (b)	0.60%	0.60%	0.60%	0.60%
Distribution and Service (12b-1) Fees	0.25%	1.00%	0.00%	0.00%
Other Expenses	1.83%	1.52%	1.49%	1.52%
Total Annual Fund Operating Expenses	2.68%	3.12%	2.09%	2.12%
Fee Waiver and/or Expense Reimbursement (c)	(1.43%)	(1.12%)	(1.14%)	(1.27%)
Total Annual Fund Operating Expenses After Fee Waiver and/or Expense Reimbursement	1.25%	2.00%	0.95%	0.85%

(a) If you purchased \$1,000,000 or more of Class A shares of a Carillon mutual fund that were not otherwise eligible for a sales charge waiver and sell the shares within 18 months from the date of purchase, you may pay up to a 1% contingent deferred sales charge (“CDSC”) at the time of sale. If you sell Class C shares less than one year after purchase, you will pay a 1% CDSC at the time of sale.

(b) Management Fees have been restated to reflect the current contractual fee rate effective January 18, 2025.

(c) Carillon Tower Advisers, Inc. (“Carillon”) has contractually agreed to waive its investment advisory fee and/or reimburse certain expenses of the fund to the extent that annual operating expenses of each class exceed a percentage of that class’ average daily net assets through April 30, 2026 as follows: Class A – 1.25%, Class C – 2.00%, Class I – 0.95% and Class R-6 – 0.85%. This expense limitation excludes interest, taxes, brokerage commissions, costs relating to investments in other investment companies (acquired fund fees and expenses), dividend and interest costs, and extraordinary expenses. The contractual fee waivers can be changed only with the approval of a majority of the fund’s Board of Trustees. Any reimbursement of fund expenses or reduction in Carillon’s investment advisory fees is subject to recoupment by Carillon within the following two fiscal years, provided that such recoupment will not cause the fund’s expense ratio to exceed both the expense cap at the time such amounts were waived or reimbursed, or the fund’s then-current expense cap.

Expense example | This example is intended to help you compare the cost of investing in the fund with the cost of investing in other mutual funds. The example assumes that you invest \$10,000 in the fund for the time periods indicated and then redeem all of your shares at the end of those periods. The example also assumes that your investment has a 5% return each year and that the fund’s operating expenses remain the same, except that the example reflects the fee waiver/expense reimbursement arrangement for each share class through April 30, 2026. Your costs would be the same whether you sold your shares or continued to hold them at the end of the period. Although your actual costs may be higher or lower, based on these assumptions your costs would be:

Share Class	Year 1	Year 3	Year 5	Year 10
Class A	\$596	\$1,138	\$1,706	\$3,244
Class C	\$303	\$858	\$1,538	\$3,352
Class I	\$97	\$545	\$1,019	\$2,330
Class R-6	\$87	\$541	\$1,022	\$2,351

Portfolio turnover | The fund pays transaction costs, such as commissions, when it buys and sells securities (or “turns over” its portfolio). A higher portfolio turnover rate may indicate higher transaction costs and may result in higher taxes when fund shares are held in a taxable account. These costs, which are not reflected in annual fund operating expenses or in the example, affect the fund’s performance. During the most recent fiscal year, the fund’s portfolio turnover rate was 60% of the average value of its portfolio.

Principal investment strategies | Under normal circumstances, the fund will invest at least 80% of its net assets (including amounts borrowed for investment purposes) in common stocks of small capitalization U.S. companies. The fund’s subadviser considers small capitalization companies to be those that, at the time of initial purchase, have a market capitalization generally within the range of the Russell 2000 Growth Index during the most recent 12-month period (which was approximately \$7.98 million and \$59.1 billion as of December 31, 2024). The Russell 2000 Growth Index is reconstituted annually. Because the fund’s subadviser defines small capitalization companies by reference to an index, the range of market capitalization of companies in which the fund invests may vary with market conditions. The fund may continue to hold securities of companies whose market capitalization was within the range of the Russell 2000 Growth Index at the time of purchase but whose current market capitalization may be outside of that range.

The fund typically invests in common stocks, including U.S. dollar denominated securities of issuers based outside the U.S. (“foreign issuers”). The fund may invest up to 20% of its assets in foreign issuers. The fund may have significant exposure to the Health Care, Industrials and Information Technology sectors. However, as the sector composition of the fund’s portfolio changes over time, the fund’s exposure to these sectors may be lower at a future date and the fund’s exposure to other market sectors may be higher. The sub-adviser also may purchase exchange-traded funds (“ETFs”) designed to track U.S. small-cap indices to manage the fund’s cash holdings and gain exposure to the types of securities in which the fund primarily invests. ETFs are investment companies that invest in portfolios of securities, often designed to track particular market segments or indices, the shares of which are bought and sold on a securities exchange.

The fund’s subadviser uses a “growth” style of management and seeks to identify companies with above average potential for earnings growth. Under normal market conditions, the subadviser expects that: (1) an investment in any single issuer (at the time of purchase) will comprise less than 5% of the total value of the assets in the portfolio; and (2) an investment in any one sector (at the time of purchase) will not exceed the greater of: (i) 150% of the sector weight of the Russell 2000® Growth Index or (ii) 25% of the total value of the assets in the portfolio.

The fund intends to hold some cash, short-term debt obligations, government securities, money market funds or other high-quality investments for reserves to cover redemptions and unanticipated expenses. There may be times, however, when the fund attempts to respond to adverse market, economic, political or other conditions by investing a higher percentage of its assets in cash or in those types of money market investments for temporary defensive purposes.

The fund may lend its securities to broker-dealers and other financial institutions to earn additional income.

Principal risks | The greatest risk of investing in the fund is that you could lose money. The fund invests primarily in securities whose values may increase and decrease in response to the activities of the companies that issued such securities, general market conditions and/or economic conditions. As a result, the fund’s net asset value (“NAV”) may also increase and decrease. An investment in the fund is not a deposit with a bank and is not insured or guaranteed by the Federal Deposit Insurance Corporation or any other government agency. Investments in the fund are subject to the following primary risks. The most significant risks of investing in the fund as of the date of this Prospectus are listed first below, followed by the remaining risks in alphabetical order. Each risk summarized below is considered a “principal risk” of investing in the fund, regardless of the order in which it appears. Different risks may be more significant at different times depending on market conditions or other factors.

- **Market risk** is the risk that markets may at times be volatile, and the values of the fund’s holdings may decline, sometimes significantly and/or rapidly, because of adverse issuer-specific conditions or general market conditions, including a broad stock market decline, which are not specifically related to a particular issuer. Geopolitical and other events, including war, terrorism, economic uncertainty, trade disputes, pandemics, public health crises, natural disasters and related events have led, and in the future may continue to lead, to instability in world economies and markets generally and reduced liquidity in equity, credit and fixed-income markets, which may disrupt economies and markets and adversely affect the value of your investment. The imposition by the U.S. of tariffs on goods imported from foreign countries and reciprocal tariffs levied on U.S. goods by those countries also may lead to volatility and instability in domestic and foreign markets. Policy changes by the U.S. government and/or Federal Reserve and political events within the U.S. and abroad, such as changes in the U.S. presidential administration and Congress, the U.S. government’s inability at times to agree on a long-term budget and deficit reduction plan, the threat or occurrence of a federal government shutdown and threats or the occurrence of a failure to increase the federal government’s debt limit, which could result in a default on the government’s obligations, may affect investor and consumer confidence and may adversely impact financial markets and the broader economy, perhaps suddenly and to a significant degree. These and other conditions may cause broad changes in market value, the general outlook for corporate earnings, public perceptions concerning these developments or adverse investment sentiment generally. Changes in the financial condition of a single issuer, industry or market segment also can impact the market as a whole. In addition, adverse market events may lead to increased redemptions, which could cause the fund to experience a loss when selling securities to meet redemption requests by shareholders. Adverse market conditions may be prolonged and may not have the same impact on all types of securities. Conversely, it is also possible that, during a general downturn in the securities markets, multiple asset classes may decline in value simultaneously. Changes in value may be temporary or may last for extended periods. The financial markets generally move in cycles, with periods of rising prices followed by periods of declining prices. The value of your investment may reflect these fluctuations.

Recent market events risk includes risks arising from current and recent circumstances impacting markets. Both U.S. and international markets have experienced significant volatility in recent months and years. As a result of such volatility, investment returns may fluctuate significantly.

Moreover, the risks discussed herein associated with an investment in the fund may be increased. Both U.S. and international markets have experienced significant volatility in recent years. As a result of such volatility, investment returns may fluctuate significantly. National economies are substantially interconnected, as are global financial markets, which creates the possibility that conditions in one country or region might adversely impact issuers in a different country or region. However, the interconnectedness of economies and/or markets may be changing, which may impact such economies and markets in ways that cannot be foreseen at this time.

Some countries, including the U.S., have adopted more protectionist trade policies, including trade tariffs and other trade barriers, which is a trend that appears to be continuing globally. Slowing global economic growth, the rise in protectionist trade policies, inflationary pressures, changes to some major international trade agreements, risks associated with trade agreements between countries and regions, including the U.S. and other foreign nations, political or economic dysfunction within some countries or regions, including the U.S., and dramatic changes in consumer sentiment and commodity and currency prices could affect the economies and markets of many nations, including the U.S., in ways that cannot necessarily be foreseen at the present time and may create significant market volatility. In addition, these policies, including the impact on the U.S. dollar, may decrease foreign demand for U.S. assets, which could have a negative impact on certain issuers and/or industries.

Although interest rates were unusually low in recent years in the U.S. and abroad, in 2022, the Federal Reserve and certain foreign central banks began to raise interest rates as part of their efforts to address rising inflation. The Federal Reserve and certain foreign central banks subsequently started to lower interest rates in September 2024, though economic or other factors, such as inflation, could lead to the Federal Reserve stopping or reversing these changes. It is difficult to accurately predict the pace at which interest rates might change, the timing, frequency or magnitude of any such changes in interest rates, or when such changes might stop or again reverse course. Additionally, various economic and political factors could cause the Federal Reserve or another foreign central bank to change their approach in the future and such actions may result in an economic slowdown in the U.S. and abroad. Unexpected changes in interest rates could lead to significant market volatility or reduce liquidity in certain sectors of the market.

Deteriorating economic fundamentals may, in turn, increase the risk of default or insolvency of particular issuers, negatively impact market value, cause credit spreads to widen, and reduce bank balance sheets. Any of these could cause an increase in market volatility, reduce liquidity across various markets or decrease confidence in the markets.

Tensions, war, or open conflict between nations, such as between Russia and Ukraine, in the Middle East or in eastern Asia could affect the economies of many nations, including the United States. The duration of ongoing hostilities in the Middle East and between Russia and Ukraine, and any sanctions and related events cannot be predicted. Those events present material uncertainty and risk with respect to markets globally and the performance of the fund and its investments or operations could be negatively impacted.

Regulators in the U.S. have adopted a number of changes to regulations involving the markets and issuers, some of which apply to the fund. The full effect of various newly-adopted regulations is not currently known. Due to the broad scope of the regulations being adopted, certain of these changes to regulations could limit the fund's ability to pursue its investment strategies or make certain investments, or may make it more costly for the fund to operate, which may impact performance. Additionally, it is possible that recently adopted regulations could be further revised or rescinded, which creates material uncertainty regarding their impact to the fund.

Advancements in technology, including advanced development and increased regulation of artificial intelligence, may adversely impact market movements and liquidity. As artificial intelligence is used more widely, the profitability and growth of certain issuers and industries may be negatively impacted in ways that cannot be foreseen and could adversely impact its performance.

High public debt in the U.S. and other countries creates ongoing systemic and market risks and policymaking uncertainty. There is no assurance that the U.S. Congress will act to raise the nation's debt ceiling; a failure to do so could cause market turmoil and substantial investment risks that cannot now be fully predicted. Unexpected political, regulatory and diplomatic events within the U.S. and abroad may affect investor and consumer confidence and may adversely impact financial markets and the broader economy.

Global climate change can have potential effects on property and security values. Certain issuers, industries and regions may be adversely affected by the impacts of climate change in ways that cannot be foreseen. The impact of legislation, regulation and international accords related to climate change, including any direct or indirect consequences, may negatively impact certain issuers, industries and regions;

- **Equity securities** are subject to market risk. In general, the values of stocks and other equity securities fluctuate, sometimes widely, in response to changes in a company's financial condition as well as general market, economic and political conditions and other factors. The fund may invest in the following equity securities, which may expose the fund to the following additional risks:
 - **Common stocks.** The value of a company's common stock may fall as a result of factors affecting the company, companies in the same industry or sector, or the financial markets overall. Common stock generally is subordinate to preferred stock upon the liquidation or bankruptcy of the issuing company;
- **Growth stock risk** is the risk of a growth company not providing an expected sales or earnings increase or dividend yield. When these expectations are not met, the prices of these stocks may decline, even if earnings showed an absolute increase. If a growth investment style shifts out of favor based on market conditions and investor sentiment, the fund could underperform funds that use a value or other non-growth approach to investing or have a broader investment style;
- **Foreign securities risks**, which are potential risks not associated with U.S. investments, may include, but are not limited to: (1) currency exchange rate fluctuations; (2) political and financial instability; (3) less liquidity; (4) lack of uniform accounting, auditing, recordkeeping and financial reporting standards; (5) increased volatility; (6) less government regulation and supervision of foreign stock exchanges, brokers and listed companies; (7) significant limitations on investor rights and recourse; (8) use of unfamiliar corporate organizational structures; (9) unavailable or unreliable public information regarding issuers; and (10) delays in transaction settlement in some foreign markets. Additionally, trading in foreign markets generally involves higher transaction costs than trading in U.S. markets. The unavailability and/or unreliability of public information available may impede the fund's ability to accurately evaluate foreign securities. Moreover, it may be difficult to enforce contractual obligations or invoke judicial or arbitration processes against non-U.S. companies and non-U.S. persons in foreign jurisdictions. The risks associated with investments in governmental or quasi-governmental entities of a foreign country are heightened by the potential for unexpected governmental change and inadequate government oversight;
- **Management and strategy risk** is the risk that the value of your investment depends on the judgment of the fund's subadviser about the quality, relative yield or value of, or market trends affecting, a particular security, industry, sector, region, or market segment, or about the economy or interest rates generally. This judgment may prove to be incorrect or otherwise may not produce the intended results, which may result in losses to the fund. Investment strategies employed by the fund's subadviser in selecting investments for the fund may not result in an increase in the value of your investment or in overall performance equal to other investments;
- **Investing in other investment companies, including money market funds and ETFs**, carries with it the risk that, by investing in another investment company, the fund will be exposed to the risks of the types of investments in which the investment company invests. The fund and its shareholders will indirectly bear the fund's proportionate share of the fees and expenses paid by shareholders of the other investment company, in addition to the fees and expenses fund shareholders directly bear in connection with the fund's own operations. ETF shares may trade at a premium or discount to their net asset value. An ETF that tracks an index may not precisely replicate the returns of its benchmark index;
- **Sector risk** is the risk associated with the fund holding a core portfolio of stocks invested in similar businesses, all of which could be affected by similar economic or market conditions. The prices of securities of issuers in a particular industry or sector may be more susceptible to fluctuations due to changes in economic or business conditions, government regulations, availability of basic resources or supplies, contagion risk within a particular industry or sector or to other industries or sectors, or other events that affect the industry or sector more than securities of issuers in other industries and sectors. As the fund's portfolio changes over time, the fund's exposure to a particular sector may become higher or lower.

Health care sector risk is the risk that the health care sector may be affected by government regulations and government health care programs, restrictions on government reimbursement for medical expenses, increases or decreases in the cost of medical products and services and product liability claims, among other factors. Many health care products and services may be subject to regulatory approvals. The process of obtaining such approvals may be long and costly, and delays in or failure to receive such approvals may negatively impact the business of such companies.

Additional or more stringent laws and regulations enacted in the future could have a material adverse effect on such companies in the health care sector. Issuers in the health care sector include issuers with their principal activities in the biotechnology industry, which has additional risks. A biotechnology company's valuation can often be based largely on the potential or actual performance of a limited number of products and, accordingly, can be significantly affected if one of its products proves unsafe, ineffective or unprofitable. Biotechnology companies are subject to regulation by, and the restrictions of, federal agencies, state and local governments, and non-U.S. regulatory authorities;

Industrials sector risk is the risk that companies in the industrials sector may be adversely affected by general economic trends, including employment, economic growth, and interest rates, changes in consumer sentiment and spending, commodity prices, legislation, government regulation and spending, import controls, and worldwide competition. In addition, companies in the industrials sector may be adversely affected by liability for environmental damages, product liability claims and exchange rates. The products of companies in the industrials sector also may face product obsolescence due to rapid technological developments and frequent new product introduction. The industrials sector includes companies engaged in the construction, engineering, machinery, energy services, transportation, professional services, and aerospace and defense industries;

Information technology sector risk is the risk that products of information technology companies may face rapid product obsolescence due to technological developments and frequent new product introduction, unpredictable changes in growth rates and competition for the services of qualified personnel. These companies may be smaller or newer and may have limited product lines, markets, financial resources or personnel. Failure to introduce new products, develop and maintain a loyal customer base or achieve general market acceptance for their products could have a material adverse effect on a company's business. Companies in the information technology sector also may be subject to increased government scrutiny or adverse government regulatory action. Additionally, companies in the information technology sector are heavily dependent on intellectual

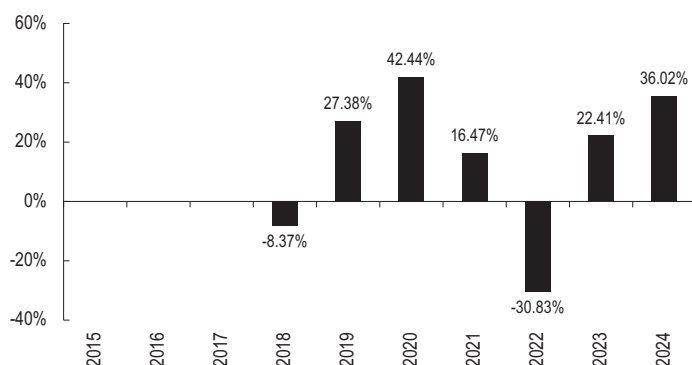
property and the loss of patent, copyright and trademark protections may adversely affect the profitability of these companies. The market prices of information technology-related securities tend to exhibit a greater degree of interest rate risk and market risk and may experience sharper price fluctuations than other types of securities. These securities may fall in and out of favor with investors rapidly, which may cause sudden selling and dramatically lower market prices;

- **Securities lending risk** is the risk that, if the fund lends its portfolio securities and receives collateral in the form of cash that is reinvested in securities, those securities may not perform sufficiently to cover the return collateral payments owed to borrowers. In addition, delays may occur in the recovery of securities from borrowers, which could interfere with the fund's ability to vote proxies or to settle transactions and there may be a loss of rights in the collateral should the borrower fail financially;
- **Small-cap company risk** arises because small-cap companies involve greater risks than investing in large- capitalization companies. Small-cap companies generally have lower volume of shares traded daily, less liquid stock, a more volatile share price, a limited product or service base, narrower commercial markets and more limited access to capital, compared to larger, more established companies. These factors increase risks and make these companies more likely to fail than companies with larger market capitalizations, and could increase the volatility of a fund's portfolio and performance. Generally, the smaller the company size, the greater these risks;
- **U.S. Government securities and government-sponsored enterprises risk** arises because a security backed by the U.S. Treasury or the full faith and credit of the United States is guaranteed by the applicable entity only as to the stated interest rate and face value at maturity, not its current market price. The market prices for such securities are not guaranteed and will fluctuate. Certain securities that may be held by the fund that are issued by government sponsored enterprises, such as the Federal National Mortgage Association ("Fannie Mae"), the Federal Home Loan Mortgage Corporation ("Freddie Mac"), Federal Home Loan Banks ("FHLB"), Federal Farm Credit Banks ("FFCB"), the Government National Mortgage Association ("Ginnie Mae") and the Tennessee Valley Authority ("TVA") are not guaranteed by the U.S. Treasury and are not backed by the full faith and credit of the U.S. Government. U.S. Government securities and securities of government sponsored enterprises are also subject to credit risk, interest rate risk and market risk. It is possible that the U.S. government and government-sponsored enterprises will not be able to meet their payment obligations in the future, which would adversely affect the value of the fund's investments; and
- **U.S. Treasury obligations risk** is the risk that the market value of U.S. Treasury obligations may vary due to fluctuations in interest rates. In addition, changes to the financial condition or credit rating of the U.S. Government may cause the market value of the fund's investments in obligations issued by the U.S. Treasury to decline. Certain political events in the U.S., such as a prolonged government shutdown or potential default on the national debt, may also cause investors to lose confidence in the U.S. Government and may cause the market value of U.S. Treasury obligations to decline.

Performance | The fund is the successor to the Chartwell Small Cap Growth Fund ("Predecessor Fund") pursuant to a reorganization involving the fund and the Predecessor Fund that occurred on July 1, 2022. The Class I shares of the fund have adopted the performance history and financial statements of the Predecessor Fund. Prior to April 26, 2024, the Class I shares of the fund were designated as Class Chartwell shares. Prior to the date of the reorganization, the fund had no investment operations. Accordingly, the performance information, including information on fees and expenses and financial information provided in this prospectus for periods prior to the reorganization (the fund's commencement of operations) is historical information for the Predecessor Fund. Given the above, unless specifically stated otherwise, subsequent references in this section to the fund should be read to include the Predecessor Fund.

The bar chart that follows illustrates annual fund returns for the periods ended December 31. The table that follows compares the fund's returns for various periods with those of a broad-based securities market index, as well as an additional market index with characteristics that are similar to those of the fund. This information is intended to give you some indication of the risk of investing in the fund by demonstrating how its returns have varied over time. The bar chart shows the fund's Class I share performance from one year to another.

Performance information is not shown for the fund's Class A, Class C and Class R-6 shares because those share classes have not been in operation for a full calendar year. Performance information will be available in the prospectus after those share classes have been in operation for a full calendar year. The fund's past performance (before and after taxes) is not necessarily an indication of how the fund will perform in the future. To obtain more current performance data as of the most recent month-end, please visit our website at rjinvestmentmanagement.com.



Carillon Mutual Funds

SUMMARY OF CARILLON CHARTWELL SMALL CAP GROWTH FUND | 5.1.2025

During period (Class I shares):

	Return	Quarter Ended
Best Quarter	27.67%	June 30, 2020
Worst Quarter	(22.31)%	December 31, 2018

Average annual total returns (for the periods ended December 31, 2024):

Fund return (after deduction of sales charges and expenses)

For the periods prior to the reorganization (the fund's commencement of operations), the performance is the historical performance of the Predecessor Fund.

Share Class	1-yr	5-yr	Since Inception (June 16, 2017)
Class I – Before Taxes	36.02%	13.82%	12.84%
After Taxes on Distributions	33.62%	11.52%	11.30%
After Taxes on Distributions and Sale of Fund Shares	22.29%	10.45%	7.58%

Index (reflects no deduction for fees, expenses or taxes)

	1-yr	5-yr	Since Inception (June 16, 2017)
Russell 3000® Index (1)	23.81%	13.86%	13.71%
Russell 2000® Growth Index	15.15%	6.86%	8.31%

(1) In accordance with new regulatory requirements, the fund has selected a new broad-based securities market index. The former performance index is being maintained as an additional index as it shows how the fund's performance compares to an index with characteristics that are more representative of the fund's investment strategy.

After-tax returns are calculated using the historically highest individual federal marginal income tax rates and do not reflect the impact of state and local taxes. Actual after-tax returns depend on an investor's tax situation and may differ from those shown. After-tax returns shown are not relevant to investors who hold their fund shares through tax-deferred arrangements, such as a 401(k) plan or individual retirement account ("IRA"). The return after taxes on distributions and sale of fund shares may exceed the return before taxes due to an assumed tax benefit from any losses on a sale of fund shares at the end of the measurement period.

Investment Adviser | Carillon Tower Advisers, Inc. is the fund's investment adviser.

Subadviser | Chartwell Investment Partners, LLC ("Chartwell") serves as the subadviser to the fund.

Portfolio Managers | Frank L. Sustersic, CFA® and Theresa H. Tran, CFA® are the Portfolio Managers of the fund and are jointly and primarily responsible for all aspects of the fund's management. Mr. Sustersic and Ms. Tran have managed the fund since July 2022. Mr. Sustersic served as the Portfolio Manager of the Predecessor Fund from its inception in 2017 through June 2022.

Purchase and sale of fund shares | You may purchase, redeem, or exchange Class A, C, and I shares of the fund on any business day through your financial intermediary by telephone (800.421.4184), or by mail. Prior to June 2, 2025, purchases, redemptions and exchanges should be mailed to Carillon Family of Funds, c/o U.S. Bank Global Fund Services, P.O. Box 701, Milwaukee, WI 53201-0701 (for regular mail) or 615 East Michigan Street, Third Floor, Milwaukee, WI, 53202 (for overnight service). Effective June 2, 2025, purchases, redemptions and exchanges should be mailed to Carillon Family of Funds, c/o U.S. Bank Global Fund Services, P.O. Box 219252, Kansas City, MO 64121-9252 (for regular mail) or 801 Pennsylvania Avenue, Suite 219252, Kansas City, MO, 64105-1307 (for overnight service). In Class A and Class C shares, the minimum purchase amount is \$1,000 for regular accounts, \$100 for retirement accounts and \$50 through a periodic investment program, with a minimum subsequent investment plan of \$50 per month. For individual

investors, the minimum initial purchase for Class I shares is \$1,000, while fee-based plan sponsors set their own minimum requirements. For Class R-6 shares, other than those purchased through a participating retirement plan, the minimum initial purchase is \$1,000,000. For Class R-6 shares purchased through a participating retirement plan, the minimum initial purchase is set by the plan administrator.

Tax information | The dividends you receive from the fund will be taxed as ordinary income or net capital gain (i.e., the excess of net long-term capital gain over net short-term capital loss) unless you are investing through a tax-deferred arrangement, such as a 401(k) plan or an IRA, in which case you may be subject to federal income tax on withdrawals from the arrangement.

Payments to broker-dealers and other financial intermediaries | If you purchase shares of the fund through a broker-dealer or other financial intermediary (such as a bank), the fund and its related companies may pay the intermediary for the sale of fund shares and related services. These payments may create a conflict of interest by influencing the broker-dealer or other intermediary and your salesperson to recommend the fund over another investment. Ask your salesperson or visit your financial intermediary's website for more information.

Carillon Mutual Funds

SUMMARY OF CARILLON CHARTWELL SMALL CAP VALUE FUND | 5.1.2025

Investment objective | The Carillon Chartwell Small Cap Value Fund ("Small Cap Value Fund" or the "fund") seeks long-term capital appreciation.

Fees and expenses of the fund | The tables that follow describe the fees and expenses that you may pay if you buy, hold, and sell shares of the Small Cap Value Fund. **You may pay other fees, such as brokerage commissions and other fees to financial intermediaries, which are not reflected in the tables and examples below.** You may qualify for sales discounts if you and your family invest, or agree to invest in the future, at least \$25,000 in the Class A shares of the Carillon Family of Funds. More information about these and other discounts, including through specific financial intermediaries, is available from your financial professional, on page 147 of the fund's Prospectus and on page 74 of the fund's Statement of Additional Information.

Shareholder fees (fees paid directly from your investment):

	Class A	Class C	Class I	Class R-6
Maximum Sales Charge Imposed on Purchases (as a % of offering price)	4.75%	None	None	None
Maximum Deferred Sales Charge (as a % of original purchase price or redemption proceeds, whichever is lower)	None (a)	1.00% (a)	None	None
Redemption Fee	None	None	None	None

Annual fund operating expenses (expenses that you pay each year as a percentage of the value of your investment):

	Class A	Class C	Class I	Class R-6
Management Fees	0.80%	0.80%	0.80%	0.80%
Distribution and Service (12b-1) Fees	0.25%	1.00%	0.00%	0.00%
Other Expenses	0.37%	0.37%	0.44%	0.26%
Total Annual Fund Operating Expenses	1.42%	2.17%	1.24%	1.06%
Fee Waiver and/or Expense Reimbursement (b)	(0.07%)	(0.07%)	(0.19%)	(0.11%)
Total Annual Fund Operating Expenses After Fee Waiver and/or Expense Reimbursement	1.35%	2.10%	1.05%	0.95%

(a) If you purchased \$1,000,000 or more of Class A shares of a Carillon mutual fund that were not otherwise eligible for a sales charge waiver and sell the shares within 18 months from the date of purchase, you may pay up to a 1% contingent deferred sales charge ("CDSC") at the time of sale. If you sell Class C shares less than one year after purchase, you will pay a 1% CDSC at the time of sale.

(b) Carillon Tower Advisers, Inc. ("Carillon") has contractually agreed to waive its investment advisory fee and/or reimburse certain expenses of the fund to the extent that annual operating expenses of each class exceed a percentage of that class' average daily net assets through April 30, 2026 as follows: Class A – 1.35%, Class C – 2.10%, Class I – 1.05% and Class R-6 – 0.95%. This expense limitation excludes interest, taxes, brokerage commissions, costs relating to investments in other investment companies (acquired fund fees and expenses), dividend and interest costs, and extraordinary expenses. The contractual fee waivers can be changed only with the approval of a majority of the fund's Board of Trustees. Any reimbursement of fund expenses or reduction in Carillon's investment advisory fees is subject to recoupment by Carillon within the following two fiscal years, provided that such recoupment will not cause the fund's expense ratio to exceed both the expense cap at the time such amounts were waived or reimbursed, or the fund's then-current expense cap.

Expense example | This example is intended to help you compare the cost of investing in the fund with the cost of investing in other mutual funds. The example assumes that you invest \$10,000 in the fund for the time periods indicated and then redeem all of your shares at the end of those periods. The example also assumes that your investment has a 5% return each year and that the fund's operating expenses remain the same, except that the example reflects the fee waiver/expense reimbursement arrangement for each share class through April 30, 2026. Your costs would be the same whether you sold your shares or continued to hold them at the end of the period. Although your actual costs may be higher or lower, based on these assumptions your costs would be:

Share Class	Year 1	Year 3	Year 5	Year 10
Class A	\$606	\$896	\$1,208	\$2,090
Class C	\$313	\$672	\$1,158	\$2,498
Class I	\$107	\$375	\$663	\$1,483
Class R-6	\$97	\$326	\$574	\$1,284

Portfolio turnover | The fund pays transaction costs, such as commissions, when it buys and sells securities (or “turns over” its portfolio). A higher portfolio turnover rate may indicate higher transaction costs and may result in higher taxes when fund shares are held in a taxable account. These costs, which are not reflected in annual fund operating expenses or in the example, affect the fund’s performance. During the most recent fiscal year, the fund’s portfolio turnover rate was 44% of the average value of its portfolio.

Principal investment strategies | Under normal circumstances, the fund will invest at least 80% of its net assets (including amounts borrowed for investment purposes) in common stocks of small capitalization U.S. companies. The fund’s subadviser considers small capitalization companies to be those companies that, at the time of initial purchase, have a market capitalization within the range of the Russell 2000 Value Index during the most recent 12-month period (which was approximately \$8.22 million and \$24.8 billion as of December 31, 2024). The Russell 2000 Value Index is reconstituted annually. Because the fund’s subadviser defines small capitalization companies by reference to an index, the range of market capitalization of companies in which the fund invests may vary with market conditions. The fund may continue to hold securities of companies whose market capitalization was within the range of the Russell 2000 Value Index, at the time of initial purchase, but whose current market capitalization may be outside of that range.

The fund typically invests in common stocks, including U.S. dollar denominated securities of issuers based outside of the U.S. (“foreign issuers”) and real estate investment trusts (“REITs”). REITs are companies that own, and typically operate, income-producing real estate or real estate-related assets. The fund may invest up to 20% of its assets in foreign issuers. The fund may have significant exposure to the Financials sector. However, as the sector composition of the fund’s portfolio changes over time, the fund’s exposure to this sector may be lower at a future date and the fund’s exposure to other market sectors may be higher. The subadviser also may purchase exchange-traded funds (“ETFs”) designed to track U.S. small-cap indices to manage the fund’s cash holdings and gain exposure to the types of securities in which the fund primarily invests. ETFs are investment companies that invest in portfolios of securities, often designed to track particular market segments or indices, the shares of which are bought and sold on a securities exchange.

The fund generally invests in companies that its sub-adviser believes to be undervalued. The subadviser’s investment approach relies heavily on valuation history to identify opportunities and prioritizes companies with durable businesses, strong balance sheets, and improving fundamental prospects. Under normal market conditions, the subadviser generally expects that an investment in any single issuer will comprise 5% or less of the total value of the assets in the portfolio. The subadviser also expects that the fund’s exposure to any one sector will range from 50% to 150% of the weight of that sector in the Russell 2000 Value Index. However, for smaller sectors, the fund’s exposure generally will be no more than 5 percentage points above or below the weight of that sector in the Russell 2000 Value Index.

The fund may lend its securities to broker-dealers and other financial institutions to earn additional income.

Principal risks | The greatest risk of investing in the fund is that you could lose money. The fund invests primarily in securities whose values may increase and decrease in response to the activities of the companies that issued such securities, general market conditions and/or economic conditions. As a result, the fund’s net asset value (“NAV”) may also increase and decrease. An investment in the fund is not a deposit with a bank and is not insured or guaranteed by the Federal Deposit Insurance Corporation or any other government agency. Investments in the fund are subject to the following primary risks. The most significant risks of investing in the fund as of the date of this Prospectus are listed first below, followed by the remaining risks in alphabetical order. Each risk summarized below is considered a “principal risk” of investing in the fund, regardless of the order in which it appears. Different risks may be more significant at different times depending on market conditions or other factors.

- **Market risk** is the risk that markets may at times be volatile, and the values of the fund’s holdings may decline, sometimes significantly and/or rapidly, because of adverse issuer-specific conditions or general market conditions, including a broad stock market decline, which are not specifically related to a particular issuer. Geopolitical and other events, including war, terrorism, economic uncertainty, trade disputes, pandemics, public health crises, natural disasters and related events have led, and in the future may continue to lead, to instability in world economies and markets generally and reduced liquidity in equity, credit and fixed-income markets, which may disrupt economies and markets and adversely affect the value of your investment. The imposition by the U.S. of tariffs on goods imported from foreign countries and reciprocal tariffs levied on U.S. goods by those countries also may lead to volatility and instability in domestic and foreign markets. Policy changes by the U.S. government and/or Federal Reserve and political events within the U.S. and abroad, such as changes in the U.S. presidential administration and Congress, the U.S. government’s inability at times to agree on a long-term budget and deficit reduction plan, the threat or occurrence of a federal government shutdown and threats or the occurrence of a failure to increase the federal government’s debt limit, which could result in a default on the government’s obligations, may affect investor and consumer confidence and may adversely impact financial markets and the broader economy, perhaps suddenly and to a significant degree. These and other conditions may cause broad changes in market value, the general outlook for corporate earnings, public perceptions concerning these developments or adverse investment sentiment generally. Changes in the financial condition of a single issuer, industry or market segment also can impact the market as a whole. In addition, adverse market events may lead to increased redemptions, which could cause the fund to experience a loss when selling securities to meet redemption requests by shareholders. Adverse market conditions may be prolonged and may not have the same impact on all types of securities. Conversely, it is also possible that, during a general downturn in the securities markets, multiple asset classes may decline in value simultaneously. Changes in value may be temporary or may last for extended periods. The financial markets generally move in cycles, with periods of rising prices followed by periods of declining prices. The value of your investment may reflect these fluctuations.

Recent market events risk includes risks arising from current and recent circumstances impacting markets. Both U.S. and international markets have experienced significant volatility in recent months and years. As a result of such volatility, investment returns may fluctuate significantly.

Moreover, the risks discussed herein associated with an investment in the fund may be increased. Both U.S. and international markets have experienced significant volatility in recent years. As a result of such volatility, investment returns may fluctuate significantly. National economies are substantially interconnected, as are global financial markets, which creates the possibility that conditions in one country or region might adversely impact issuers in a different country or region. However, the interconnectedness of economies and/or markets may be changing, which may impact such economies and markets in ways that cannot be foreseen at this time.

Some countries, including the U.S., have adopted more protectionist trade policies, including trade tariffs and other trade barriers, which is a trend that appears to be continuing globally. Slowing global economic growth, the rise in protectionist trade policies, inflationary pressures, changes to some major international trade agreements, risks associated with trade agreements between countries and regions, including the U.S. and other foreign nations, political or economic dysfunction within some countries or regions, including the U.S., and dramatic changes in consumer sentiment and commodity and currency prices could affect the economies and markets of many nations, including the U.S., in ways that cannot necessarily be foreseen at the present time and may create significant market volatility. In addition, these policies, including the impact on the U.S. dollar, may decrease foreign demand for U.S. assets, which could have a negative impact on certain issuers and/or industries.

Although interest rates were unusually low in recent years in the U.S. and abroad, in 2022, the Federal Reserve and certain foreign central banks began to raise interest rates as part of their efforts to address rising inflation. The Federal Reserve and certain foreign central banks subsequently started to lower interest rates in September 2024, though economic or other factors, such as inflation, could lead to the Federal Reserve stopping or reversing these changes. It is difficult to accurately predict the pace at which interest rates might change, the timing, frequency or magnitude of any such changes in interest rates, or when such changes might stop or again reverse course. Additionally, various economic and political factors could cause the Federal Reserve or another foreign central bank to change their approach in the future and such actions may result in an economic slowdown in the U.S. and abroad. Unexpected changes in interest rates could lead to significant market volatility or reduce liquidity in certain sectors of the market.

Deteriorating economic fundamentals may, in turn, increase the risk of default or insolvency of particular issuers, negatively impact market value, cause credit spreads to widen, and reduce bank balance sheets. Any of these could cause an increase in market volatility, reduce liquidity across various markets or decrease confidence in the markets.

Tensions, war, or open conflict between nations, such as between Russia and Ukraine, in the Middle East or in eastern Asia could affect the economies of many nations, including the United States. The duration of ongoing hostilities in the Middle East and between Russia and Ukraine, and any sanctions and related events cannot be predicted. Those events present material uncertainty and risk with respect to markets globally and the performance of the fund and its investments or operations could be negatively impacted.

Regulators in the U.S. have adopted a number of changes to regulations involving the markets and issuers, some of which apply to the fund. The full effect of various newly-adopted regulations is not currently known. Due to the broad scope of the regulations being adopted, certain of these changes to regulations could limit the fund's ability to pursue its investment strategies or make certain investments, or may make it more costly for the fund to operate, which may impact performance. Additionally, it is possible that recently adopted regulations could be further revised or rescinded, which creates material uncertainty regarding their impact to the fund.

Advancements in technology, including advanced development and increased regulation of artificial intelligence, may adversely impact market movements and liquidity. As artificial intelligence is used more widely, the profitability and growth of certain issuers and industries may be negatively impacted in ways that cannot be foreseen and could adversely impact its performance.

High public debt in the U.S. and other countries creates ongoing systemic and market risks and policymaking uncertainty. There is no assurance that the U.S. Congress will act to raise the nation's debt ceiling; a failure to do so could cause market turmoil and substantial investment risks that cannot now be fully predicted. Unexpected political, regulatory and diplomatic events within the U.S. and abroad may affect investor and consumer confidence and may adversely impact financial markets and the broader economy.

Global climate change can have potential effects on property and security values. Certain issuers, industries and regions may be adversely affected by the impacts of climate change in ways that cannot be foreseen. The impact of legislation, regulation and international accords related to climate change, including any direct or indirect consequences, may negatively impact certain issuers, industries and regions;

- **Equity securities** are subject to market risk. In general, the values of stocks and other equity securities fluctuate, sometimes widely, in response to changes in a company's financial condition as well as general market, economic and political conditions and other factors. The fund may invest in the following equity securities, which may expose the fund to the following additional risks:
 - **Common stocks.** The value of a company's common stock may fall as a result of factors affecting the company, companies in the same industry or sector, or the financial markets overall. Common stock generally is subordinate to preferred stock upon the liquidation or bankruptcy of the issuing company;
 - **REITs.** Investments in REITs are subject to the risks associated with investing in the real estate industry, such as adverse developments affecting the real estate industry and real property values, and are dependent upon the skills of their managers. REITs may not be diversified geographically or by property or tenant type. REITs typically incur fees that are separate from those incurred by the fund, meaning the fund, as a shareholder, will indirectly bear a proportionate share of a REIT's operating expenses;
- **Small-cap company risk** arises because small-cap companies involve greater risks than investing in large- capitalization companies. Small-cap companies generally have lower volume of shares traded daily, less liquid stock, a more volatile share price, a limited product or service base, narrower commercial markets and more limited access to capital, compared to larger, more established companies. These factors increase risks and make these companies more likely to fail than companies with larger market capitalizations, and could increase the volatility of a fund's portfolio and performance. Generally, the smaller the company size, the greater these risks;
- **Foreign securities risks**, which are potential risks not associated with U.S. investments, may include, but are not limited to: (1) currency exchange rate fluctuations; (2) political and financial instability; (3) less liquidity; (4) lack of uniform accounting, auditing, recordkeeping and financial reporting standards; (5) increased volatility; (6) less government regulation and supervision of foreign stock exchanges, brokers and listed companies; (7) significant limitations on investor rights and recourse; (8) use of unfamiliar corporate organizational structures; (9) unavailable or unreliable public information regarding issuers; and (10) delays in transaction settlement in some foreign markets. Additionally, trading in foreign markets generally involves higher transaction costs than trading in U.S. markets. The unavailability and/or unreliability of public information available may impede the fund's ability to accurately evaluate foreign securities. Moreover, it may be difficult to enforce contractual obligations or invoke judicial or arbitration processes against non-U.S. companies and non-U.S. persons in foreign jurisdictions. The risks associated with investments in governmental or quasi-governmental entities of a foreign country are heightened by the potential for unexpected governmental change and inadequate government oversight;
- **Management and strategy risk** is the risk that the value of your investment depends on the judgment of the fund's subadviser about the quality, relative yield or value of, or market trends affecting, a particular security, industry, sector, region, or market segment, or about the economy or interest rates generally. This judgment may prove to be incorrect or otherwise may not produce the intended results, which may result in losses to the fund. Investment strategies employed by the fund's subadviser in selecting investments for the fund may not result in an increase in the value of your investment or in overall performance equal to other investments;
- **Investing in other investment companies, including ETFs**, carries with it the risk that, by investing in another investment company, the fund will be exposed to the risks of the types of investments in which the investment company invests. The fund and its shareholders will indirectly bear the fund's proportionate share of the fees and expenses paid by shareholders of the other investment company, in addition to the fees and expenses fund shareholders directly bear in connection with the fund's own operations. ETF shares may trade at a premium or discount to their net asset value. An ETF that tracks an index may not precisely replicate the returns of its benchmark index;
- **Sector risk** is the risk associated with the fund holding a core portfolio of stocks invested in similar businesses, all of which could be affected by similar economic or market conditions. The prices of securities of issuers in a particular industry or sector may be more susceptible to fluctuations due to changes in economic or business conditions, government regulations, availability of basic resources or supplies, contagion risk within a particular industry or sector or to other industries or sectors, or other events that affect the industry or sector more than securities of issuers in other industries and sectors. As the fund's portfolio changes over time, the fund's exposure to a particular sector may become higher or lower.

Financials sector risk is that risk that financial services companies are subject to extensive governmental regulation, which may limit both the amounts and types of loans and other financial commitments they can make, the interest rates and fees they can charge, the scope of their activities, the prices they can charge and the amount of capital they must maintain. Profitability is largely dependent on the availability and cost of capital funds and can fluctuate significantly when interest rates change or due to increased competition. In addition, deterioration of the credit markets generally may cause an adverse impact in a broad range of markets, including U.S. and international credit and interbank money markets generally, thereby affecting a wide range of financial institutions and markets. Securities of financial services companies may experience a dramatic decline in value when such companies experience substantial declines in the valuations of their assets, take action to raise capital (such as the issuance of debt or equity securities), or cease operations;

- **Securities lending risk** is the risk that, if the fund lends its portfolio securities and receives collateral in the form of cash that is reinvested in securities, those securities may not perform sufficiently to cover the return collateral payments owed to borrowers. In addition, delays may occur in the recovery of securities from borrowers, which could interfere with the fund's ability to vote proxies or to settle transactions and there may be a loss of rights in the collateral should the borrower fail financially; and
- **Value stock risk** arises from the possibility that a stock's intrinsic value may not be fully realized by the market or that its price may decline. If a value investment style shifts out of favor based on market conditions and investor sentiment, the fund could underperform funds that use a non-value approach to investing or have a broader investment style.

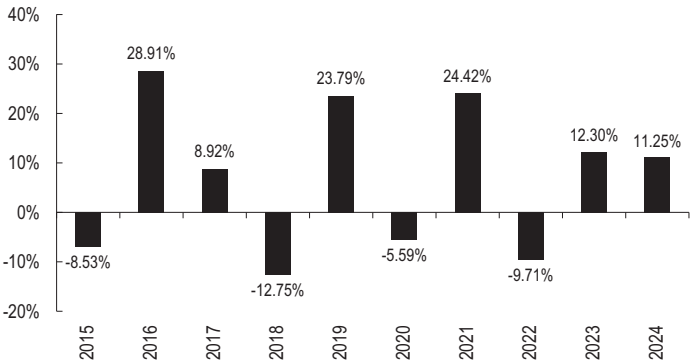
Carillon Mutual Funds

SUMMARY OF CARILLON CHARTWELL SMALL CAP VALUE FUND | 5.1.2025

Performance | The fund is the successor to the Chartwell Small Cap Value Fund (“Predecessor Fund”) pursuant to a reorganization involving the fund and the Predecessor Fund that occurred on July 1, 2022. The Class I shares of the fund have adopted the performance history and financial statements of the Predecessor Fund. Prior to April 26, 2024, the Class I shares of the fund were designated as Class Chartwell shares. Prior to the date of the reorganization, the fund had no investment operations. Accordingly, the performance information, including information on fees and expenses and financial information provided in this prospectus for periods prior to the reorganization (the fund’s commencement of operations) is historical information for the Predecessor Fund. Given the above, unless specifically stated otherwise, subsequent references in this section to the fund should be read to include the Predecessor Fund, as well as the other predecessor funds described below.

Prior to this reorganization, the Predecessor Fund acquired the assets and liabilities of the Chartwell Small Cap Value Fund (the “IMST Predecessor Fund,” and together with the Chartwell Predecessor Fund, the “Predecessor Funds”), a series of Investment Managers Series Trust, on July 17, 2017. As a result of the reorganization, the fund is the accounting successor of the Predecessor Funds. Performance results shown in the bar chart and the performance table below reflect the performance of the IMST Predecessor Fund for the period prior to July 17, 2017. The bar chart that follows illustrates annual fund returns for the periods ended December 31. The table that follows compares the fund’s returns for various periods with the returns of a broad-based securities market index, as well as an additional market index with characteristics that are similar to those of the fund. This information is intended to give you some indication of the risk of investing in the fund by demonstrating how its returns have varied over time. The bar chart shows the fund’s Class I share performance from one year to another.

Performance information is not shown for the fund’s Class A, Class C and Class R-6 shares because those share classes have not been in operation for a full calendar year. Performance information will be available in the prospectus after those share classes have been in operation for a full calendar year. The fund’s past performance (before and after taxes) is not necessarily an indication of how the fund will perform in the future. To obtain more current performance data as of the most recent month-end, please visit our website at rjinvestmentmanagement.com.



During 10 year period (Class I shares):

	Return	Quarter Ended
Best Quarter	25.75%	December 31, 2020
Worst Quarter	(35.01)%	March 31, 2020

Average annual total returns (for the periods ended December 31, 2024):

Fund return (after deduction of sales charges and expenses)

For the periods prior to the reorganization (the fund’s commencement of operations), the performance is the historical performance of the Predecessor Funds.

Share Class	1-yr	5-yr	10-yr
Class I – Before Taxes	11.25%	5.79%	6.28%
After Taxes on Distributions	3.36%	3.49%	4.69%
After Taxes on Distributions and Sale of Fund Shares	12.14%	4.42%	4.89%

Index (reflects no deduction for fees, expenses or taxes)

	1-yr	5-yr	10-yr
Russell 3000® Index (1)	23.81%	13.86%	12.55%
Russell 2000® Value Index	8.05%	7.29%	7.14%

(1) In accordance with new regulatory requirements, the fund has selected a new broad-based securities market index. The former performance index is being maintained as an additional index as it shows how the fund's performance compares to an index with characteristics that are more representative of the fund's investment strategy.

After-tax returns are calculated using the historically highest individual federal marginal income tax rates and do not reflect the impact of state and local taxes. Actual after-tax returns depend on an investor's tax situation and may differ from those shown. After-tax returns shown are not relevant to investors who hold their fund shares through tax-deferred arrangements, such as a 401(k) plan or individual retirement account ("IRA"). The return after taxes on distributions and sale of fund shares may exceed the return before taxes due to an assumed tax benefit from any losses on a sale of fund shares at the end of the measurement period.

Investment Adviser | Carillon Tower Advisers, Inc. is the fund's investment adviser.

Subadviser | Chartwell Investment Partners, LLC ("Chartwell") serves as the subadviser to the fund.

Portfolio Managers | T. Ryan Harkins, CFA®, who has served as Portfolio Manager of the fund since its inception on July 1, 2022, and Reid T. Halloran, who has served as Portfolio Manager of the fund since January 1, 2024, are jointly and primarily responsible for the day-to-day management of the fund. Mr. Harkins served as a member of the Predecessor Fund's portfolio management team from March 1, 2020 through June 2022.

Purchase and sale of fund shares | You may purchase, redeem, or exchange Class A, C, and I shares of the fund on any business day through your financial intermediary, by telephone (800.421.4184), or by mail. Prior to June 2, 2025, purchases, redemptions and exchanges should be mailed to Carillon Family of Funds, c/o U.S. Bank Global Fund Services, P.O. Box 701, Milwaukee, WI 53201-0701 (for regular mail) or 615 East Michigan Street, Third Floor, Milwaukee, WI, 53202 (for overnight service). Effective June 2, 2025, purchases, redemptions and exchanges should be mailed to Carillon Family of Funds, c/o U.S. Bank Global Fund Services, P.O. Box 219252, Kansas City, MO 64121-9252 (for regular mail) or 801 Pennsylvania Avenue, Suite 219252, Kansas City, MO, 64105-1307 (for overnight service). In Class A and Class C shares, the minimum purchase amount is \$1,000 for regular accounts, \$100 for retirement accounts and \$50 through a periodic investment program, with a minimum subsequent investment plan of \$50 per month. For individual investors, the minimum initial purchase for Class I shares is \$1,000, while fee-based plan sponsors set their own minimum requirements. For Class R-6 shares, other than those purchased through a participating retirement plan, the minimum initial purchase is \$1,000,000. For Class R-6 shares purchased through a participating retirement plan, the minimum initial purchase is set by the plan administrator.

Tax information | The dividends you receive from the fund will be taxed as ordinary income or net capital gain (i.e., the excess of net long-term capital gain over net short-term capital loss) unless you are investing through a tax-deferred arrangement, such as a 401(k) plan or an IRA, in which case you may be subject to federal income tax on withdrawals from the arrangement.

Payments to broker-dealers and other financial intermediaries | If you purchase shares of the fund through a broker-dealer or other financial intermediary (such as a bank), the fund and its related companies may pay the intermediary for the sale of fund shares and related services. These payments may create a conflict of interest by influencing the broker-dealer or other intermediary and your salesperson to recommend the fund over another investment. Ask your salesperson or visit your financial intermediary's website for more information.

Investment objective | The Carillon ClariVest Capital Appreciation Fund (“Capital Appreciation Fund” or the “fund”) seeks long-term capital appreciation.

Fees and expenses of the fund | The tables that follow describe the fees and expenses that you may pay if you buy, hold, and sell shares of the Capital Appreciation Fund. **You may pay other fees, such as brokerage commissions and other fees to financial intermediaries, which are not reflected in the tables and examples below.** You may qualify for sales discounts if you and your family invest, or agree to invest in the future, at least \$25,000 in the Class A shares of the Carillon Family of Funds. More information about these and other discounts, including through specific financial intermediaries, is available from your financial professional, on page 147 of the fund’s Prospectus and on page 74 of the fund’s Statement of Additional Information.

Shareholder fees (fees paid directly from your investment):

	Class A	Class C	Class I	Class R-6
Maximum Sales Charge Imposed on Purchases (as a % of offering price)	4.75%	None	None	None
Maximum Deferred Sales Charge (as a % of original purchase price or redemption proceeds, whichever is lower)	None (a)	1.00% (a)	None	None
Redemption Fee	None	None	None	None

Annual fund operating expenses (expenses that you pay each year as a percentage of the value of your investment):

	Class A	Class C	Class I	Class R-6
Management Fees (b)	0.50%	0.50%	0.50%	0.50%
Distribution and Service (12b-1) Fees	0.25%	1.00%	0.00%	0.00%
Other Expenses	0.25%	0.25%	0.25%	0.17%
Total Annual Fund Operating Expenses	1.00%	1.75%	0.75%	0.67%
Fee Waiver and/or Expense Reimbursement (c)	0.00%	0.00%	0.00%	(0.02)%
Total Annual Fund Operating Expenses After Fee Waiver and/or Expense Reimbursement	1.00%	1.75%	0.75%	0.65%

(a) If you purchased \$1,000,000 or more of Class A shares of a Carillon mutual fund that were not otherwise eligible for a sales charge waiver and sell the shares within 18 months from the date of purchase, you may pay up to a 1% contingent deferred sales charge (“CDSC”) at the time of sale. If you sell Class C shares less than one year after purchase, you will pay a 1% CDSC at the time of sale.

(b) Management Fees have been restated to reflect the current contractual fee rate effective May 1, 2025.

(c) Carillon Tower Advisers, Inc. (“Carillon”) has contractually agreed to waive its investment advisory fee and/or reimburse certain expenses of the fund to the extent that annual operating expenses of each class exceed a percentage of that class’ average daily net assets through April 30, 2026 as follows: Class R-6 - 0.65%. This expense limitation excludes interest, taxes, brokerage commissions, costs relating to investments in other investment companies (acquired fund fees and expenses), dividend and interest costs, and extraordinary expenses. The contractual fee waivers can be changed only with the approval of a majority of the fund’s Board of Trustees. Any reimbursement of fund expenses or reduction in Carillon’s investment advisory fees is subject to recoupment by Carillon within the following two fiscal years, provided that such recoupment will not cause the fund’s expense ratio to exceed both the expense cap at the time such amounts were waived or reimbursed, or the fund’s then-current expense cap.

Expense example | This example is intended to help you compare the cost of investing in the fund with the cost of investing in other mutual funds. The example assumes that you invest \$10,000 in the fund for the time periods indicated and then redeem all of your shares at the end of those periods. The example also assumes that your investment has a 5% return each year and that the fund's operating expenses remain the same, except that the example reflects the fee waiver/expense reimbursement arrangement for Class R-6 through April 30, 2026. Your costs would be the same whether you sold your shares or continued to hold them at the end of the period. Although your actual costs may be higher or lower, based on these assumptions your costs would be:

Share Class	Year 1	Year 3	Year 5	Year 10
Class A	\$572	\$778	\$1,001	\$1,641
Class C	\$278	\$551	\$949	\$2,062
Class I	\$77	\$240	\$417	\$930
Class R-6	\$66	\$212	\$371	\$833

Portfolio turnover | The fund pays transaction costs, such as commissions, when it buys and sells securities (or "turns over" its portfolio). A higher portfolio turnover rate may indicate higher transaction costs and may result in higher taxes when fund shares are held in a taxable account. These costs, which are not reflected in annual fund operating expenses or in the example, affect the fund's performance. During the most recent fiscal year, the fund's portfolio turnover rate was 22% of the average value of its portfolio.

Principal investment strategies | During normal market conditions, the Capital Appreciation Fund seeks to achieve its objective by investing at least 65% of its net assets in common stocks of companies that have the potential for attractive long-term growth in earnings, cash flow and total worth of the company. In addition, the portfolio management team prefers to purchase stocks that appear to be underpriced in relation to the company's long-term growth fundamentals. The strategy of the fund's portfolio management team is based upon systematic analysis of fundamental and technical factors, significantly aided by a quantitative process. The fund typically invests in the stocks of large- and mid-capitalization companies, but may invest in the stocks of companies of any size without regard to market capitalization. Although the portfolio management team generally does not emphasize investment in any particular investment sector or industry, the fund may invest a significant portion of its assets in the securities of companies in the information technology sector at any given time. The fund may sell securities when they no longer meet the portfolio management team's investment criteria.

The fund may lend its securities to broker-dealers and other financial institutions to earn additional income.

Principal risks | The greatest risk of investing in the fund is that you could lose money. The fund invests primarily in securities whose values may increase and decrease in response to the activities of the companies that issued such securities, general market conditions and/or economic conditions. As a result, the fund's net asset value ("NAV") may also increase and decrease. An investment in the fund is not a deposit with a bank and is not insured or guaranteed by the Federal Deposit Insurance Corporation or any other government agency. Investments in the fund are subject to the following primary risks. The most significant risks of investing in the fund as of the date of this Prospectus are listed first below, followed by the remaining risks in alphabetical order. Each risk summarized below is considered a "principal risk" of investing in the fund, regardless of the order in which it appears. Different risks may be more significant at different times depending on market conditions or other factors.

- **Equity securities are subject to market risk.** In general, the values of stocks and other equity securities fluctuate, sometimes widely, in response to changes in a company's financial condition as well as general market, economic and political conditions and other factors. The fund may invest in the following equity securities, which may expose the fund to the following additional risks:
 - **Common stocks.** The value of a company's common stock may fall as a result of factors affecting the company, companies in the same industry or sector, or the financial markets overall. Common stock generally is subordinate to preferred stock upon the liquidation or bankruptcy of the issuing company;
- **Growth stock risk** is the risk of a growth company not providing an expected sales or earnings increase or dividend yield. When these expectations are not met, the prices of these stocks may decline, even if earnings showed an absolute increase. If a growth investment style shifts out of favor based on market conditions and investor sentiment, the fund could underperform funds that use a value or other non-growth approach to investing or have a broader investment style;
- **Market risk** is the risk that markets may at times be volatile, and the values of the fund's holdings may decline, sometimes significantly and/or rapidly, because of adverse issuer-specific conditions or general market conditions, including a broad stock market decline, which are not specifically related to a particular issuer. Geopolitical and other events, including war, terrorism, economic uncertainty, trade disputes, pandemics, public health crises, natural disasters and related events have led, and in the future may continue to lead, to instability in world economies and markets generally and reduced liquidity in equity, credit and fixed-income markets, which may disrupt economies and markets and adversely affect the value of your investment. The imposition by the U.S. of tariffs on goods imported from foreign countries and reciprocal tariffs levied on U.S. goods by those countries also may lead to volatility and instability in domestic and foreign markets. Policy changes by the U.S. government and/or Federal Reserve and political events within the U.S. and abroad,

such as changes in the U.S. presidential administration and Congress, the U.S. government's inability at times to agree on a long-term budget and deficit reduction plan, the threat or occurrence of a federal government shutdown and threats or the occurrence of a failure to increase the federal government's debt limit, which could result in a default on the government's obligations, may affect investor and consumer confidence and may adversely impact financial markets and the broader economy, perhaps suddenly and to a significant degree. These and other conditions may cause broad changes in market value, the general outlook for corporate earnings, public perceptions concerning these developments or adverse investment sentiment generally. Changes in the financial condition of a single issuer, industry or market segment also can impact the market as a whole. In addition, adverse market events may lead to increased redemptions, which could cause the fund to experience a loss when selling securities to meet redemption requests by shareholders. Adverse market conditions may be prolonged and may not have the same impact on all types of securities. Conversely, it is also possible that, during a general downturn in the securities markets, multiple asset classes may decline in value simultaneously. Changes in value may be temporary or may last for extended periods. The financial markets generally move in cycles, with periods of rising prices followed by periods of declining prices. The value of your investment may reflect these fluctuations.

Recent market events risk includes risks arising from current and recent circumstances impacting markets. Both U.S. and international markets have experienced significant volatility in recent months and years. As a result of such volatility, investment returns may fluctuate significantly.

Moreover, the risks discussed herein associated with an investment in the fund may be increased. Both U.S. and international markets have experienced significant volatility in recent years. As a result of such volatility, investment returns may fluctuate significantly. National economies are substantially interconnected, as are global financial markets, which creates the possibility that conditions in one country or region might adversely impact issuers in a different country or region. However, the interconnectedness of economies and/or markets may be changing, which may impact such economies and markets in ways that cannot be foreseen at this time.

Some countries, including the U.S., have adopted more protectionist trade policies, including trade tariffs and other trade barriers, which is a trend that appears to be continuing globally. Slowing global economic growth, the rise in protectionist trade policies, inflationary pressures, changes to some major international trade agreements, risks associated with trade agreements between countries and regions, including the U.S. and other foreign nations, political or economic dysfunction within some countries or regions, including the U.S., and dramatic changes in consumer sentiment and commodity and currency prices could affect the economies and markets of many nations, including the U.S., in ways that cannot necessarily be foreseen at the present time and may create significant market volatility. In addition, these policies, including the impact on the U.S. dollar, may decrease foreign demand for U.S. assets, which could have a negative impact on certain issuers and/or industries.

Although interest rates were unusually low in recent years in the U.S. and abroad, in 2022, the Federal Reserve and certain foreign central banks began to raise interest rates as part of their efforts to address rising inflation. The Federal Reserve and certain foreign central banks subsequently started to lower interest rates in September 2024, though economic or other factors, such as inflation, could lead to the Federal Reserve stopping or reversing these changes. It is difficult to accurately predict the pace at which interest rates might change, the timing, frequency or magnitude of any such changes in interest rates, or when such changes might stop or again reverse course. Additionally, various economic and political factors could cause the Federal Reserve or another foreign central bank to change their approach in the future and such actions may result in an economic slowdown in the U.S. and abroad. Unexpected changes in interest rates could lead to significant market volatility or reduce liquidity in certain sectors of the market.

Deteriorating economic fundamentals may, in turn, increase the risk of default or insolvency of particular issuers, negatively impact market value, cause credit spreads to widen, and reduce bank balance sheets. Any of these could cause an increase in market volatility, reduce liquidity across various markets or decrease confidence in the markets.

Tensions, war, or open conflict between nations, such as between Russia and Ukraine, in the Middle East or in eastern Asia could affect the economies of many nations, including the United States. The duration of ongoing hostilities in the Middle East and between Russia and Ukraine, and any sanctions and related events cannot be predicted. Those events present material uncertainty and risk with respect to markets globally and the performance of the fund and its investments or operations could be negatively impacted.

Regulators in the U.S. have adopted a number of changes to regulations involving the markets and issuers, some of which apply to the fund. The full effect of various newly-adopted regulations is not currently known. Due to the broad scope of the regulations being adopted, certain of these changes to regulations could limit the fund's ability to pursue its investment strategies or make certain investments, or may make it more costly for the fund to operate, which may impact performance. Additionally, it is possible that recently adopted regulations could be further revised or rescinded, which creates material uncertainty regarding their impact to the fund.

Advancements in technology, including advanced development and increased regulation of artificial intelligence, may adversely impact market movements and liquidity. As artificial intelligence is used more widely, the profitability and growth of certain issuers and industries may be negatively impacted in ways that cannot be foreseen and could adversely impact its performance.

High public debt in the U.S. and other countries creates ongoing systemic and market risks and policymaking uncertainty. There is no assurance that the U.S. Congress will act to raise the nation's debt ceiling; a failure to do so could cause market turmoil and substantial investment risks that cannot now be fully predicted. Unexpected political, regulatory and diplomatic events within the U.S. and abroad may affect investor and consumer confidence and may adversely impact financial markets and the broader economy.

Global climate change can have potential effects on property and security values. Certain issuers, industries and regions may be adversely affected by the impacts of climate change in ways that cannot be foreseen. The impact of legislation, regulation and international accords related to climate change, including any direct or indirect consequences, may negatively impact certain issuers, industries and regions;

- **Large cap company risk** arises because large-cap companies may be less responsive to competitive challenges and opportunities, and may be unable to attain high growth rates, relative to smaller companies;
- **Micro-capitalization company risk** arises because micro-cap companies may have less predictable earnings and revenues; experience significant losses; lack an operating history, product lines, or financial resources; have volatile share prices and less liquid markets; and trade less frequently than larger, more established companies;
- **Mid-cap company risk** arises because mid-cap companies may have narrower commercial markets, limited managerial and financial resources, more volatile performance, and less liquid stock, compared to larger, more established companies. Stocks of these companies often trade less frequently and in limited volume and their prices may fluctuate more than stocks of large-capitalization companies. As a result, it may be relatively more difficult for the fund to buy and sell securities of mid-capitalization companies;
- **Quantitative strategy risk** is the risk that the success of the fund's investment strategy may depend in part on the effectiveness of the subadviser's quantitative tools for screening securities. These strategies may incorporate factors that may not be predictive of a security's value. The subadviser's stock selection can be adversely affected if it relies on insufficient, erroneous or outdated data or flawed models or computer systems. The increased use of artificial intelligence or other evolving or emerging technologies presents significant risks and may exacerbate the aforementioned risks;
- **Sector risk** is the risk associated with the fund holding a core portfolio of stocks invested in similar businesses, all of which could be affected by similar economic or market conditions. The prices of securities of issuers in a particular industry or sector may be more susceptible to fluctuations due to changes in economic or business conditions, government regulations, availability of basic resources or supplies, contagion risk within a particular industry or sector or to other industries or sectors, or other events that affect the industry or sector more than securities of issuers in other industries and sectors. As the fund's portfolio changes over time, the fund's exposure to a particular sector may become higher or lower.

Information technology sector risk is the risk that products of information technology companies may face rapid product obsolescence due to technological developments and frequent new product introduction, unpredictable changes in growth rates and competition for the services of qualified personnel. These companies may be smaller or newer and may have limited product lines, markets, financial resources or personnel. Failure to introduce new products, develop and maintain a loyal customer base or achieve general market acceptance for their products could have a material adverse effect on a company's business. Companies in the information technology sector also may be subject to increased government scrutiny or adverse government regulatory action. Additionally, companies in the information technology sector are heavily dependent on intellectual property and the loss of patent, copyright and trademark protections may adversely affect the profitability of these companies. The market prices of information technology-related securities tend to exhibit a greater degree of interest rate risk and market risk and may experience sharper price fluctuations than other types of securities. These securities may fall in and out of favor with investors rapidly, which may cause sudden selling and dramatically lower market prices;

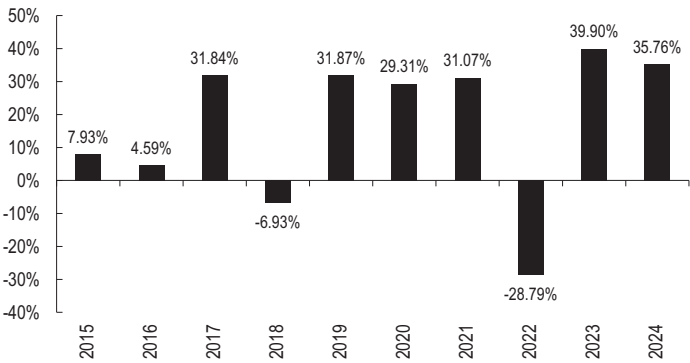
- **Securities lending risk** is the risk that, if the fund lends its portfolio securities and receives collateral in the form of cash that is reinvested in securities, those securities may not perform sufficiently to cover the return collateral payments owed to borrowers. In addition, delays may occur in the recovery of securities from borrowers, which could interfere with the fund's ability to vote proxies or to settle transactions and there may be a loss of rights in the collateral should the borrower fail financially;
- **Small-cap company risk** arises because small-cap companies involve greater risks than investing in large- capitalization companies. Small-cap companies generally have lower volume of shares traded daily, less liquid stock, a more volatile share price, a limited product or service base, narrower commercial markets and more limited access to capital, compared to larger, more established companies. These factors increase risks and make these companies more likely to fail than companies with larger market capitalizations, and could increase the volatility of a fund's portfolio and performance. Generally, the smaller the company size, the greater these risks; and
- **Value stock risk** arises from the possibility that a stock's intrinsic value may not be fully realized by the market or that its price may decline. If a value investment style shifts out of favor based on market conditions and investor sentiment, the fund could underperform funds that use a non-value approach to investing or have a broader investment style.

Performance | The bar chart that follows illustrates annual fund returns for the periods ended December 31. The table that follows compares the fund's returns for various periods with those of a broad-based securities market index, as well as an additional market index with characteristics that are similar to those of the fund. This information is intended to give you some indication of the risk of investing in the fund by demonstrating how its returns have varied over time. The bar chart shows the fund's Class I share performance from one year to another. Each of the fund's share classes is invested in the same portfolio of securities, and the annual returns would have differed only to the extent that the classes do not have the same sales charges and expenses.

Carillon Mutual Funds

SUMMARY OF CARILLON CLARIVEST CAPITAL APPRECIATION FUND | 5.1.2025

The fund's past performance (before and after taxes) is not necessarily an indication of how the fund will perform in the future. To obtain more current performance data as of the most recent month-end, please visit our website at rjinvestmentmanagement.com.



During 10 year period (Class I shares):

	Return	Quarter Ended
Best Quarter	27.28%	June 30, 2020
Worst Quarter	(19.92)%	June 30, 2022

Average annual total returns (for the periods ended December 31, 2024):

Fund return (after deduction of sales charges and expenses)

Share Class	Inception Date	1-yr	5-yr	10-yr	Lifetime (if less than 10 yrs)
Class I – Before Taxes	3/21/06	35.76%	18.05%	15.40%	
After Taxes on Distributions		32.14%	14.82%	12.82%	
After Taxes on Distributions and Sale of Fund Shares		23.80%	13.85%	12.06%	
Class A – Before Taxes	12/12/85	28.92%	16.55%	14.49%	
Class C – Before Taxes	4/3/95	34.39%	16.82%	14.18%	
Class R-6 – Before Taxes	7/31/15	35.90%	18.24%		15.53%

Index (reflects no deduction for fees, expenses or taxes)

	1-yr	5-yr	10-yr	Lifetime (From the inception date of Class R-6 Shares)
S&P 500® Index (1)	25.02%	14.53%	13.10%	13.57%
Russell 1000® Growth Index	33.36%	18.96%	16.78%	17.00%

(1) In accordance with new regulatory requirements, the fund has selected a new broad-based securities market index. The former performance index is being maintained as an additional index as it shows how the fund's performance compares to an index with characteristics that are more representative of the fund's investment strategy.

After-tax returns are calculated using the historically highest individual federal marginal income tax rates and do not reflect the impact of state and local taxes. Actual after-tax returns depend on an investor's tax situation and may differ from those shown. After-tax returns shown are not relevant to investors who hold their fund shares through tax-deferred arrangements, such as a 401(k) plan or individual retirement account ("IRA"). After-tax returns are shown for Class I only and after-tax returns for Class A, Class C and Class R-6 will vary. The return after taxes on distributions and sale of fund shares may exceed the return before taxes due to an assumed tax benefit from any losses on a sale of fund shares at the end of the measurement period.

Investment Adviser | Carillon Tower Advisers, Inc. is the fund's investment adviser.

Subadviser | ClariVest Asset Management LLC ("ClariVest") serves as the subadviser to the fund.

Portfolio Managers | Ed Wagner, CFA®, Amanda Freeman, CFA®, C. Frank Feng, Ph.D., and Todd N. Wolter, CFA®, are Portfolio Co-Managers of the fund. Mr. Wagner, Ms. Freeman, Dr. Feng, and Mr. Wolter are jointly and primarily responsible for the day-to-day management of the fund. Messrs. Wagner and Feng have been Portfolio Co-Managers of the fund since 2013. Ms. Freeman has served as the fund's Portfolio Co-Manager since April 2024. Mr. Wolter has served as the fund's Portfolio Co-Manager since February 2019.

Purchase and sale of fund shares | You may purchase, redeem, or exchange Class A, C, and I shares of the fund on any business day through your financial intermediary, by telephone (800.421.4184), or by mail. Prior to June 2, 2025, purchases, redemptions and exchanges should be mailed to Carillon Family of Funds, c/o U.S. Bank Global Fund Services, P.O. Box 701, Milwaukee, WI 53201-0701 (for regular mail) or 615 East Michigan Street, Third Floor, Milwaukee, WI, 53202 (for overnight service). Effective June 2, 2025, purchases, redemptions and exchanges should be mailed to Carillon Family of Funds, c/o U.S. Bank Global Fund Services, P.O. Box 219252, Kansas City, MO 64121-9252 (for regular mail) or 801 Pennsylvania Avenue, Suite 219252, Kansas City, MO, 64105-1307 (for overnight service). In Class A and Class C shares, the minimum purchase amount is \$1,000 for regular accounts, \$100 for retirement accounts and \$50 through a periodic investment program, with a minimum subsequent investment plan of \$50 per month. For individual investors, the minimum initial purchase for Class I shares is \$1,000, while fee-based plan sponsors set their own minimum requirements. For Class R-6 shares, other than those purchased through a participating retirement plan, the minimum initial purchase is \$1,000,000. For Class R-6 shares purchased through a participating retirement plan, the minimum initial purchase is set by the plan administrator.

Tax information | The dividends you receive from the fund will be taxed as ordinary income or net capital gain (i.e., the excess of net long-term capital gain over net short-term capital loss) unless you are investing through a tax-deferred arrangement, such as a 401(k) plan or an IRA, in which case you may be subject to federal income tax on withdrawals from the arrangement.

Payments to broker-dealers and other financial intermediaries | If you purchase shares of the fund through a broker-dealer or other financial intermediary (such as a bank), the fund and its related companies may pay the intermediary for the sale of fund shares and related services. These payments may create a conflict of interest by influencing the broker-dealer or other intermediary and your salesperson to recommend the fund over another investment. Ask your salesperson or visit your financial intermediary's website for more information.

Carillon Mutual Funds

SUMMARY OF CARILLON CLARIVEST INTERNATIONAL STOCK FUND | 5.1.2025

Investment objective | The Carillon ClariVest International Stock Fund (“International Stock Fund” or the “fund”) seeks capital appreciation.

Fees and expenses of the fund | The tables that follow describe the fees and expenses that you may pay if you buy, hold, and sell shares of the International Stock Fund. **You may pay other fees, such as brokerage commissions and other fees to financial intermediaries, which are not reflected in the tables and examples below.** You may qualify for sales discounts if you and your family invest, or agree to invest in the future, at least \$25,000 in the Class A shares of the Carillon Family of Funds. More information about these and other discounts, including through specific financial intermediaries, is available from your financial professional, on page 147 of the fund’s Prospectus and on page 74 of the fund’s Statement of Additional Information.

Shareholder fees (fees paid directly from your investment):

	Class A	Class C	Class I	Class R-6
Maximum Sales Charge Imposed on Purchases (as a % of offering price)	4.75%	None	None	None
Maximum Deferred Sales Charge (as a % of original purchase price or redemption proceeds, whichever is lower)	None (a)	1.00% (a)	None	None
Redemption Fee	None	None	None	None

Annual fund operating expenses (expenses that you pay each year as a percentage of the value of your investment):

	Class A	Class C	Class I	Class R-6
Management Fees	0.70%	0.70%	0.70%	0.70%
Distribution and Service (12b-1) Fees	0.25%	1.00%	0.00%	0.00%
Other Expenses	0.30%	0.26%	0.29%	0.20%
Acquired Fund Fees and Expenses	0.03%	0.03%	0.03%	0.03%
Total Annual Fund Operating Expenses (b)	1.28%	1.99%	1.02%	0.93%
Fee Waiver and/or Expense Reimbursement (c)	0.00%	0.00%	(0.04)%	(0.05)%
Total Annual Fund Operating Expenses After Fee Waiver and/or Expense Reimbursement	1.28%	1.99%	0.98%	0.88%

(a) If you purchased \$1,000,000 or more of Class A shares of a Carillon mutual fund that were not otherwise eligible for a sales charge waiver and sell the shares within 18 months from the date of purchase, you may pay up to a 1% contingent deferred sales charge (“CDSC”) at the time of sale. If you sell Class C shares less than one year after purchase, you will pay a 1% CDSC at the time of sale.

(b) The Total Annual Fund Operating Expenses do not correlate to the ratio of expenses to average net assets provided in the fund’s Financial Highlights table, which reflects the operating expenses of the fund and does not include Acquired Fund Fees and Expenses.

(c) Carillon Tower Advisers, Inc. (“Carillon”) has contractually agreed to waive its investment advisory fee and/or reimburse certain expenses of the fund to the extent that annual operating expenses of a class exceed a percentage of that class’ average daily net assets through April 30, 2026 as follows: Class I – 0.95% and Class R-6 – 0.85%. This expense limitation excludes interest, taxes, brokerage commissions, costs relating to investments in other investment companies (acquired fund fees and expenses), dividend and interest costs, and extraordinary expenses. The contractual fee waivers can be changed only with the approval of a majority of the fund’s Board of Trustees. Any reimbursement of fund expenses or reduction in Carillon’s investment advisory fees is subject to recoupment by Carillon within the following two fiscal years, provided that such recoupment will not cause the fund’s expense ratio to exceed both the expense cap at the time such amounts were waived or reimbursed, or the fund’s then-current expense cap.

Expense example | This example is intended to help you compare the cost of investing in the fund with the cost of investing in other mutual funds. The example assumes that you invest \$10,000 in the fund for the time periods indicated and then redeem all of your shares at the end of those periods. The example also assumes that your investment has a 5% return each year and that the fund's operating expenses remain the same, except that the example reflects the fee waiver/expense reimbursement arrangement for the Class I and Class R-6 shares through April 30, 2026. Your costs would be the same whether you sold your shares or continued to hold them at the end of the period. Although your actual costs may be higher or lower, based on these assumptions your costs would be:

Share Class	Year 1	Year 3	Year 5	Year 10
Class A	\$599	\$862	\$1,144	\$1,947
Class C	\$302	\$624	\$1,073	\$2,317
Class I	\$100	\$321	\$559	\$1,244
Class R-6	\$90	\$291	\$510	\$1,138

Portfolio turnover | The fund pays transaction costs, such as commissions, when it buys and sells securities (or "turns over" its portfolio). A higher portfolio turnover rate may indicate higher transaction costs and may result in higher taxes when fund shares are held in a taxable account. These costs, which are not reflected in annual fund operating expenses or in the example, affect the fund's performance. During the most recent fiscal year, the fund's portfolio turnover rate was 23% of the average value of its portfolio.

Principal investment strategies | The International Stock Fund invests, under normal market conditions, at least 80% of its net assets (plus the amount of any borrowings for investment purposes) in equity securities of companies economically tied to countries outside of the U.S. that have the potential for attractive long-term growth in earnings, cash flow and total worth of the company. Equity securities include common and preferred stocks, warrants or rights exercisable into common or preferred stock, convertible preferred stock, American Depositary Receipts ("ADRs"), Global Depositary Receipts ("GDRs") and European Depositary Receipts ("EDRs") (collectively, "depositary receipts"). Issuers considered to be economically tied to countries outside of the U.S. include, without limitation: (1) an issuer organized under the laws of or maintaining a principal office or principal place(s) of business outside of the U.S.; (2) an issuer of securities that are principally traded in one or more markets outside the U.S.; (3) an issuer that derives or is currently expected to derive 50% or more of its total sales, revenues, profits, earnings, growth, or another measure of economic activity from, the production or sale of goods or performance of services or making of investments or other economic activity in, outside of the U.S., or that maintains or is currently expected to maintain 50% or more of its employees, assets, investments, operations, or other business activity outside of the U.S.; or (4) a governmental or quasi-governmental entity of a country outside of the U.S. The fund also may invest in issuers located in emerging market countries. The fund's benchmark is the MSCI ACWI ex-US[®] Index which is a float-adjusted market capitalization index that is designed to measure the combined equity market performance of large- and mid-cap securities in developed and emerging market countries excluding the United States. The fund may invest in issuers of all market capitalizations.

In selecting securities for the fund, the subadviser utilizes quantitative tools to implement a "bottom-up," fundamentally based, investment process. The subadviser constructs a portfolio that seeks to maximize expected return, subject to constraints designed to meet long-run expected active risk goals.

The fund may invest in exchange-traded funds ("ETFs") in order to equitize cash positions, seek exposure to certain markets or market sectors and to hedge against certain market movements. The fund may sell securities when they no longer meet the portfolio managers' investment criteria and/or to take advantage of more attractive investment opportunities.

The fund may lend its securities to broker-dealers and other financial institutions to earn additional income.

Principal risks | The greatest risk of investing in the fund is that you could lose money. The fund invests primarily in securities whose values may increase and decrease in response to the activities of the companies that issued such securities, general market conditions and/or economic conditions. As a result, the fund's net asset value ("NAV") may also increase and decrease. An investment in the fund is not a deposit with a bank and is not insured or guaranteed by the Federal Deposit Insurance Corporation or any other government agency. Investments in the fund are subject to the following primary risks. The most significant risks of investing in the fund as of the date of this Prospectus are listed first below, followed by the remaining risks in alphabetical order. Each risk summarized below is considered a "principal risk" of investing in the fund, regardless of the order in which it appears. Different risks may be more significant at different times depending on market conditions or other factors.

- **Equity securities are subject to market risk.** In general, the values of stocks and other equity securities fluctuate, sometimes widely, in response to changes in a company's financial condition as well as general market, economic and political conditions and other factors. The fund may invest in the following equity securities, which may expose the fund to the following additional risks:

Common stocks. The value of a company's common stock may fall as a result of factors affecting the company, companies in the same industry or sector, or the financial markets overall. Common stock generally is subordinate to preferred stock upon the liquidation or bankruptcy of the issuing company;

Preferred stocks, including convertible preferred stocks. Preferred stocks, including convertible preferred stocks, are subject to issuer-specific risks and are sensitive to movements in interest rates. Preferred stocks and convertible preferred stocks may be less liquid than common stocks and, unlike common stocks, participation in the growth of an issuer may be limited. Distributions on preferred stocks generally are payable at the discretion of an issuer and after required payments to bond holders. Preferred stocks may also be subject to credit risk, which is the risk that an issuer may be unable or unwilling to meet its financial obligations;

Depository receipts. Investing in depository receipts entails many of the same risks as direct investment in foreign securities, including, but not limited to, currency exchange rate fluctuations, political and financial instability in the home country of a particular depository receipt, less liquidity and more volatility;

Rights and warrants. Rights and warrants do not carry dividend or voting rights with respect to the underlying securities or any rights in the assets of the issuer, and a right or a warrant ceases to have value if it is not exercised prior to its expiration date;

- **Foreign securities risks**, which are potential risks not associated with U.S. investments, may include, but are not limited to: (1) currency exchange rate fluctuations; (2) political and financial instability; (3) less liquidity; (4) lack of uniform accounting, auditing, recordkeeping and financial reporting standards; (5) increased volatility; (6) less government regulation and supervision of foreign stock exchanges, brokers and listed companies; (7) significant limitations on investor rights and recourse; (8) use of unfamiliar corporate organizational structures; (9) unavailable or unreliable public information regarding issuers; and (10) delays in transaction settlement in some foreign markets. Additionally, trading in foreign markets generally involves higher transaction costs than trading in U.S. markets. The unavailability and/or unreliability of public information available may impede the fund's ability to accurately evaluate foreign securities. Moreover, it may be difficult to enforce contractual obligations or invoke judicial or arbitration processes against non-U.S. companies and non-U.S. persons in foreign jurisdictions. The risks associated with investments in governmental or quasi-governmental entities of a foreign country are heightened by the potential for unexpected governmental change and inadequate government oversight. Foreign security risk may also apply to ADRs, GDRs and EDRs;
- **Market risk** is the risk that markets may at times be volatile, and the values of the fund's holdings may decline, sometimes significantly and/or rapidly, because of adverse issuer-specific conditions or general market conditions, including a broad stock market decline, which are not specifically related to a particular issuer. Geopolitical and other events, including war, terrorism, economic uncertainty, trade disputes, pandemics, public health crises, natural disasters and related events have led, and in the future may continue to lead, to instability in world economies and markets generally and reduced liquidity in equity, credit and fixed-income markets, which may disrupt economies and markets and adversely affect the value of your investment. The imposition by the U.S. of tariffs on goods imported from foreign countries and reciprocal tariffs levied on U.S. goods by those countries also may lead to volatility and instability in domestic and foreign markets. Policy changes by the U.S. government and/or Federal Reserve and political events within the U.S. and abroad, such as changes in the U.S. presidential administration and Congress, the U.S. government's inability at times to agree on a long-term budget and deficit reduction plan, the threat or occurrence of a federal government shutdown and threats or the occurrence of a failure to increase the federal government's debt limit, which could result in a default on the government's obligations, may affect investor and consumer confidence and may adversely impact financial markets and the broader economy, perhaps suddenly and to a significant degree. These and other conditions may cause broad changes in market value, the general outlook for corporate earnings, public perceptions concerning these developments or adverse investment sentiment generally. Changes in the financial condition of a single issuer, industry or market segment also can impact the market as a whole. In addition, adverse market events may lead to increased redemptions, which could cause the fund to experience a loss when selling securities to meet redemption requests by shareholders. Adverse market conditions may be prolonged and may not have the same impact on all types of securities. Conversely, it is also possible that, during a general downturn in the securities markets, multiple asset classes may decline in value simultaneously. Changes in value may be temporary or may last for extended periods. The financial markets generally move in cycles, with periods of rising prices followed by periods of declining prices. The value of your investment may reflect these fluctuations.

Recent market events risk includes risks arising from current and recent circumstances impacting markets. Both U.S. and international markets have experienced significant volatility in recent months and years. As a result of such volatility, investment returns may fluctuate significantly.

Moreover, the risks discussed herein associated with an investment in the fund may be increased. Both U.S. and international markets have experienced significant volatility in recent years. As a result of such volatility, investment returns may fluctuate significantly. National economies are substantially interconnected, as are global financial markets, which creates the possibility that conditions in one country or region might adversely impact issuers in a different country or region. However, the interconnectedness of economies and/or markets may be changing, which may impact such economies and markets in ways that cannot be foreseen at this time.

Some countries, including the U.S., have adopted more protectionist trade policies, including trade tariffs and other trade barriers, which is a trend that appears to be continuing globally. Slowing global economic growth, the rise in protectionist trade policies, inflationary pressures, changes to some major international trade agreements, risks associated with trade agreements between countries and regions, including the U.S. and other foreign nations, political or economic dysfunction within some countries or regions, including the U.S., and dramatic changes in consumer sentiment and commodity and currency prices could affect the economies and markets of many nations, including the U.S., in ways that cannot necessarily be foreseen at the present time and may create significant market volatility. In addition, these policies, including the impact on the U.S. dollar, may decrease foreign demand for U.S. assets, which could have a negative impact on certain issuers and/or industries.

Although interest rates were unusually low in recent years in the U.S. and abroad, in 2022, the Federal Reserve and certain foreign central banks began to raise interest rates as part of their efforts to address rising inflation. The Federal Reserve and certain foreign central banks subsequently

started to lower interest rates in September 2024, though economic or other factors, such as inflation, could lead to the Federal Reserve stopping or reversing these changes. It is difficult to accurately predict the pace at which interest rates might change, the timing, frequency or magnitude of any such changes in interest rates, or when such changes might stop or again reverse course. Additionally, various economic and political factors could cause the Federal Reserve or another foreign central bank to change their approach in the future and such actions may result in an economic slowdown in the U.S. and abroad. Unexpected changes in interest rates could lead to significant market volatility or reduce liquidity in certain sectors of the market.

Deteriorating economic fundamentals may, in turn, increase the risk of default or insolvency of particular issuers, negatively impact market value, cause credit spreads to widen, and reduce bank balance sheets. Any of these could cause an increase in market volatility, reduce liquidity across various markets or decrease confidence in the markets.

Tensions, war, or open conflict between nations, such as between Russia and Ukraine, in the Middle East or in eastern Asia could affect the economies of many nations, including the United States. The duration of ongoing hostilities in the Middle East and between Russia and Ukraine, and any sanctions and related events cannot be predicted. Those events present material uncertainty and risk with respect to markets globally and the performance of the fund and its investments or operations could be negatively impacted.

Regulators in the U.S. have adopted a number of changes to regulations involving the markets and issuers, some of which apply to the fund. The full effect of various newly-adopted regulations is not currently known. Due to the broad scope of the regulations being adopted, certain of these changes to regulations could limit the fund's ability to pursue its investment strategies or make certain investments, or may make it more costly for the fund to operate, which may impact performance. Additionally, it is possible that recently adopted regulations could be further revised or rescinded, which creates material uncertainty regarding their impact to the fund.

Advancements in technology, including advanced development and increased regulation of artificial intelligence, may adversely impact market movements and liquidity. As artificial intelligence is used more widely, the profitability and growth of certain issuers and industries may be negatively impacted in ways that cannot be foreseen and could adversely impact its performance.

High public debt in the U.S. and other countries creates ongoing systemic and market risks and policymaking uncertainty. There is no assurance that the U.S. Congress will act to raise the nation's debt ceiling; a failure to do so could cause market turmoil and substantial investment risks that cannot now be fully predicted. Unexpected political, regulatory and diplomatic events within the U.S. and abroad may affect investor and consumer confidence and may adversely impact financial markets and the broader economy.

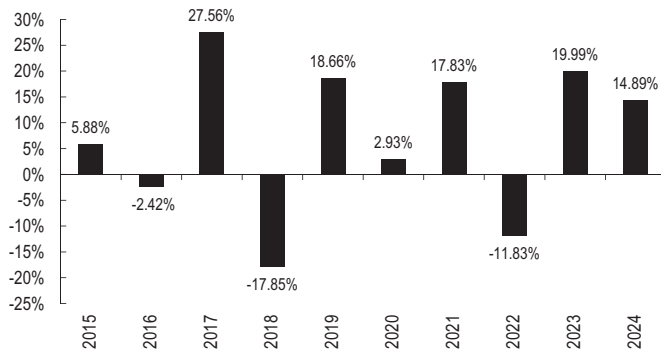
Global climate change can have potential effects on property and security values. Certain issuers, industries and regions may be adversely affected by the impacts of climate change in ways that cannot be foreseen. The impact of legislation, regulation and international accords related to climate change, including any direct or indirect consequences, may negatively impact certain issuers, industries and regions;

- **Currency risk** is the risk related to the fund's exposure to foreign currencies through its investments. Foreign currencies may fluctuate significantly over short periods of time, may be affected unpredictably by intervention, or the failure to intervene, of the U.S. or foreign governments or central banks, and may be affected by currency controls or political developments in the U.S. or abroad. Foreign currencies may also decline in value relative to the U.S. dollar and other currencies and thereby affect the fund's investments;
- **Emerging markets** are generally smaller, less developed, less liquid, less efficient, and more volatile than the securities markets of the U.S. and other foreign developed markets, and the issuers in such markets may have smaller market capitalizations. There are also risks of: greater political uncertainties; an economy's dependence on revenues from particular commodities or on international aid or development assistance; the imposition of sanctions or exchange controls, including currency transfer restrictions; a limited number of potential buyers for such securities; less reliable clearance and settlement, registration and custodial procedures; less stringent, or a lack of, accounting, auditing, financial reporting and recordkeeping requirements or standards; and significant limitations on investor rights and recourse. The governments of emerging market countries may also be more unstable. There may be less publicly available information about issuers in emerging markets, which can impede a fund's ability to accurately evaluate foreign securities. When investing in emerging markets, the risks of investing in foreign securities are heightened;
- **Growth stock risk** is the risk of a growth company not providing an expected sales or earnings increase or dividend yield. When these expectations are not met, the prices of these stocks may decline, even if earnings showed an absolute increase. If a growth investment style shifts out of favor based on market conditions and investor sentiment, the fund could underperform funds that use a value or other non-growth approach to investing or have a broader investment style;
- **Investing in other investment companies, including ETFs**, carries with it the risk that, by investing in another investment company, the fund will be exposed to the risks of the types of investments in which the investment company invests. The fund and its shareholders will indirectly bear the fund's proportionate share of the fees and expenses paid by shareholders of the other investment company, in addition to the fees and expenses fund shareholders directly bear in connection with the fund's own operations. ETF shares may trade at a premium or discount to their net asset value. An ETF that tracks an index may not precisely replicate the returns of its benchmark index;

- **Large cap company risk** arises because large-cap companies may be less responsive to competitive challenges and opportunities, and may be unable to attain high growth rates, relative to smaller companies;
- **Liquidity risk** is the possibility that trading activity in certain securities may, at times, be significantly hampered. The fund could lose money if it cannot sell a security at the time and price that would be most beneficial to the fund. During times of market turmoil, there may be no buyers or sellers for securities in certain asset classes. The fund may be required to dispose of investments at unfavorable times or prices to satisfy obligations, which may result in losses or may be costly to the fund. Market prices for such securities may be volatile. The fund may invest in liquid investments that become illiquid due to financial distress, or geopolitical events such as sanctions, trading halts or wars;
- **Management and strategy risk** is the risk that the value of your investment depends on the judgment of the fund's subadviser about the quality, relative yield or value of, or market trends affecting, a particular security, industry, sector, region, or market segment, or about the economy or interest rates generally. This judgment may prove to be incorrect or otherwise may not produce the intended results, which may result in losses to the fund. Investment strategies employed by the fund's subadviser in selecting investments for the fund may not result in an increase in the value of your investment or in overall performance equal to other investments;
- **Market timing risk** arises because certain types of securities in which the fund invests, including foreign securities, could cause the fund to be at greater risk of market timing activities by fund shareholders. Such activities can dilute the fund's NAV, increase the fund's expenses and interfere with the fund's ability to execute efficient investment strategies;
- **Micro-capitalization company risk** arises because micro-cap companies may have less predictable earnings and revenues; experience significant losses; lack an operating history, product lines, or financial resources; have volatile share prices and less liquid markets; and trade less frequently than larger, more established companies;
- **Mid-cap company risk** arises because mid-cap companies may have narrower commercial markets, limited managerial and financial resources, more volatile performance, and less liquid stock, compared to larger, more established companies. Stocks of these companies often trade less frequently and in limited volume and their prices may fluctuate more than stocks of large-capitalization companies. As a result, it may be relatively more difficult for the fund to buy and sell securities of mid-capitalization companies;
- **Quantitative strategy risk** is the risk that the success of the fund's investment strategy may depend in part on the effectiveness of the subadviser's quantitative tools for screening securities. These strategies may incorporate factors that may not be predictive of a security's value. The subadviser's stock selection can be adversely affected if it relies on insufficient, erroneous or outdated data or flawed models or computer systems. The increased use of artificial intelligence or other evolving or emerging technologies presents significant risks and may exacerbate the aforementioned risk;
- **Securities lending risk** is the risk that, if the fund lends its portfolio securities and receives collateral in the form of cash that is reinvested in securities, those securities may not perform sufficiently to cover the return collateral payments owed to borrowers. In addition, delays may occur in the recovery of securities from borrowers, which could interfere with the fund's ability to vote proxies or to settle transactions and there may be a loss of rights in the collateral should the borrower fail financially; and
- **Small-cap company risk** arises because small-cap companies involve greater risks than investing in large- capitalization companies. Small-cap companies generally have lower volume of shares traded daily, less liquid stock, a more volatile share price, a limited product or service base, narrower commercial markets and more limited access to capital, compared to larger, more established companies. These factors increase risks and make these companies more likely to fail than companies with larger market capitalizations, and could increase the volatility of a fund's portfolio and performance. Generally, the smaller the company size, the greater these risks.

Performance | The bar chart that follows illustrates annual fund returns for the periods ended December 31. The table that follows compares the fund's returns for various periods with those of a broad-based securities market index. This information is intended to give you some indication of the risk of investing in the fund by demonstrating how its returns have varied over time. The bar chart shows the fund's Class I share performance from one year to another. Each of the fund's share classes is invested in the same portfolio of securities, and the annual returns would have differed only to the extent that the

classes do not have the same sales charges and expenses. The fund's past performance (before and after taxes) is not necessarily an indication of how the fund will perform in the future. To obtain more current performance data as of the most recent month-end, please visit our website at rjinvestmentmanagement.com.



During performance period (Class I shares):

	Return	Quarter Ended
Best Quarter	18.00%	December 31, 2022
Worst Quarter	(23.50)%	March 31, 2020

Average annual total returns (for the periods ended December 31, 2024):

Fund return (after deduction of sales charges and expenses)

Share Class	Inception Date	1-yr	5-yr	10-yr
Class I – Before Taxes	2/28/13	14.89%	8.07%	6.59%
After Taxes on Distributions		13.88%	7.61%	6.15%
After Taxes on Distributions and Sale of Fund Shares		9.53%	6.38%	5.27%
Class A – Before Taxes	2/28/13	9.10%	6.70%	5.71%
Class C – Before Taxes	2/28/13	13.71%	6.95%	5.43%
Class R-6 – Before Taxes	2/28/13	15.00%	8.11%	6.67%

Index (reflects no deduction for fees, expenses or taxes)

	1-yr	5-yr	10-yr
MSCI ACWI ex-US Index	5.53%	4.10%	4.80%

After-tax returns are calculated using the historically highest individual federal marginal income tax rates and do not reflect the impact of state and local taxes. Actual after-tax returns depend on an investor's tax situation and may differ from those shown. After-tax returns shown are not relevant to investors who hold their fund shares through tax-deferred arrangements, such as a 401(k) plan or individual retirement account ("IRA"). After-tax returns are shown for Class I only and after-tax returns for Class A, Class C and Class R-6 will vary. The return after taxes on distributions and sale of fund shares may exceed the return before taxes due to an assumed tax benefit from any losses on a sale of fund shares at the end of the measurement period.

Carillon Mutual Funds

SUMMARY OF CARILLON CLARIVEST INTERNATIONAL STOCK FUND | 5.1.2025

Investment Adviser | Carillon Tower Advisers, Inc. is the fund's investment adviser.

Subadviser | ClariVest Asset Management LLC ("ClariVest") serves as the subadviser to the fund.

Portfolio Managers | David R. Vaughn, CFA®, Alex Turner, CFA®, and Gashi Zengeni, CFA®, are Portfolio Managers of the fund and are jointly and primarily responsible for the day-to-day management of the fund – Mr. Vaughn since its inception, Mr. Turner since 2015, and Ms. Zengeni since April 2021. Ms. Zengeni served as Assistant Portfolio Manager of the fund from April 2020 to March 2021.

Purchase and sale of fund shares | You may purchase, redeem, or exchange Class A, C, and I shares of the fund on any business day through your financial intermediary, by telephone (800.421.4184), or by mail. Prior to June 2, 2025, purchases, redemptions and exchanges should be mailed to Carillon Family of Funds, c/o U.S. Bank Global Fund Services, P.O. Box 701, Milwaukee, WI 53201-0701 (for regular mail) or 615 East Michigan Street, Third Floor, Milwaukee, WI, 53202 (for overnight service). Effective June 2, 2025, purchases, redemptions and exchanges should be mailed to Carillon Family of Funds, c/o U.S. Bank Global Fund Services, P.O. Box 219252, Kansas City, MO 64121-9252 (for regular mail) or 801 Pennsylvania Avenue, Suite 219252, Kansas City, MO, 64105-1307 (for overnight service). In Class A and Class C shares, the minimum purchase amount is \$1,000 for regular accounts, \$100 for retirement accounts and \$50 through a periodic investment program, with a minimum subsequent investment plan of \$50 per month. For individual investors, the minimum initial purchase for Class I shares is \$1,000, while fee-based plan sponsors set their own minimum requirements. For Class R-6 shares, other than those purchased through a participating retirement plan, the minimum initial purchase is \$1,000,000. For Class R-6 shares purchased through a participating retirement plan, the minimum initial purchase is set by the plan administrator.

Tax information | The dividends you receive from the fund will be taxed as ordinary income or net capital gain (i.e., the excess of net long-term capital gain over net short-term capital loss) unless you are investing through a tax-deferred arrangement, such as a 401(k) plan or an IRA, in which case you may be subject to federal income tax on withdrawals from the arrangement.

Payments to broker-dealers and other financial intermediaries | If you purchase shares of the fund through a broker-dealer or other financial intermediary (such as a bank), the fund and its related companies may pay the intermediary for the sale of fund shares and related services. These payments may create a conflict of interest by influencing the broker-dealer or other intermediary and your salesperson to recommend the fund over another investment. Ask your salesperson or visit your financial intermediary's website for more information.

Investment objective | The Carillon Eagle Growth & Income Fund (“Growth & Income Fund” or the “fund”) primarily seeks long-term capital appreciation and, secondarily, seeks current income.

Fees and expenses of the fund | The tables that follow describe the fees and expenses that you may pay if you buy, hold, and sell shares of the Growth & Income Fund. **You may pay other fees, such as brokerage commissions and other fees to financial intermediaries, which are not reflected in the tables and examples below.** You may qualify for sales discounts if you and your family invest, or agree to invest in the future, at least \$25,000 in the Class A shares of the Carillon Family of Funds. More information about these and other discounts, including through specific financial intermediaries, is available from your financial professional, on page 147 of the fund’s Prospectus and on page 74 of the fund’s Statement of Additional Information.

Shareholder fees (fees paid directly from your investment):

	Class A	Class C	Class I	Class R-6
Maximum Sales Charge Imposed on Purchases (as a % of offering price)	4.75%	None	None	None
Maximum Deferred Sales Charge (as a % of original purchase price or redemption proceeds, whichever is lower)	None (a)	1.00% (a)	None	None
Redemption Fee	None	None	None	None

Annual fund operating expenses (expenses that you pay each year as a percentage of the value of your investment):

	Class A	Class C	Class I	Class R-6
Management Fees	0.47%	0.47%	0.47%	0.47%
Distribution and Service (12b-1) Fees	0.25%	1.00%	0.00%	0.00%
Other Expenses	0.25%	0.24%	0.24%	0.16%
Total Annual Fund Operating Expenses	0.97%	1.71%	0.71%	0.63%

(a) If you purchased \$1,000,000 or more of Class A shares of a Carillon mutual fund that were not otherwise eligible for a sales charge waiver and sell the shares within 18 months from the date of purchase, you may pay up to a 1% contingent deferred sales charge (“CDSC”) at the time of sale. If you sell Class C shares less than one year after purchase, you will pay a 1% CDSC at the time of sale.

Expense example | This example is intended to help you compare the cost of investing in the fund with the cost of investing in other mutual funds. The example assumes that you invest \$10,000 in the fund for the time periods indicated and then redeem all of your shares at the end of those periods. The example also assumes that your investment has a 5% return each year and that the fund’s operating expenses remain the same. Your costs would be the same whether you sold your shares or continued to hold them at the end of the period. Although your actual costs may be higher or lower, based on these assumptions your costs would be:

Share Class	Year 1	Year 3	Year 5	Year 10
Class A	\$569	\$769	\$986	\$1,608
Class C	\$274	\$539	\$928	\$2,019
Class I	\$73	\$227	\$395	\$883
Class R-6	\$64	\$202	\$351	\$786

Portfolio turnover | The fund pays transaction costs, such as commissions, when it buys and sells securities (or “turns over” its portfolio). A higher portfolio turnover rate may indicate higher transaction costs and may result in higher taxes when fund shares are held in a taxable account. These costs, which are not reflected in annual fund operating expenses or in the example, affect the fund’s performance. During the most recent fiscal year, the fund’s portfolio turnover rate was 40% of the average value of its portfolio.

Principal investment strategies | During normal market conditions, the Growth & Income Fund seeks to achieve its objective by investing primarily in domestic equity securities (predominantly common stocks) that the portfolio managers believe are high-quality, financially strong companies that pay above-market dividends, have cash resources (i.e. free cash flow) and a history of raising dividends. The portfolio managers select companies based in part upon their belief that those companies have the following characteristics: (1) yield or dividend growth at or above the S&P 500 Index; (2) potential for growth; and (3) stock price below its estimated intrinsic value. The fund generally sells securities when their price appreciations reach or exceed sustainable levels, a

company's fundamentals deteriorate, or a more attractive investment opportunity develops. Equity securities purchased by the fund typically include common stocks, convertible securities, preferred stocks, and real estate investment trusts ("REITs"). In addition, the fund generally invests in mid-and large-capitalization companies that are diversified across different industries and sectors. Although the portfolio managers generally do not emphasize investment in any particular investment sector or industry, the fund may invest a significant portion of its assets in the securities of companies in the information technology and health care sectors at any given time. From time to time, the fund's portfolio may include the stocks of fewer companies than other diversified funds.

The fund also may own a variety of other securities that, in the opinion of the fund's portfolio managers, offer prospects for meeting the fund's investment goals. These securities may include equity securities of companies economically tied to countries outside of the U.S.

The fund may lend its securities to broker-dealers and other financial institutions to earn additional income.

Principal risks | The greatest risk of investing in the fund is that you could lose money. The fund invests primarily in securities whose values may increase and decrease in response to the activities of the companies that issued such securities, general market conditions and/or economic conditions. As a result, the fund's net asset value ("NAV") may also increase and decrease. An investment in the fund is not a deposit with a bank and is not insured or guaranteed by the Federal Deposit Insurance Corporation or any other government agency. Investments in the fund are subject to the following primary risks. The most significant risks of investing in the fund as of the date of this Prospectus are listed first below, followed by the remaining risks in alphabetical order. Each risk summarized below is considered a "principal risk" of investing in the fund, regardless of the order in which it appears. Different risks may be more significant at different times depending on market conditions or other factors.

- **Equity securities are subject to market risk.** In general, the values of stocks and other equity securities fluctuate, sometimes widely, in response to changes in a company's financial condition as well as general market, economic and political conditions and other factors. The fund may invest in the following equity securities, which may expose the fund to the following additional risks:
 - Dividend-Paying Stocks.** Securities of companies that have historically paid a high dividend yield may reduce or discontinue their dividends, reducing the yield of the fund. Low priced securities in the fund may be more susceptible to these risks. Past dividend payments are not a guarantee of future dividend payments. Also, the market return of high dividend yield securities, in certain market conditions, may perform worse than other investment strategies or the overall stock market;
 - Common stocks.** The value of a company's common stock may fall as a result of factors affecting the company, companies in the same industry or sector, or the financial markets overall. Common stock generally is subordinate to preferred stock upon the liquidation or bankruptcy of the issuing company;
 - Preferred stock.** Preferred stocks are subject to issuer-specific risks and are sensitive to movements in interest rates. Preferred stocks may be less liquid than common stocks and, unlike common stocks, participation in the growth of an issuer may be limited. Distributions on preferred stocks generally are payable at the discretion of an issuer and after required payments to bond holders. Preferred stocks may also be subject to credit risk, which is the risk that an issuer may be unable or unwilling to meet its financial obligations;
 - Convertible securities.** Convertible securities are subject to the risk that the credit standing of the issuer may have an effect on the convertible securities' investment value. Convertible securities also are sensitive to movements in interest rates. Generally, a convertible security is subject to the market risks of stocks when the price of the underlying stock is high relative to the conversion price, and is subject to the market risks of debt securities when the underlying stock's price is low relative to the conversion price;
 - REITs.** Investments in REITs are subject to the risks associated with investing in the real estate industry, such as adverse developments affecting the real estate industry and real property values, and are dependent upon the skills of their managers. REITs may not be diversified geographically or by property or tenant type. REITs typically incur fees that are separate from those incurred by the fund, meaning the fund, as a shareholder, will indirectly bear a proportionate share of a REIT's operating expenses;
- **Focused holdings risk** is the risk of the fund holding a core portfolio of securities of fewer companies than other funds, which means that the increase or decrease of the value of a single investment may have a greater impact on the fund's NAV and total return when compared to other diversified funds;
- **Foreign securities risks**, which are potential risks not associated with U.S. investments, may include, but are not limited to: (1) currency exchange rate fluctuations; (2) political and financial instability; (3) less liquidity; (4) lack of uniform accounting, auditing, recordkeeping and financial reporting standards; (5) increased volatility; (6) less government regulation and supervision of foreign stock exchanges, brokers and listed companies; (7) significant limitations on investor rights and recourse; (8) use of unfamiliar corporate organizational structures; (9) unavailable or unreliable public information regarding issuers; and (10) delays in transaction settlement in some foreign markets. Additionally, trading in foreign markets generally involves higher transaction costs than trading in U.S. The unavailability and/or unreliability of public information available may impede the fund's ability to accurately evaluate foreign securities. Moreover, it may be difficult to enforce contractual obligations or invoke judicial or arbitration processes against non-U.S. companies and non-U.S. persons in foreign jurisdictions. The risks associated with investments in governmental or quasi-governmental entities of a foreign country are heightened by the potential for unexpected governmental change and inadequate government oversight;
- **Growth stock risk** is the risk of a growth company not providing an expected sales or earnings increase or dividend yield. When these expectations are not met, the prices of these stocks may decline, even if earnings showed an absolute increase. If a growth investment style shifts out of favor based on market conditions and investor sentiment, the fund could underperform funds that use a value or other non-growth approach to investing or have a broader investment style;
- **Interest rate risk** is the risk that the value of investments, such as income-oriented equity securities that pay dividends, will move in the opposite direction to movements in interest rates. Generally the value of investments with interest rate risk will fall when interest rates rise. Factors including central bank monetary

policy, rising inflation rates, and changes in general economic conditions may cause interest rates to rise, perhaps significantly and/or rapidly, potentially resulting in substantial losses to a fund. It is difficult to accurately predict the pace at which interest rates might increase or decrease, or the timing, frequency, or magnitude of such changes. Interest rates may rise, perhaps significantly and/or rapidly, potentially resulting in substantial losses to the fund due to, among other factors, a reduction in companies' profitability and their ability to pay dividends heightened volatility in the fixed income markets and the reduced liquidity of certain fixed income investments. Conversely, during periods of very low or negative interest rates, the fund may be unable to maintain positive returns or pay dividends to fund shareholders;

- **Large cap company risk** arises because large-cap companies may be less responsive to competitive challenges and opportunities, and may be unable to attain high growth rates, relative to smaller companies;
- **Market risk** is the risk that markets may at times be volatile, and the values of the fund's holdings may decline, sometimes significantly and/or rapidly, because of adverse issuer-specific conditions or general market conditions, including a broad stock market decline, which are not specifically related to a particular issuer. Geopolitical and other events, including war, terrorism, economic uncertainty, trade disputes, pandemics, public health crises, natural disasters and related events have led, and in the future may continue to lead, to instability in world economies and markets generally and reduced liquidity in equity, credit and fixed-income markets, which may disrupt economies and markets and adversely affect the value of your investment. The imposition by the U.S. of tariffs on goods imported from foreign countries and reciprocal tariffs levied on U.S. goods by those countries also may lead to volatility and instability in domestic and foreign markets. Policy changes by the U.S. government and/or Federal Reserve and political events within the U.S. and abroad, such as changes in the U.S. presidential administration and Congress, the U.S. government's inability at times to agree on a long-term budget and deficit reduction plan, the threat or occurrence of a federal government shutdown and threats or the occurrence of a failure to increase the federal government's debt limit, which could result in a default on the government's obligations, may affect investor and consumer confidence and may adversely impact financial markets and the broader economy, perhaps suddenly and to a significant degree. These and other conditions may cause broad changes in market value, the general outlook for corporate earnings, public perceptions concerning these developments or adverse investment sentiment generally. Changes in the financial condition of a single issuer, industry or market segment also can impact the market as a whole. In addition, adverse market events may lead to increased redemptions, which could cause the fund to experience a loss when selling securities to meet redemption requests by shareholders. Adverse market conditions may be prolonged and may not have the same impact on all types of securities. Conversely, it is also possible that, during a general downturn in the securities markets, multiple asset classes may decline in value simultaneously. Changes in value may be temporary or may last for extended periods. The financial markets generally move in cycles, with periods of rising prices followed by periods of declining prices. The value of your investment may reflect these fluctuations.

Recent market events risk includes risks arising from current and recent circumstances impacting markets. Both U.S. and international markets have experienced significant volatility in recent months and years. As a result of such volatility, investment returns may fluctuate significantly.

Moreover, the risks discussed herein associated with an investment in the fund may be increased. Both U.S. and international markets have experienced significant volatility in recent years. As a result of such volatility, investment returns may fluctuate significantly. National economies are substantially interconnected, as are global financial markets, which creates the possibility that conditions in one country or region might adversely impact issuers in a different country or region. However, the interconnectedness of economies and/or markets may be changing, which may impact such economies and markets in ways that cannot be foreseen at this time.

Some countries, including the U.S., have adopted more protectionist trade policies, including trade tariffs and other trade barriers, which is a trend that appears to be continuing globally. Slowing global economic growth, the rise in protectionist trade policies, inflationary pressures, changes to some major international trade agreements, risks associated with trade agreements between countries and regions, including the U.S. and other foreign nations, political or economic dysfunction within some countries or regions, including the U.S., and dramatic changes in consumer sentiment and commodity and currency prices could affect the economies and markets of many nations, including the U.S., in ways that cannot necessarily be foreseen at the present time and may create significant market volatility. In addition, these policies, including the impact on the U.S. dollar, may decrease foreign demand for U.S. assets, which could have a negative impact on certain issuers and/or industries.

Although interest rates were unusually low in recent years in the U.S. and abroad, in 2022, the Federal Reserve and certain foreign central banks began to raise interest rates as part of their efforts to address rising inflation. The Federal Reserve and certain foreign central banks subsequently started to lower interest rates in September 2024, though economic or other factors, such as inflation, could lead to the Federal Reserve stopping or reversing these changes. It is difficult to accurately predict the pace at which interest rates might change, the timing, frequency or magnitude of any such changes in interest rates, or when such changes might stop or again reverse course. Additionally, various economic and political factors could cause the Federal Reserve or another foreign central bank to change their approach in the future and such actions may result in an economic slowdown in the U.S. and abroad. Unexpected changes in interest rates could lead to significant market volatility or reduce liquidity in certain sectors of the market.

Deteriorating economic fundamentals may, in turn, increase the risk of default or insolvency of particular issuers, negatively impact market value, cause credit spreads to widen, and reduce bank balance sheets. Any of these could cause an increase in market volatility, reduce liquidity across various markets or decrease confidence in the markets.

Tensions, war, or open conflict between nations, such as between Russia and Ukraine, in the Middle East or in eastern Asia could affect the economies of many nations, including the United States. The duration of ongoing hostilities in the Middle East and between Russia and Ukraine,

and any sanctions and related events cannot be predicted. Those events present material uncertainty and risk with respect to markets globally and the performance of the fund and its investments or operations could be negatively impacted.

Regulators in the U.S. have adopted a number of changes to regulations involving the markets and issuers, some of which apply to the fund. The full effect of various newly-adopted regulations is not currently known. Due to the broad scope of the regulations being adopted, certain of these changes to regulations could limit the fund's ability to pursue its investment strategies or make certain investments, or may make it more costly for the fund to operate, which may impact performance. Additionally, it is possible that recently adopted regulations could be further revised or rescinded, which creates material uncertainty regarding their impact to the fund.

Advancements in technology, including advanced development and increased regulation of artificial intelligence, may adversely impact market movements and liquidity. As artificial intelligence is used more widely, the profitability and growth of certain issuers and industries may be negatively impacted in ways that cannot be foreseen and could adversely impact its performance.

High public debt in the U.S. and other countries creates ongoing systemic and market risks and policymaking uncertainty. There is no assurance that the U.S. Congress will act to raise the nation's debt ceiling; a failure to do so could cause market turmoil and substantial investment risks that cannot now be fully predicted. Unexpected political, regulatory and diplomatic events within the U.S. and abroad may affect investor and consumer confidence and may adversely impact financial markets and the broader economy.

Global climate change can have potential effects on property and security values. Certain issuers, industries and regions may be adversely affected by the impacts of climate change in ways that cannot be foreseen. The impact of legislation, regulation and international accords related to climate change, including any direct or indirect consequences, may negatively impact certain issuers, industries and regions;

- **Mid-cap company risk** arises because mid-cap companies may have narrower commercial markets, limited managerial and financial resources, more volatile performance, and less liquid stock, compared to larger, more established companies. Stocks of these companies often trade less frequently and in limited volume and their prices may fluctuate more than stocks of large-capitalization companies. As a result, it may be relatively more difficult for the fund to buy and sell securities of mid-capitalization companies;
- **Sector risk** is the risk associated with the fund holding a core portfolio of stocks invested in similar businesses, all of which could be affected by similar economic or market conditions. The prices of securities of issuers in a particular industry or sector may be more susceptible to fluctuations due to changes in economic or business conditions, government regulations, availability of basic resources or supplies, contagion risk within a particular industry or sector or to other industries or sectors, or other events that affect the industry or sector more than securities of issuers in other industries and sectors. As the fund's portfolio changes over time, the fund's exposure to a particular sector may become higher or lower.

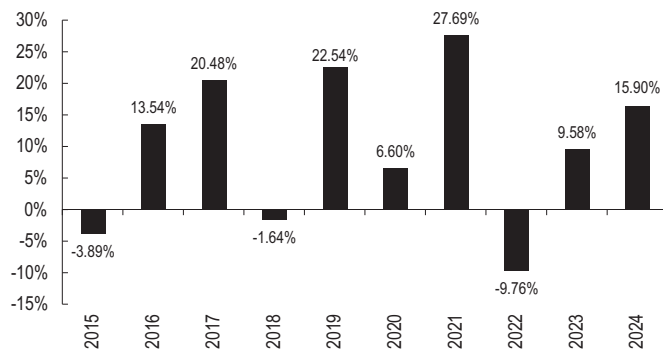
Health care sector risk is the risk that the health care sector may be affected by government regulations and government health care programs, restrictions on government reimbursement for medical expenses, increases or decreases in the cost of medical products and services and product liability claims, among other factors. Many health care products and services may be subject to regulatory approvals. The process of obtaining such approvals may be long and costly, and delays in or failure to receive such approvals may negatively impact the business of such companies. Additional or more stringent laws and regulations enacted in the future could have a material adverse effect on such companies in the health care sector. Issuers in the health care sector include issuers with their principal activities in the biotechnology industry, which has additional risks. A biotechnology company's valuation can often be based largely on the potential or actual performance of a limited number of products and, accordingly, can be significantly affected if one of its products proves unsafe, ineffective or unprofitable. Biotechnology companies are subject to regulation by, and the restrictions of, federal agencies, state and local governments, and non-U.S. regulatory authorities;

Information technology sector risk is the risk that products of information technology companies may face rapid product obsolescence due to technological developments and frequent new product introduction, unpredictable changes in growth rates and competition for the services of qualified personnel. These companies may be smaller or newer and may have limited product lines, markets, financial resources or personnel. Failure to introduce new products, develop and maintain a loyal customer base or achieve general market acceptance for their products could have a material adverse effect on a company's business. Companies in the information technology sector also may be subject to increased government scrutiny or adverse government regulatory action. Additionally, companies in the information technology sector are heavily dependent on intellectual property and the loss of patent, copyright and trademark protections may adversely affect the profitability of these companies. The market prices of information technology-related securities tend to exhibit a greater degree of interest rate risk and market risk and may experience sharper price fluctuations than other types of securities. These securities may fall in and out of favor with investors rapidly, which may cause sudden selling and dramatically lower market prices;

- **Securities lending risk** is the risk that, if the fund lends its portfolio securities and receives collateral in the form of cash that is reinvested in securities, those securities may not perform sufficiently to cover the return collateral payments owed to borrowers. In addition, delays may occur in the recovery of securities from borrowers, which could interfere with the fund's ability to vote proxies or to settle transactions and there may be a loss of rights in the collateral should the borrower fail financially; and
- **Value stock risk** arises from the possibility that a stock's intrinsic value may not be fully realized by the market or that its price may decline. If a value

investment style shifts out of favor based on market conditions and investor sentiment, the fund could underperform funds that use a non-value approach to investing or have a broader investment style.

Performance | The bar chart that follows illustrates annual fund returns for the periods ended December 31. The table that follows compares the fund's returns for various periods with those of a broad-based securities market index. This information is intended to give you some indication of the risk of investing in the fund by demonstrating how its returns have varied over time. The bar chart shows the fund's Class I share performance from one year to another. Each of the fund's share classes is invested in the same portfolio of securities, and the annual returns would have differed only to the extent that the classes do not have the same sales charges and expenses. The fund's past performance (before and after taxes) is not necessarily an indication of how the fund will perform in the future. To obtain more current performance data as of the most recent month-end, please visit our website at rjinvestmentmanagement.com.



During 10 year period (Class I shares):

	Return	Quarter Ended
Best Quarter	13.11%	June 30, 2020
Worst Quarter	(21.15)%	March 31, 2020

Average annual total returns (for the periods ended December 31, 2024):

Fund return (after deduction of sales charges and expenses)

Share Class	Inception Date	1-yr	5-yr	10-yr
Class I – Before Taxes	3/18/09	15.90%	9.30%	9.47%
After Taxes on Distributions		11.76%	6.71%	7.45%
After Taxes on Distributions and Sale of Fund Shares		12.34%	7.05%	7.34%
Class A – Before Taxes	12/15/86	10.12%	7.97%	8.65%
Class C – Before Taxes	4/3/95	14.77%	8.22%	8.37%
Class R-6 – Before Taxes	8/15/11	15.93%	9.39%	9.50%

Index (reflects no deduction for fees, expenses or taxes)

	1-yr	5-yr	10-yr
S&P 500® Index	25.02%	14.53%	13.10%

After-tax returns are calculated using the historically highest individual federal marginal income tax rates and do not reflect the impact of state and local taxes. Actual after-tax returns depend on an investor's tax situation and may differ from those shown. After-tax returns shown are not relevant to investors

Carillon Mutual Funds

SUMMARY OF CARILLON EAGLE GROWTH & INCOME FUND | 5.1.2025

who hold their fund shares through tax-deferred arrangements, such as a 401(k) plan or individual retirement account ("IRA"). After-tax returns are shown for Class I only and after-tax returns for Class A, Class C and Class R-6 will vary. The return after taxes on distributions and sale of fund shares may exceed the return before taxes due to an assumed tax benefit from any losses on a sale of fund shares at the end of the measurement period.

Investment Adviser | Carillon Tower Advisers, Inc. is the fund's investment adviser.

Subadviser's | Eagle Asset Management, Inc. serves as the subadviser to the fund.

Portfolio Managers | Brad Erwin, CFA®, Jeffrey D. Bilsky and Michael Rich, CFA®, are Portfolio Managers of the fund and are jointly and primarily responsible for the day-to-day management of the fund. Mr. Erwin has served as a Managing Director at Eagle since 2025, and has served as the fund's Portfolio Manager since July 2019. Mr. Bilsky has served as the fund's Portfolio Manager since August 2023. Mr. Bilsky is a Portfolio Co-Manager at Chartwell Investment Partners, LLC. He is also an employee of Eagle Asset Management, Inc. ("Eagle") and serves as a Portfolio Manager of the fund in his capacity as an employee of Eagle. Mr. Rich has served as the fund's portfolio manager since May 2025. He previously served as the fund's Senior Research Analyst from 2023 through April 2025.

Purchase and sale of fund shares | You may purchase, redeem, or exchange Class A, C, and I shares of the fund on any business day through your financial intermediary, by telephone (800.421.4184), or by mail. Prior to June 2, 2025, purchases, redemptions and exchanges should be mailed to Carillon Family of Funds, c/o U.S. Bank Global Fund Services, P.O. Box 701, Milwaukee, WI 53201-0701 (for regular mail) or 615 East Michigan Street, Third Floor, Milwaukee, WI, 53202 (for overnight service). Effective June 2, 2025, purchases, redemptions and exchanges should be mailed to Carillon Family of Funds, c/o U.S. Bank Global Fund Services, P.O. Box 219252, Kansas City, MO 64121-9252 (for regular mail) or 801 Pennsylvania Avenue, Suite 219252, Kansas City, MO, 64105-1307 (for overnight service). In Class A and Class C shares, the minimum purchase amount is \$1,000 for regular accounts, \$100 for retirement accounts and \$50 through a periodic investment program, with a minimum subsequent investment plan of \$50 per month. For individual investors, the minimum initial purchase for Class I shares is \$1,000, while fee-based plan sponsors set their own minimum requirements. For Class R-6 shares, other than those purchased through a participating retirement plan, the minimum initial purchase is \$1,000,000. For Class R-6 shares purchased through a participating retirement plan, the minimum initial purchase is set by the plan administrator.

Tax information | The dividends you receive from the fund will be taxed as ordinary income or net capital gain (i.e., the excess of net long-term capital gain over net short-term capital loss) unless you are investing through a tax-deferred arrangement, such as a 401(k) plan or an IRA, in which case you may be subject to federal income tax on withdrawals from the arrangement.

Payments to broker-dealers and other financial intermediaries | If you purchase shares of the fund through a broker-dealer or other financial intermediary (such as a bank), the fund and its related companies may pay the intermediary for the sale of fund shares and related services. These payments may create a conflict of interest by influencing the broker-dealer or other intermediary and your salesperson to recommend the fund over another investment. Ask your salesperson or visit your financial intermediary's website for more information.

Investment objective | The Carillon Eagle Mid Cap Growth Fund (“Mid Cap Growth Fund” or the “fund”) seeks long-term capital appreciation.

Fees and expenses of the fund | The tables that follow describe the fees and expenses that you may pay if you buy, hold, and sell shares of the Mid Cap Growth Fund. **You may pay other fees, such as brokerage commissions and other fees to financial intermediaries, which are not reflected in the tables and examples below.** You may qualify for sales discounts if you and your family invest, or agree to invest in the future, at least \$25,000 in the Class A shares of the Carillon Family of Funds. More information about these and other discounts, including through specific financial intermediaries, is available from your financial professional, on page 147 of the fund’s Prospectus and on page 74 of the fund’s Statement of Additional Information.

Shareholder fees (fees paid directly from your investment):

	Class A	Class C	Class I	Class R-6
Maximum Sales Charge Imposed on Purchases (as a % of offering price)	4.75%	None	None	None
Maximum Deferred Sales Charge (as a % of original purchase price or redemption proceeds, whichever is lower)	None (a)	1.00% (a)	None	None
Redemption Fee	None	None	None	None

Annual fund operating expenses (expenses that you pay each year as a percentage of the value of your investment):

	Class A	Class C	Class I	Class R-6
Management Fees	0.51%	0.51%	0.51%	0.51%
Distribution and Service (12b-1) Fees	0.25%	1.00%	0.00%	0.00%
Other Expenses	0.29%	0.23%	0.24%	0.15%
Total Annual Fund Operating Expenses	1.05%	1.74%	0.75%	0.66%

(a) If you purchased \$1,000,000 or more of Class A shares of a Carillon mutual fund that were not otherwise eligible for a sales charge waiver and sell the shares within 18 months from the date of purchase, you may pay up to a 1% contingent deferred sales charge (“CDSC”) at the time of sale. If you sell Class C shares less than one year after purchase, you will pay a 1% CDSC at the time of sale.

Expense example | This example is intended to help you compare the cost of investing in the fund with the cost of investing in other mutual funds. The example assumes that you invest \$10,000 in the fund for the time periods indicated and then redeem all of your shares at the end of those periods. The example also assumes that your investment has a 5% return each year and that the fund’s operating expenses remain the same. Your costs would be the same whether you sold your shares or continued to hold them at the end of the period. Although your actual costs may be higher or lower, based on these assumptions your costs would be:

Share Class	Year 1	Year 3	Year 5	Year 10
Class A	\$577	\$793	\$1,027	\$1,697
Class C	\$277	\$548	\$944	\$2,052
Class I	\$77	\$240	\$417	\$930
Class R-6	\$67	\$211	\$368	\$822

Portfolio turnover | The fund pays transaction costs, such as commissions, when it buys and sells securities (or “turns over” its portfolio). A higher portfolio turnover rate may indicate higher transaction costs and may result in higher taxes when fund shares are held in a taxable account. These costs, which are not reflected in annual fund operating expenses or in the example, affect the fund’s performance. During the most recent fiscal year, the fund’s portfolio turnover rate was 52% of the average value of its portfolio.

Principal investment strategies | During normal market conditions, the Mid Cap Growth Fund seeks to achieve its objective by investing at least 80% of its net assets (plus the amount of any borrowings for investment purposes) in the equity securities of mid-capitalization companies. The fund’s portfolio managers consider mid-capitalization companies to be those companies that, at the time of initial purchase, have capitalizations greater than \$1 billion and equal to or less than the largest company in the Russell Midcap® Growth Index during the most recent 12-month period (approximately \$168.4 billion during the 12-month period ended December 31, 2024). The fund is not required to sell equity securities whose market values appreciate or depreciate outside this market capitalization range.

The fund will invest primarily in the equity securities of companies that the portfolio managers believe have the potential for above-average earnings or sales growth, reasonable valuations and acceptable debt levels. Such stocks can typically have high price-to-earnings ratios. Equity securities include common and preferred stock, warrants or rights exercisable into common or preferred stock and high-quality convertible securities. Although the portfolio managers generally do not emphasize investment in any particular investment sector or industry, the fund may invest a significant portion of its assets in the securities of companies in the information technology, health care and industrials sectors at any given time. The fund will generally sell when the stock has met the portfolio managers' target price, the investment is no longer valid, a better investment opportunity has arisen or if the investment reaches a value more than 5% of the fund's net assets. At times, the fund may hold securities of small-capitalization companies.

The fund may lend its securities to broker-dealers and other financial institutions to earn additional income.

Principal risks | The greatest risk of investing in the fund is that you could lose money. The fund invests primarily in securities whose values may increase and decrease in response to the activities of the companies that issued such securities, general market conditions and/or economic conditions. As a result, the fund's net asset value ("NAV") may also increase and decrease. An investment in the fund is not a deposit with a bank and is not insured or guaranteed by the Federal Deposit Insurance Corporation or any other government agency. Investments in the fund are subject to the following primary risks. The most significant risks of investing in the fund as of the date of this Prospectus are listed first below, followed by the remaining risks in alphabetical order. Each risk summarized below is considered a "principal risk" of investing in the fund, regardless of the order in which it appears. Different risks may be more significant at different times depending on market conditions or other factors.

- **Mid-cap company risk** arises because mid-cap companies may have narrower commercial markets, limited managerial and financial resources, more volatile performance, and less liquid stock, compared to larger, more established companies. Stocks of these companies often trade less frequently and in limited volume and their prices may fluctuate more than stocks of large-capitalization companies. As a result, it may be relatively more difficult for the fund to buy and sell securities of mid-capitalization companies;
- **Growth stock risk** is the risk of a growth company not providing an expected sales or earnings increase or dividend yield. When these expectations are not met, the prices of these stocks may decline, even if earnings showed an absolute increase. If a growth investment style shifts out of favor based on market conditions and investor sentiment, the fund could underperform funds that use a value or other non-growth approach to investing or have a broader investment style;
- **Equity securities are subject to market risk.** In general, the values of stocks and other equity securities fluctuate, sometimes widely, in response to changes in a company's financial condition as well as general market, economic and political conditions and other factors. The fund may invest in the following equity securities, which may expose the fund to the following additional risks:
 - **Common stocks.** The value of a company's common stock may fall as a result of factors affecting the company, companies in the same industry or sector, or the financial markets overall. Common stock generally is subordinate to preferred stock upon the liquidation or bankruptcy of the issuing company;
 - **Preferred stock.** Preferred stocks are subject to issuer-specific risks and are sensitive to movements in interest rates. Preferred stocks may be less liquid than common stocks and, unlike common stocks, participation in the growth of an issuer may be limited. Distributions on preferred stocks generally are payable at the discretion of an issuer and after required payments to bond holders. Preferred stocks may also be subject to credit risk, which is the risk that an issuer may be unable or unwilling to meet its financial obligations;
 - **Convertible securities.** Convertible securities are subject to the risk that the credit standing of the issuer may have an effect on the convertible securities' investment value. Convertible securities also are sensitive to movements in interest rates. Generally, a convertible security is subject to the market risks of stocks when the price of the underlying stock is high relative to the conversion price, and is subject to the market risks of debt securities when the underlying stock's price is low relative to the conversion price;
 - **Rights and warrants.** Rights and warrants do not carry dividend or voting rights with respect to the underlying securities or any rights in the assets of the issuer, and a right or a warrant ceases to have value if it is not exercised prior to its expiration date;
- **Market risk** is the risk that markets may at times be volatile, and the values of the fund's holdings may decline, sometimes significantly and/or rapidly, because of adverse issuer-specific conditions or general market conditions, including a broad stock market decline, which are not specifically related to a particular issuer. Geopolitical and other events, including war, terrorism, economic uncertainty, trade disputes, pandemics, public health crises, natural disasters and related events have led, and in the future may continue to lead, to instability in world economies and markets generally and reduced liquidity in equity, credit and fixed-income markets, which may disrupt economies and markets and adversely affect the value of your investment. The imposition by the U.S. of tariffs on goods imported from foreign countries and reciprocal tariffs levied on U.S. goods by those countries also may lead to volatility and instability in domestic and foreign markets. Policy changes by the U.S. government and/or Federal Reserve and political events within the U.S. and abroad, such as changes in the U.S. presidential administration and Congress, the U.S. government's inability at times to agree on a long-term budget and deficit reduction plan, the threat or occurrence of a federal government shutdown and threats or the occurrence of a failure to increase the federal government's debt limit, which could result in a default on the government's obligations, may affect investor and consumer confidence and may adversely impact financial markets and the broader economy, perhaps suddenly and to a significant degree. These and other conditions may cause broad changes in market value, the general outlook for corporate earnings, public perceptions concerning these developments or adverse investment sentiment generally. Changes in the financial condition of a single issuer, industry or market segment also can impact the market as a whole. In addition, adverse market events may

lead to increased redemptions, which could cause the fund to experience a loss when selling securities to meet redemption requests by shareholders. Adverse market conditions may be prolonged and may not have the same impact on all types of securities. Conversely, it is also possible that, during a general downturn in the securities markets, multiple asset classes may decline in value simultaneously. Changes in value may be temporary or may last for extended periods. The financial markets generally move in cycles, with periods of rising prices followed by periods of declining prices. The value of your investment may reflect these fluctuations.

Recent market events risk includes risks arising from current and recent circumstances impacting markets. Both U.S. and international markets have experienced significant volatility in recent months and years. As a result of such volatility, investment returns may fluctuate significantly.

Moreover, the risks discussed herein associated with an investment in the fund may be increased. Both U.S. and international markets have experienced significant volatility in recent years. As a result of such volatility, investment returns may fluctuate significantly. National economies are substantially interconnected, as are global financial markets, which creates the possibility that conditions in one country or region might adversely impact issuers in a different country or region. However, the interconnectedness of economies and/or markets may be changing, which may impact such economies and markets in ways that cannot be foreseen at this time.

Some countries, including the U.S., have adopted more protectionist trade policies, including trade tariffs and other trade barriers, which is a trend that appears to be continuing globally. Slowing global economic growth, the rise in protectionist trade policies, inflationary pressures, changes to some major international trade agreements, risks associated with trade agreements between countries and regions, including the U.S. and other foreign nations, political or economic dysfunction within some countries or regions, including the U.S., and dramatic changes in consumer sentiment and commodity and currency prices could affect the economies and markets of many nations, including the U.S., in ways that cannot necessarily be foreseen at the present time and may create significant market volatility. In addition, these policies, including the impact on the U.S. dollar, may decrease foreign demand for U.S. assets, which could have a negative impact on certain issuers and/or industries.

Although interest rates were unusually low in recent years in the U.S. and abroad, in 2022, the Federal Reserve and certain foreign central banks began to raise interest rates as part of their efforts to address rising inflation. The Federal Reserve and certain foreign central banks subsequently started to lower interest rates in September 2024, though economic or other factors, such as inflation, could lead to the Federal Reserve stopping or reversing these changes. It is difficult to accurately predict the pace at which interest rates might change, the timing, frequency or magnitude of any such changes in interest rates, or when such changes might stop or again reverse course. Additionally, various economic and political factors could cause the Federal Reserve or another foreign central bank to change their approach in the future and such actions may result in an economic slowdown in the U.S. and abroad. Unexpected changes in interest rates could lead to significant market volatility or reduce liquidity in certain sectors of the market.

Deteriorating economic fundamentals may, in turn, increase the risk of default or insolvency of particular issuers, negatively impact market value, cause credit spreads to widen, and reduce bank balance sheets. Any of these could cause an increase in market volatility, reduce liquidity across various markets or decrease confidence in the markets.

Tensions, war, or open conflict between nations, such as between Russia and Ukraine, in the Middle East or in eastern Asia could affect the economies of many nations, including the United States. The duration of ongoing hostilities in the Middle East and between Russia and Ukraine, and any sanctions and related events cannot be predicted. Those events present material uncertainty and risk with respect to markets globally and the performance of the fund and its investments or operations could be negatively impacted.

Regulators in the U.S. have adopted a number of changes to regulations involving the markets and issuers, some of which apply to the fund. The full effect of various newly-adopted regulations is not currently known. Due to the broad scope of the regulations being adopted, certain of these changes to regulations could limit the fund's ability to pursue its investment strategies or make certain investments, or may make it more costly for the fund to operate, which may impact performance. Additionally, it is possible that recently adopted regulations could be further revised or rescinded, which creates material uncertainty regarding their impact to the fund.

Advancements in technology, including advanced development and increased regulation of artificial intelligence, may adversely impact market movements and liquidity. As artificial intelligence is used more widely, the profitability and growth of certain issuers and industries may be negatively impacted in ways that cannot be foreseen and could adversely impact its performance.

High public debt in the U.S. and other countries creates ongoing systemic and market risks and policymaking uncertainty. There is no assurance that the U.S. Congress will act to raise the nation's debt ceiling; a failure to do so could cause market turmoil and substantial investment risks that cannot now be fully predicted. Unexpected political, regulatory and diplomatic events within the U.S. and abroad may affect investor and consumer confidence and may adversely impact financial markets and the broader economy.

Global climate change can have potential effects on property and security values. Certain issuers, industries and regions may be adversely affected by the impacts of climate change in ways that cannot be foreseen. The impact of legislation, regulation and international accords related to climate change, including any direct or indirect consequences, may negatively impact certain issuers, industries and regions;

- **Sector risk** is the risk associated with the fund holding a core portfolio of stocks invested in similar businesses, all of which could be affected by similar economic or market conditions. The prices of securities of issuers in a particular industry or sector may be more susceptible to fluctuations due to changes in economic or business conditions, government regulations, availability of basic resources or supplies, contagion risk within a particular industry or sector or to other industries or sectors, or other events that affect the industry or sector more than securities of issuers in other industries and sectors. As the fund's portfolio changes over time, the fund's exposure to a particular sector may become higher or lower.

Health care sector risk is the risk that the health care sector may be affected by government regulations and government health care programs, restrictions on government reimbursement for medical expenses, increases or decreases in the cost of medical products and services and product liability claims, among other factors. Many health care products and services may be subject to regulatory approvals. The process of obtaining such approvals may be long and costly, and delays in or failure to receive such approvals may negatively impact the business of such companies. Additional or more stringent laws and regulations enacted in the future could have a material adverse effect on such companies in the health care sector. Issuers in the health care sector include issuers with their principal activities in the biotechnology industry, which has additional risks. A biotechnology company's valuation can often be based largely on the potential or actual performance of a limited number of products and, accordingly, can be significantly affected if one of its products proves unsafe, ineffective or unprofitable. Biotechnology companies are subject to regulation by, and the restrictions of, federal agencies, state and local governments, and non-U.S. regulatory authorities;

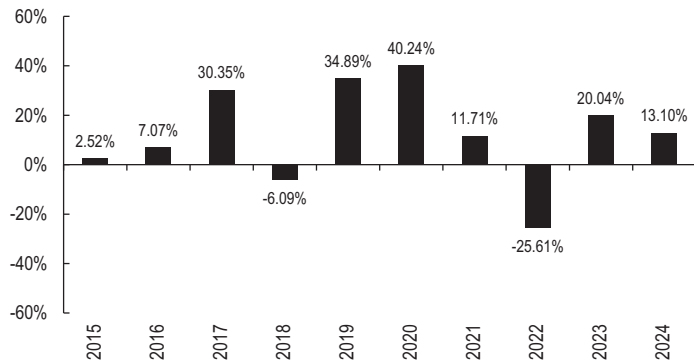
Industrials sector risk is the risk that companies in the industrials sector may be adversely affected by general economic trends, including employment, economic growth, and interest rates, changes in consumer sentiment and spending, commodity prices, legislation, government regulation and spending, import controls, and worldwide competition. In addition, companies in the industrials sector may be adversely affected by liability for environmental damages, product liability claims and exchange rates. The products of companies in the industrials sector also may face product obsolescence due to rapid technological developments and frequent new product introduction. The industrials sector includes companies engaged in the construction, engineering, machinery, energy services, transportation, professional services, and aerospace and defense industries;

Information technology sector risk is the risk that products of information technology companies may face rapid product obsolescence due to technological developments and frequent new product introduction, unpredictable changes in growth rates and competition for the services of qualified personnel. These companies may be smaller or newer and may have limited product lines, markets, financial resources or personnel. Failure to introduce new products, develop and maintain a loyal customer base or achieve general market acceptance for their products could have a material adverse effect on a company's business. Companies in the information technology sector also may be subject to increased government scrutiny or adverse government regulatory action. Additionally, companies in the information technology sector are heavily dependent on intellectual property and the loss of patent, copyright and trademark protections may adversely affect the profitability of these companies. The market prices of information technology-related securities tend to exhibit a greater degree of interest rate risk and market risk and may experience sharper price fluctuations than other types of securities. These securities may fall in and out of favor with investors rapidly, which may cause sudden selling and dramatically lower market prices;

- **Securities lending risk** is the risk that, if the fund lends its portfolio securities and receives collateral in the form of cash that is reinvested in securities, those securities may not perform sufficiently to cover the return collateral payments owed to borrowers. In addition, delays may occur in the recovery of securities from borrowers, which could interfere with the fund's ability to vote proxies or to settle transactions and there may be a loss of rights in the collateral should the borrower fail financially; and
- **Small-cap company risk** arises because small-cap companies involve greater risks than investing in large- capitalization companies. Small-cap companies generally have lower volume of shares traded daily, less liquid stock, a more volatile share price, a limited product or service base, narrower commercial markets and more limited access to capital, compared to larger, more established companies. These factors increase risks and make these companies more likely to fail than companies with larger market capitalizations, and could increase the volatility of a fund's portfolio and performance. Generally, the smaller the company size, the greater these risks.

Performance | The bar chart that follows illustrates annual fund returns for the periods ended December 31. The table that follows compares the fund's returns for various periods with those of a broad-based securities market index, as well as an additional market index with characteristics that are similar to those of the fund. This information is intended to give you some indication of the risk of investing in the fund by demonstrating how its returns have varied over time. The bar chart shows the fund's Class I share performance from one year to another. Each of the fund's share classes is invested in the same portfolio of securities, and the annual returns would have differed only to the extent that the classes do not have the same sales charges and expenses. The

fund's past performance (before and after taxes) is not necessarily an indication of how the fund will perform in the future. To obtain more current performance data as of the most recent month-end, please visit our website at rjinvestmentmanagement.com.



During 10 year period (Class I shares):

	Return	Quarter Ended
Best Quarter	32.86%	June 30, 2020
Worst Quarter	(20.41)%	March 31, 2020

Average annual total returns (for the periods ended December 31, 2024):

Fund return (after deduction of sales charges and expenses)				
Share Class	Inception Date	1-yr	5-yr	10-yr
Class I – Before Taxes	6/21/06	13.10%	9.61%	11.11%
After Taxes on Distributions		10.02%	7.78%	9.89%
After Taxes on Distributions and Sale of Fund Shares		9.98%	7.52%	9.07%
Class A – Before Taxes	8/20/98	7.40%	8.20%	10.22%
Class C – Before Taxes	8/20/98	11.99%	8.52%	9.99%
Class R-6 – Before Taxes	8/15/11	13.21%	9.70%	11.21%
Index (reflects no deduction for fees, expenses or taxes)		1-yr	5-yr	10-yr
Russell 3000® Index (1)		23.81%	13.86%	12.55%
Russell Midcap® Growth Index		22.10%	11.47%	11.54%

(1) In accordance with new regulatory requirements, the fund has selected a new broad-based securities market index. The former performance index is being maintained as an additional index as it shows how the fund's performance compares to an index with characteristics that are more representative of the fund's investment strategy.

After-tax returns are calculated using the historically highest individual federal marginal income tax rates and do not reflect the impact of state and local taxes. Actual after-tax returns depend on an investor's tax situation and may differ from those shown. After-tax returns shown are not relevant to investors who hold their fund shares through tax-deferred arrangements, such as a 401(k) plan or individual retirement account ("IRA"). After-tax returns are shown for Class I only and after-tax returns for Class A, Class C and Class R-6 will vary. The return after taxes on distributions and sale of fund shares may exceed the return before taxes due to an assumed tax benefit from any losses on a sale of fund shares at the end of the measurement period.

Investment Adviser | Carillon Tower Advisers, Inc. is the fund's investment adviser.

Subadviser | Eagle Asset Management, Inc. serves as the subadviser to the fund.

Carillon Mutual Funds

SUMMARY OF CARILLON EAGLE MID CAP GROWTH FUND | 5.1.2025

Portfolio Managers | Eric Mintz, CFA®, Christopher Sassouni, D.M.D. and David Cavanaugh are Portfolio Managers of the fund and are jointly and primarily responsible for all aspects of the fund's management. Mr. Mintz has managed the fund since 2011, Dr. Sassouni has managed the fund since 2020 after serving as Assistant Portfolio Manager of the fund since 2006, and Mr. Cavanaugh has managed the fund since June 2022 after serving as a Senior Research Analyst of the fund from 2017 to June 2022.

Purchase and sale of fund shares | You may purchase, redeem, or exchange Class A, C, and I shares of the fund on any business day through your financial intermediary, by telephone (800.421.4184), or by mail. Prior to June 2, 2025, purchases, redemptions and exchanges should be mailed to Carillon Family of Funds, c/o U.S. Bank Global Fund Services, P.O. Box 701, Milwaukee, WI 53201-0701 (for regular mail) or 615 East Michigan Street, Third Floor, Milwaukee, WI, 53202 (for overnight service). Effective June 2, 2025, purchases, redemptions and exchanges should be mailed to Carillon Family of Funds, c/o U.S. Bank Global Fund Services, P.O. Box 219252, Kansas City, MO 64121-9252 (for regular mail) or 801 Pennsylvania Avenue, Suite 219252, Kansas City, MO, 64105-1307 (for overnight service). In Class A and Class C shares, the minimum purchase amount is \$1,000 for regular accounts, \$100 for retirement accounts and \$50 through a periodic investment program, with a minimum subsequent investment plan of \$50 per month. For individual investors, the minimum initial purchase for Class I shares is \$1,000, while fee-based plan sponsors set their own minimum requirements. For Class R-6 shares, other than those purchased through a participating retirement plan, the minimum initial purchase is \$1,000,000. For Class R-6 shares purchased through a participating retirement plan, the minimum initial purchase is set by the plan administrator.

Tax information | The dividends you receive from the fund will be taxed as ordinary income or net capital gain (i.e., the excess of net long-term capital gain over net short-term capital loss) unless you are investing through a tax-deferred arrangement, such as a 401(k) plan or an IRA, in which case you may be subject to federal income tax on withdrawals from the arrangement.

Payments to broker-dealers and other financial intermediaries | If you purchase shares of the fund through a broker-dealer or other financial intermediary (such as a bank), the fund and its related companies may pay the intermediary for the sale of fund shares and related services. These payments may create a conflict of interest by influencing the broker-dealer or other intermediary and your salesperson to recommend the fund over another investment. Ask your salesperson or visit your financial intermediary's website for more information.

Investment objective | The Carillon Eagle Small Cap Growth Fund (“Eagle Small Cap Growth Fund” or the “fund”) seeks long-term capital appreciation.

Fees and expenses of the fund | The tables that follow describe the fees and expenses that you may pay if you buy, hold, and sell shares of the Eagle Small Cap Growth Fund. **You may pay other fees, such as brokerage commissions and other fees to financial intermediaries, which are not reflected in the tables and examples below.** You may qualify for sales discounts if you and your family invest, or agree to invest in the future, at least \$25,000 in the Class A shares of the Carillon Family of Funds. More information about these and other discounts, including through specific financial intermediaries, is available from your financial professional, on page 147 of the fund’s Prospectus and on page 74 of the fund’s Statement of Additional Information.

Shareholder fees (fees paid directly from your investment):

	Class A	Class C	Class I	Class R-6
Maximum Sales Charge Imposed on Purchases (as a % of offering price)	4.75%	None	None	None
Maximum Deferred Sales Charge (as a % of original purchase price or redemption proceeds, whichever is lower)	None (a)	1.00% (a)	None	None
Redemption Fee	None	None	None	None

Annual fund operating expenses (expenses that you pay each year as a percentage of the value of your investment):

	Class A	Class C	Class I	Class R-6
Management Fees	0.60%	0.60%	0.60%	0.60%
Distribution and Service (12b-1) Fees	0.25%	1.00%	0.00%	0.00%
Other Expenses	0.32%	0.27%	0.28%	0.18%
Total Annual Fund Operating Expenses	1.17%	1.87%	0.88%	0.78%

(a) If you purchased \$1,000,000 or more of Class A shares of a Carillon mutual fund that were not otherwise eligible for a sales charge waiver and sell the shares within 18 months from the date of purchase, you may pay up to a 1% contingent deferred sales charge (“CDSC”) at the time of sale. If you sell Class C shares less than one year after purchase, you will pay a 1% CDSC at the time of sale.

Expense example | This example is intended to help you compare the cost of investing in the fund with the cost of investing in other mutual funds. The example assumes that you invest \$10,000 in the fund for the time periods indicated and then redeem all of your shares at the end of those periods. The example also assumes that your investment has a 5% return each year and that the fund’s operating expenses remain the same. Your costs would be the same whether you sold your shares or continued to hold them at the end of the period. Although your actual costs may be higher or lower, based on these assumptions your costs would be:

Share Class	Year 1	Year 3	Year 5	Year 10
Class A	\$589	\$829	\$1,088	\$1,828
Class C	\$290	\$588	\$1,011	\$2,190
Class I	\$90	\$281	\$488	\$1,084
Class R-6	\$80	\$249	\$433	\$966

Portfolio turnover | The fund pays transaction costs, such as commissions, when it buys and sells securities (or “turns over” its portfolio). A higher portfolio turnover rate may indicate higher transaction costs and may result in higher taxes when fund shares are held in a taxable account. These costs, which are not reflected in annual fund operating expenses or in the example, affect the fund’s performance. During the most recent fiscal year, the fund’s portfolio turnover rate was 53% of the average value of its portfolio.

Principal investment strategies | During normal market conditions, the Eagle Small Cap Growth Fund seeks to achieve its objective by investing at least 80% of its net assets (plus the amount of any borrowings for investment purposes) in the stocks of small-capitalization companies. The fund’s portfolio managers consider small-capitalization companies to be those companies that, at the time of initial purchase, have a market capitalization equal to or less than the largest company in the Russell 2000® Growth Index during the most recent 12-month period (approximately \$58.4 billion during the 12-month period ended December 31, 2024). The fund is not required to sell equity securities whose market values appreciate or depreciate outside this market capitalization range.

When making their investment decisions, the portfolio managers generally focus on investing in the dividend paying equity securities, generally common stock, of companies that the portfolio managers believe have accelerating earnings growth rates, reasonable valuations (typically with a price-to-earnings ratio of no more than the earnings growth rate), strong management that participates in the ownership of the company, reasonable debt levels and/or a high or expanding return on equity. Although the portfolio managers generally do not emphasize investment in any particular investment sector or industry, the fund may invest a significant portion of its assets in the securities of companies in the health care, information technology and industrials sectors at any given time. The fund may also purchase, or obtain exposure to, securities in initial public offerings ("IPOs"). The fund will sell securities when they no longer meet the portfolio managers' investment criteria. The fund also may hold securities of mid-capitalization companies.

The fund may lend its securities to broker-dealers and other financial institutions to earn additional income.

Principal risks | The greatest risk of investing in the fund is that you could lose money. The fund invests primarily in securities whose values may increase and decrease in response to the activities of the companies that issued such securities, general market conditions and/or economic conditions. As a result, the fund's net asset value ("NAV") may also increase and decrease. An investment in the fund is not a deposit with a bank and is not insured or guaranteed by the Federal Deposit Insurance Corporation or any other government agency. Investments in the fund are subject to the following primary risks. The most significant risks of investing in the fund as of the date of this Prospectus are listed first below, followed by the remaining risks in alphabetical order. Each risk summarized below is considered a "principal risk" of investing in the fund, regardless of the order in which it appears. Different risks may be more significant at different times depending on market conditions or other factors.

- **Small-cap company risk** arises because small-cap companies involve greater risks than investing in large- capitalization companies. Small-cap companies generally have lower volume of shares traded daily, less liquid stock, a more volatile share price, a limited product or service base, narrower commercial markets and more limited access to capital, compared to larger, more established companies. These factors increase risks and make these companies more likely to fail than companies with larger market capitalizations, and could increase the volatility of a fund's portfolio and performance. Generally, the smaller the company size, the greater these risks;
- **Growth stock risk** is the risk of a growth company not providing an expected sales or earnings increase or dividend yield. When these expectations are not met, the prices of these stocks may decline, even if earnings showed an absolute increase. If a growth investment style shifts out of favor based on market conditions and investor sentiment, the fund could underperform funds that use a value or other non-growth approach to investing or have a broader investment style;
- **Equity securities are subject to market risk.** In general, the values of stocks and other equity securities fluctuate, sometimes widely, in response to changes in a company's financial condition as well as general market, economic and political conditions and other factors. The fund may invest in the following equity securities, which may expose the fund to the following additional risks:
 - Common stocks.** The value of a company's common stock may fall as a result of factors affecting the company, companies in the same industry or sector, or the financial markets overall. Common stock generally is subordinate to preferred stock upon the liquidation or bankruptcy of the issuing company;
 - Dividend-Paying Stocks.** Securities of companies that have historically paid a high dividend yield may reduce or discontinue their dividends, reducing the yield of the fund. Low priced securities in the fund may be more susceptible to these risks. Past dividend payments are not a guarantee of future dividend payments. Also, the market return of high dividend yield securities, in certain market conditions, may perform worse than other investment strategies or the overall stock market;
- **Initial public offerings risk** arises because the market value of shares sold in an IPO may fluctuate considerably due to factors such as the absence of a prior public market, unseasoned trading, the small number of shares available for trading and limited information about the issuer;
- **Market risk** is the risk that markets may at times be volatile, and the values of the fund's holdings may decline, sometimes significantly and/or rapidly, because of adverse issuer-specific conditions or general market conditions, including a broad stock market decline, which are not specifically related to a particular issuer. Geopolitical and other events, including war, terrorism, economic uncertainty, trade disputes, pandemics, public health crises, natural disasters and related events have led, and in the future may continue to lead, to instability in world economies and markets generally and reduced liquidity in equity, credit and fixed-income markets, which may disrupt economies and markets and adversely affect the value of your investment. The imposition by the U.S. of tariffs on goods imported from foreign countries and reciprocal tariffs levied on U.S. goods by those countries also may lead to volatility and instability in domestic and foreign markets. Policy changes by the U.S. government and/or Federal Reserve and political events within the U.S. and abroad, such as changes in the U.S. presidential administration and Congress, the U.S. government's inability at times to agree on a long-term budget and deficit reduction plan, the threat or occurrence of a federal government shutdown and threats or the occurrence of a failure to increase the federal government's debt limit, which could result in a default on the government's obligations, may affect investor and consumer confidence and may adversely impact financial markets and the broader economy, perhaps suddenly and to a significant degree. These and other conditions may cause broad changes in market value, the general outlook for corporate earnings, public perceptions concerning these developments or adverse investment sentiment generally. Changes in the financial condition of a single issuer, industry or market segment also can impact the market as a whole. In addition, adverse market events may lead to increased redemptions, which could cause the fund to experience a loss when selling securities to meet redemption requests by shareholders. Adverse market conditions may be prolonged and may not have the same impact on all types of securities. Conversely, it is also possible that, during a general downturn in the securities markets, multiple asset classes may decline in value simultaneously. Changes in value may be temporary or may last for extended periods. The financial markets generally move in cycles, with periods of rising prices followed by periods of declining prices. The value of your investment may reflect these fluctuations.

Recent market events risk includes risks arising from current and recent circumstances impacting markets. Both U.S. and international markets have experienced significant volatility in recent months and years. As a result of such volatility, investment returns may fluctuate significantly.

Moreover, the risks discussed herein associated with an investment in the fund may be increased. Both U.S. and international markets have experienced significant volatility in recent years. As a result of such volatility, investment returns may fluctuate significantly. National economies are substantially interconnected, as are global financial markets, which creates the possibility that conditions in one country or region might adversely impact issuers in a different country or region. However, the interconnectedness of economies and/or markets may be changing, which may impact such economies and markets in ways that cannot be foreseen at this time.

Some countries, including the U.S., have adopted more protectionist trade policies, including trade tariffs and other trade barriers, which is a trend that appears to be continuing globally. Slowing global economic growth, the rise in protectionist trade policies, inflationary pressures, changes to some major international trade agreements, risks associated with trade agreements between countries and regions, including the U.S. and other foreign nations, political or economic dysfunction within some countries or regions, including the U.S., and dramatic changes in consumer sentiment and commodity and currency prices could affect the economies and markets of many nations, including the U.S., in ways that cannot necessarily be foreseen at the present time and may create significant market volatility. In addition, these policies, including the impact on the U.S. dollar, may decrease foreign demand for U.S. assets, which could have a negative impact on certain issuers and/or industries.

Although interest rates were unusually low in recent years in the U.S. and abroad, in 2022, the Federal Reserve and certain foreign central banks began to raise interest rates as part of their efforts to address rising inflation. The Federal Reserve and certain foreign central banks subsequently started to lower interest rates in September 2024, though economic or other factors, such as inflation, could lead to the Federal Reserve stopping or reversing these changes. It is difficult to accurately predict the pace at which interest rates might change, the timing, frequency or magnitude of any such changes in interest rates, or when such changes might stop or again reverse course. Additionally, various economic and political factors could cause the Federal Reserve or another foreign central bank to change their approach in the future and such actions may result in an economic slowdown in the U.S. and abroad. Unexpected changes in interest rates could lead to significant market volatility or reduce liquidity in certain sectors of the market.

Deteriorating economic fundamentals may, in turn, increase the risk of default or insolvency of particular issuers, negatively impact market value, cause credit spreads to widen, and reduce bank balance sheets. Any of these could cause an increase in market volatility, reduce liquidity across various markets or decrease confidence in the markets.

Tensions, war, or open conflict between nations, such as between Russia and Ukraine, in the Middle East or in eastern Asia could affect the economies of many nations, including the United States. The duration of ongoing hostilities in the Middle East and between Russia and Ukraine, and any sanctions and related events cannot be predicted. Those events present material uncertainty and risk with respect to markets globally and the performance of the fund and its investments or operations could be negatively impacted.

Regulators in the U.S. have adopted a number of changes to regulations involving the markets and issuers, some of which apply to the fund. The full effect of various newly-adopted regulations is not currently known. Due to the broad scope of the regulations being adopted, certain of these changes to regulations could limit the fund's ability to pursue its investment strategies or make certain investments, or may make it more costly for the fund to operate, which may impact performance. Additionally, it is possible that recently adopted regulations could be further revised or rescinded, which creates material uncertainty regarding their impact to the fund.

Advancements in technology, including advanced development and increased regulation of artificial intelligence, may adversely impact market movements and liquidity. As artificial intelligence is used more widely, the profitability and growth of certain issuers and industries may be negatively impacted in ways that cannot be foreseen and could adversely impact its performance.

High public debt in the U.S. and other countries creates ongoing systemic and market risks and policymaking uncertainty. There is no assurance that the U.S. Congress will act to raise the nation's debt ceiling; a failure to do so could cause market turmoil and substantial investment risks that cannot now be fully predicted. Unexpected political, regulatory and diplomatic events within the U.S. and abroad may affect investor and consumer confidence and may adversely impact financial markets and the broader economy.

Global climate change can have potential effects on property and security values. Certain issuers, industries and regions may be adversely affected by the impacts of climate change in ways that cannot be foreseen. The impact of legislation, regulation and international accords related to climate change, including any direct or indirect consequences, may negatively impact certain issuers, industries and regions;

- **Mid-cap company risk** arises because mid-cap companies may have narrower commercial markets, limited managerial and financial resources, more volatile performance, and less liquid stock, compared to larger, more established companies. Stocks of these companies often trade less frequently and in limited volume and their prices may fluctuate more than stocks of large-capitalization companies. As a result, it may be relatively more difficult for the fund to buy and sell securities of mid-capitalization companies;
- **Sector risk** is the risk associated with the fund holding a core portfolio of stocks invested in similar businesses, all of which could be affected by similar economic or market conditions. The prices of securities of issuers in a particular industry or sector may be more susceptible to fluctuations due to changes in economic or business conditions, government regulations, availability of basic resources or supplies, contagion risk within a particular industry or sector or to other industries or sectors, or other events that affect the industry or sector more than securities of issuers in other industries and sectors. As the fund's portfolio changes over time, the fund's exposure to a particular sector may become higher or lower.

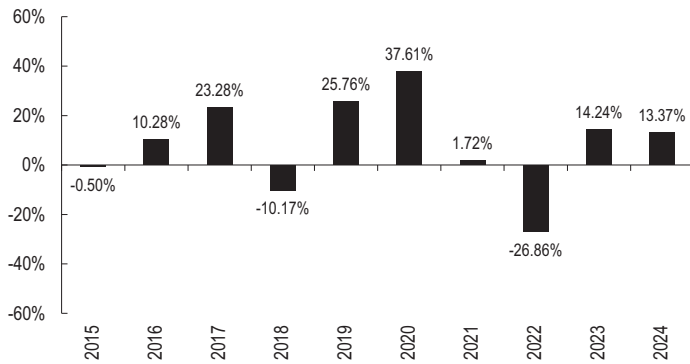
Health care sector risk is the risk that the health care sector may be affected by government regulations and government health care programs, restrictions on government reimbursement for medical expenses, increases or decreases in the cost of medical products and services and product liability claims, among other factors. Many health care products and services may be subject to regulatory approvals. The process of obtaining such approvals may be long and costly, and delays in or failure to receive such approvals may negatively impact the business of such companies. Additional or more stringent laws and regulations enacted in the future could have a material adverse effect on such companies in the health care sector. Issuers in the health care sector include issuers with their principal activities in the biotechnology industry, which has additional risks. A biotechnology company's valuation can often be based largely on the potential or actual performance of a limited number of products and, accordingly, can be significantly affected if one of its products proves unsafe, ineffective or unprofitable. Biotechnology companies are subject to regulation by, and the restrictions of, federal agencies, state and local governments, and non-U.S. regulatory authorities;

Industrials sector risk is the risk that companies in the industrials sector may be adversely affected by general economic trends, including employment, economic growth, and interest rates, changes in consumer sentiment and spending, commodity prices, legislation, government regulation and spending, import controls, and worldwide competition. In addition, companies in the industrials sector may be adversely affected by liability for environmental damages, product liability claims and exchange rates. The products of companies in the industrials sector also may face product obsolescence due to rapid technological developments and frequent new product introduction. The industrials sector includes companies engaged in the construction, engineering, machinery, energy services, transportation, professional services, and aerospace and defense industries;

Information technology sector risk is the risk that products of information technology companies may face rapid product obsolescence due to technological developments and frequent new product introduction, unpredictable changes in growth rates and competition for the services of qualified personnel. These companies may be smaller or newer and may have limited product lines, markets, financial resources or personnel. Failure to introduce new products, develop and maintain a loyal customer base or achieve general market acceptance for their products could have a material adverse effect on a company's business. Companies in the information technology sector also may be subject to increased government scrutiny or adverse government regulatory action. Additionally, companies in the information technology sector are heavily dependent on intellectual property and the loss of patent, copyright and trademark protections may adversely affect the profitability of these companies. The market prices of information technology-related securities tend to exhibit a greater degree of interest rate risk and market risk and may experience sharper price fluctuations than other types of securities. These securities may fall in and out of favor with investors rapidly, which may cause sudden selling and dramatically lower market prices; and

- **Securities lending risk** is the risk that, if the fund lends its portfolio securities and receives collateral in the form of cash that is reinvested in securities, those securities may not perform sufficiently to cover the return collateral payments owed to borrowers. In addition, delays may occur in the recovery of securities from borrowers, which could interfere with the fund's ability to vote proxies or to settle transactions and there may be a loss of rights in the collateral should the borrower fail financially.

Performance | The bar chart that follows illustrates annual fund returns for the periods ended December 31. The table that follows compares the fund's returns for various periods with those of a broad-based securities market index, as well as an additional market index with characteristics that are similar to those of the fund. This information is intended to give you some indication of the risk of investing in the fund by demonstrating how its returns have varied over time. The bar chart shows the fund's Class I share performance from one year to another. Each of the fund's share classes is invested in the same portfolio of securities, and the annual returns would have differed only to the extent that the classes do not have the same sales charges and expenses. The fund's past performance (before and after taxes) is not necessarily an indication of how the fund will perform in the future. To obtain more current performance data as of the most recent month-end, please visit our website at rjinvestmentmanagement.com.



During 10 year period (Class I shares):

	Return	Quarter Ended
Best Quarter	28.50%	June 30, 2020
Worst Quarter	(23.85)%	March 31, 2020

Average annual total returns (for the periods ended December 31, 2024):

Fund return (after deduction of sales charges and expenses)

Share Class	Inception Date	1-yr	5-yr	10-yr
Class I – Before Taxes	6/27/06	13.37%	5.81%	7.32%
After Taxes on Distributions		8.41%	1.09%	3.83%
After Taxes on Distributions and Sale of Fund Shares		11.47%	4.31%	5.47%
Class A – Before Taxes	5/7/93	7.65%	4.47%	6.47%
Class C – Before Taxes	4/3/95	12.24%	4.73%	6.23%
Class R-6 – Before Taxes	8/15/11	13.49%	5.92%	7.44%

Index (reflects no deduction for fees, expenses or taxes)

	1-yr	5-yr	10-yr
Russell 3000® Index (1)	23.81%	13.86%	12.55%
Russell 2000® Growth Index	15.15%	6.86%	8.09%

(1) In accordance with new regulatory requirements, the fund has selected a new broad-based securities market index. The former performance index is being maintained as an additional index as it shows how the fund's performance compares to an index with characteristics that are more representative of the fund's investment strategy.

After-tax returns are calculated using the historically highest individual federal marginal income tax rates and do not reflect the impact of state and local taxes. Actual after-tax returns depend on an investor's tax situation and may differ from those shown. After-tax returns shown are not relevant to investors who hold their fund shares through tax-deferred arrangements, such as a 401(k) plan or individual retirement account ("IRA"). After-tax returns are shown for Class I only and after-tax returns for Class A, Class C and Class R-6 will vary. The return after taxes on distributions and sale of fund shares may exceed the return before taxes due to an assumed tax benefit from any losses on a sale of fund shares at the end of the measurement period.

Investment Adviser | Carillon Tower Advisers, Inc. is the fund's investment adviser.

Subadviser | Eagle Asset Management, Inc. serves as the subadviser to the fund.

Carillon Mutual Funds

SUMMARY OF CARILLON EAGLE SMALL CAP GROWTH FUND | 5.1.2025

Portfolio Managers | Eric Mintz, CFA®, Christopher Sassouni, D.M.D. and David Cavanaugh are Portfolio Managers of the fund and are jointly and primarily responsible for all aspects of the fund's management. Mr. Mintz has managed the fund since 2011, Dr. Sassouni has managed the fund since 2020 after serving as Assistant Portfolio Manager of the fund since 2015, and Mr. Cavanaugh has managed the fund since June 2022 after serving as a Senior Research Analyst of the fund from 2017 to June 2022.

Purchase and sale of fund shares | You may purchase, redeem, or exchange Class A, C, and I shares of the fund on any business day through your financial intermediary, by telephone (800.421.4184), or by mail. Prior to June 2, 2025, purchases, redemptions and exchanges should be mailed to Carillon Family of Funds, c/o U.S. Bank Global Fund Services, P.O. Box 701, Milwaukee, WI 53201-0701 (for regular mail) or 615 East Michigan Street, Third Floor, Milwaukee, WI, 53202 (for overnight service). Effective June 2, 2025, purchases, redemptions and exchanges should be mailed to Carillon Family of Funds, c/o U.S. Bank Global Fund Services, P.O. Box 219252, Kansas City, MO 64121-9252 (for regular mail) or 801 Pennsylvania Avenue, Suite 219252, Kansas City, MO, 64105-1307 (for overnight service). In Class A and Class C shares, the minimum purchase amount is \$1,000 for regular accounts, \$100 for retirement accounts and \$50 through a periodic investment program, with a minimum subsequent investment plan of \$50 per month. For individual investors, the minimum initial purchase for Class I shares is \$1,000, while fee-based plan sponsors set their own minimum requirements. For Class R-6 shares, other than those purchased through a participating retirement plan, the minimum initial purchase is \$1,000,000. For Class R-6 shares purchased through a participating retirement plan, the minimum initial purchase is set by the plan administrator.

Tax information | The dividends you receive from the fund will be taxed as ordinary income or net capital gain (i.e., the excess of net long-term capital gain over net short-term capital loss) unless you are investing through a tax-deferred arrangement, such as a 401(k) plan or an IRA, in which case you may be subject to federal income tax on withdrawals from the arrangement.

Payments to broker-dealers and other financial intermediaries | If you purchase shares of the fund through a broker-dealer or other financial intermediary (such as a bank), the fund and its related companies may pay the intermediary for the sale of fund shares and related services. These payments may create a conflict of interest by influencing the broker-dealer or other intermediary and your salesperson to recommend the fund over another investment. Ask your salesperson or visit your financial intermediary's website for more information.

Investment objective | The Carillon Scout Mid Cap Fund (“Mid Cap Fund” or the “fund”) seeks long-term growth of capital.

Fees and expenses of the fund | The tables that follow describe the fees and expenses that you may pay if you buy, hold, and sell shares of the Mid Cap Fund. **You may pay other fees, such as brokerage commissions and other fees to financial intermediaries, which are not reflected in the tables and examples below.** You may qualify for sales discounts if you and your family invest, or agree to invest in the future, at least \$25,000 in the Class A shares of the Carillon Family of Funds. More information about these and other discounts, including through specific financial intermediaries, is available from your financial professional, on page 147 of the fund’s Prospectus and on page 74 of the fund’s Statement of Additional Information.

Shareholder fees (fees paid directly from your investment):

	Class A	Class C	Class I	Class R-6
Maximum Sales Charge Imposed on Purchases (as a % of offering price)	4.75%	None	None	None
Maximum Deferred Sales Charge (as a % of original purchase price or redemption proceeds, whichever is lower)	None (a)	1.00% (a)	None	None
Redemption Fee	None	None	None	None

Annual fund operating expenses (expenses that you pay each year as a percentage of the value of your investment):

	Class A	Class C	Class I	Class R-6
Management Fees	0.73%	0.73%	0.73%	0.73%
Distribution and Service (12b-1) Fees	0.25%	1.00%	0.00%	0.00%
Other Expenses	0.28%	0.27%	0.26%	0.15%
Total Annual Fund Operating Expenses	1.26%	2.00%	0.99%	0.88%
Fee Waiver and/or Expense Reimbursement (b)	(0.01)%	0.00%	(0.04)%	(0.03)%
Total Annual Fund Operating Expenses After Fee Waiver and/or Expense Reimbursement	1.25%	2.00%	0.95%	0.85%

(a) If you purchased \$1,000,000 or more of Class A shares of a Carillon mutual fund that were not otherwise eligible for a sales charge waiver and sell the shares within 18 months from the date of purchase, you may pay up to a 1% contingent deferred sales charge (“CDSC”) at the time of sale. If you sell Class C shares less than one year after purchase, you will pay a 1% CDSC at the time of sale.

(b) Carillon Tower Advisers, Inc. (“Carillon”) has contractually agreed to waive its investment advisory fee and/or reimburse certain expenses of the fund to the extent that annual operating expenses of a class exceed a percentage of that class’ average daily net assets through April 30, 2026 as follows: Class A – 1.25%, Class I – 0.95% and Class R-6 – 0.85%. This expense limitation excludes interest, taxes, brokerage commissions, costs relating to investments in other investment companies (acquired fund fees and expenses), dividend and interest costs, and extraordinary expenses. The contractual fee waivers can be changed only with the approval of a majority of the fund’s Board of Trustees. Any reimbursement of fund expenses or reduction in Carillon’s investment advisory fees is subject to recoupment by Carillon within the following two fiscal years, provided that such recoupment will not cause the fund’s expense ratio to exceed both the expense cap at the time such amounts were waived or reimbursed, or the fund’s then-current expense cap.

Expense example | This example is intended to help you compare the cost of investing in the fund with the cost of investing in other mutual funds. The example assumes that you invest \$10,000 in the fund for the time periods indicated and then redeem all of your shares at the end of those periods. The example also assumes that your investment has a 5% return each year and that the fund’s operating expenses remain the same except that the example reflects the fee waiver/expense reimbursement arrangement for the Class A, Class I and Class R-6 shares through April 30, 2026. Your costs would be the same whether you sold your shares or continued to hold them at the end of the period. Although your actual costs may be higher or lower, based on these assumptions your costs would be:

Share Class	Year 1	Year 3	Year 5	Year 10
Class A	\$596	\$855	\$1,133	\$1,924
Class C	\$303	\$627	\$1,078	\$2,327
Class I	\$97	\$311	\$543	\$1,209
Class R-6	\$87	\$278	\$485	\$1,082

Portfolio turnover | The fund pays transaction costs, such as commissions, when it buys and sells securities (or “turns over” its portfolio). A higher portfolio turnover rate may indicate higher transaction costs and may result in higher taxes when fund shares are held in a taxable account. These costs, which are not reflected in annual fund operating expenses or in the example, affect the fund’s performance. During the most recent fiscal year, the fund’s portfolio turnover rate was 72% of the average value of its portfolio.

Principal investment strategies | The fund pursues its objective by investing primarily in common stocks of mid-capitalization companies. Under normal circumstances, at least 80% of the fund's net assets will be invested in mid cap equity securities. The fund's portfolio managers consider mid-capitalization companies to be those companies that, at the time of initial purchase, have market capitalizations greater than \$1 billion and equal to or less than the largest company in the Russell Midcap® Index during the most recent 12-month period (approximately \$168.4 billion during the 12-month period ended December 31, 2024). The fund is not required to sell equity securities whose market values appreciate or depreciate outside this market capitalization range. The fund normally maintains a portfolio of investments diversified across companies and economic sectors.

The equity securities in which the fund invests include common stocks, depositary receipts, preferred stocks, convertible securities, warrants and other rights, and real estate investment trusts ("REITs"). The portfolio management team seeks to invest in the securities of growth and value companies that are expected to benefit from macroeconomic or company-specific factors, and that are attractively priced relative to their fundamentals. In making investment decisions, the portfolio management team may consider fundamental factors such as cash flow, financial strength, profitability, statistical valuation measures, potential or actual catalysts that could move the share price, accounting practices, management quality, risk factors such as litigation, the estimated valuation of a company considering its growth potential, general economic and industry conditions, and additional information as appropriate. The fund may engage in frequent and active trading.

The fund will invest primarily in securities of U.S. companies, but may invest up to 20% of the portfolio in foreign companies, including those located in developing countries or emerging markets, American Depositary Receipts ("ADRs") or Global Depositary Receipts ("GDRs") (collectively, "depositary receipts"). At times, the fund may hold securities of small capitalization companies.

The fund intends to hold some cash, short-term debt obligations, government securities, money market funds or other high-quality investments for reserves to cover redemptions and unanticipated expenses. There may be times, however, when the fund attempts to respond to adverse market, economic, political or other conditions by investing a higher percentage of its assets in cash or in those types of money market investments for temporary defensive purposes. During those times, the fund may not be able to pursue its investment objective or follow its principal investment strategies and, instead, will focus on preserving your investment.

The fund may lend its securities to broker-dealers and other financial institutions to earn additional income.

Principal risks | The greatest risk of investing in the fund is that you could lose money. The fund invests primarily in securities whose values may increase and decrease in response to the activities of the companies that issued such securities, general market conditions and/or economic conditions. As a result, the fund's net asset value ("NAV") may also increase and decrease. An investment in the fund is not a deposit with a bank and is not insured or guaranteed by the Federal Deposit Insurance Corporation or any other government agency. Investments in the fund are subject to the following primary risks. The most significant risks of investing in the fund as of the date of this Prospectus are listed first below, followed by the remaining risks in alphabetical order. Each risk summarized below is considered a "principal risk" of investing in the fund, regardless of the order in which it appears. Different risks may be more significant at different times depending on market conditions or other factors.

- **Equity securities are subject to market risk.** In general, the values of stocks and other equity securities fluctuate, sometimes widely, in response to changes in a company's financial condition as well as general market, economic and political conditions and other factors. The fund may invest in the following equity securities, which may expose the fund to the following additional risks:

Common stocks. The value of a company's common stock may fall as a result of factors affecting the company, companies in the same industry or sector, or the financial markets overall. Common stock generally is subordinate to preferred stock upon the liquidation or bankruptcy of the issuing company;

Preferred stock. Preferred stocks are subject to issuer-specific risks and are sensitive to movements in interest rates. Preferred stocks may be less liquid than common stocks and, unlike common stocks, participation in the growth of an issuer may be limited. Distributions on preferred stocks generally are payable at the discretion of an issuer and after required payments to bond holders. Preferred stocks may also be subject to credit risk, which is the risk that an issuer may be unable or unwilling to meet its financial obligations;

Convertible securities. Convertible securities are subject to the risk that the credit standing of the issuer may have an effect on the convertible securities' investment value. Convertible securities also are sensitive to movements in interest rates. Generally, a convertible security is subject to the market risks of stocks when the price of the underlying stock is high relative to the conversion price, and is subject to the market risks of debt securities when the underlying stock's price is low relative to the conversion price;

Depositary receipts. Investing in depositary receipts entails many of the same risks as direct investment in foreign securities, including, but not limited to, currency exchange rate fluctuations, political and financial instability in the home country of a particular depositary receipt, less liquidity and more volatility;

REITs. Investments in REITs are subject to the risks associated with investing in the real estate industry, such as adverse developments affecting the real estate industry and real property values, and are dependent upon the skills of their managers. REITs may not be diversified geographically or by property or tenant type. REITs typically incur fees that are separate from those incurred by the fund, meaning the fund, as a shareholder, will indirectly bear a proportionate share of a REIT's operating expenses;

Rights and warrants. Rights and warrants do not carry dividend or voting rights with respect to the underlying securities or any rights in the assets of the issuer, and a right or a warrant ceases to have value if it is not exercised prior to its expiration date;

- **Mid-cap company risk** arises because mid-cap companies may have narrower commercial markets, limited managerial and financial resources, more volatile performance, and less liquid stock, compared to larger, more established companies. Stocks of these companies often trade less frequently and in limited volume and their prices may fluctuate more than stocks of large-capitalization companies. As a result, it may be relatively more difficult for the fund to buy and sell securities of mid-capitalization companies;
- **Market risk** is the risk that markets may at times be volatile, and the values of the fund's holdings may decline, sometimes significantly and/or rapidly, because of adverse issuer-specific conditions or general market conditions, including a broad stock market decline, which are not specifically related to a particular issuer. Geopolitical and other events, including war, terrorism, economic uncertainty, trade disputes, pandemics, public health crises, natural disasters and related events have led, and in the future may continue to lead, to instability in world economies and markets generally and reduced liquidity in equity, credit and fixed-income markets, which may disrupt economies and markets and adversely affect the value of your investment. The imposition by the U.S. of tariffs on goods imported from foreign countries and reciprocal tariffs levied on U.S. goods by those countries also may lead to volatility and instability in domestic and foreign markets. Policy changes by the U.S. government and/ or Federal Reserve and political events within the U.S. and abroad, such as changes in the U.S. presidential administration and Congress, the U.S. government's inability at times to agree on a long-term budget and deficit reduction plan, the threat or occurrence of a federal government shutdown and threats or the occurrence of a failure to increase the federal government's debt limit, which could result in a default on the government's obligations, may affect investor and consumer confidence and may adversely impact financial markets and the broader economy, perhaps suddenly and to a significant degree. These and other conditions may cause broad changes in market value, the general outlook for corporate earnings, public perceptions concerning these developments or adverse investment sentiment generally. Changes in the financial condition of a single issuer, industry or market segment also can impact the market as a whole. In addition, adverse market events may lead to increased redemptions, which could cause the fund to experience a loss when selling securities to meet redemption requests by shareholders. Adverse market conditions may be prolonged and may not have the same impact on all types of securities. Conversely, it is also possible that, during a general downturn in the securities markets, multiple asset classes may decline in value simultaneously. Changes in value may be temporary or may last for extended periods. The financial markets generally move in cycles, with periods of rising prices followed by periods of declining prices. The value of your investment may reflect these fluctuations.

Recent market events risk includes risks arising from current and recent circumstances impacting markets. Both U.S. and international markets have experienced significant volatility in recent months and years. As a result of such volatility, investment returns may fluctuate significantly.

Moreover, the risks discussed herein associated with an investment in the fund may be increased. Both U.S. and international markets have experienced significant volatility in recent years. As a result of such volatility, investment returns may fluctuate significantly. National economies are substantially interconnected, as are global financial markets, which creates the possibility that conditions in one country or region might adversely impact issuers in a different country or region. However, the interconnectedness of economies and/or markets may be changing, which may impact such economies and markets in ways that cannot be foreseen at this time.

Some countries, including the U.S., have adopted more protectionist trade policies, including trade tariffs and other trade barriers, which is a trend that appears to be continuing globally. Slowing global economic growth, the rise in protectionist trade policies, inflationary pressures, changes to some major international trade agreements, risks associated with trade agreements between countries and regions, including the U.S. and other foreign nations, political or economic dysfunction within some countries or regions, including the U.S., and dramatic changes in consumer sentiment and commodity and currency prices could affect the economies and markets of many nations, including the U.S., in ways that cannot necessarily be foreseen at the present time and may create significant market volatility. In addition, these policies, including the impact on the U.S. dollar, may decrease foreign demand for U.S. assets, which could have a negative impact on certain issuers and/or industries.

Although interest rates were unusually low in recent years in the U.S. and abroad, in 2022, the Federal Reserve and certain foreign central banks began to raise interest rates as part of their efforts to address rising inflation. The Federal Reserve and certain foreign central banks subsequently started to lower interest rates in September 2024, though economic or other factors, such as inflation, could lead to the Federal Reserve stopping or reversing these changes. It is difficult to accurately predict the pace at which interest rates might change, the timing, frequency or magnitude of any such changes in interest rates, or when such changes might stop or again reverse course. Additionally, various economic and political factors could cause the Federal Reserve or another foreign central bank to change their approach in the future and such actions may result in an economic slowdown in the U.S. and abroad. Unexpected changes in interest rates could lead to significant market volatility or reduce liquidity in certain sectors of the market.

Deteriorating economic fundamentals may, in turn, increase the risk of default or insolvency of particular issuers, negatively impact market value, cause credit spreads to widen, and reduce bank balance sheets. Any of these could cause an increase in market volatility, reduce liquidity across various markets or decrease confidence in the markets.

Tensions, war, or open conflict between nations, such as between Russia and Ukraine, in the Middle East or in eastern Asia could affect the economies of many nations, including the United States. The duration of ongoing hostilities in the Middle East and between Russia and Ukraine, and any sanctions and related events cannot be predicted. Those events present material uncertainty and risk with respect to markets globally and the performance of the fund and its investments or operations could be negatively impacted.

Regulators in the U.S. have adopted a number of changes to regulations involving the markets and issuers, some of which apply to the fund. The full effect of various newly-adopted regulations is not currently known. Due to the broad scope of the regulations being adopted, certain of these changes to regulations could limit the fund's ability to pursue its investment strategies or make certain investments, or may make it more costly for the fund to operate, which may impact performance. Additionally, it is possible that recently adopted regulations could be further revised or rescinded, which creates material uncertainty regarding their impact to the fund.

Advancements in technology, including advanced development and increased regulation of artificial intelligence, may adversely impact market movements and liquidity. As artificial intelligence is used more widely, the profitability and growth of certain issuers and industries may be negatively impacted in ways that cannot be foreseen and could adversely impact its performance.

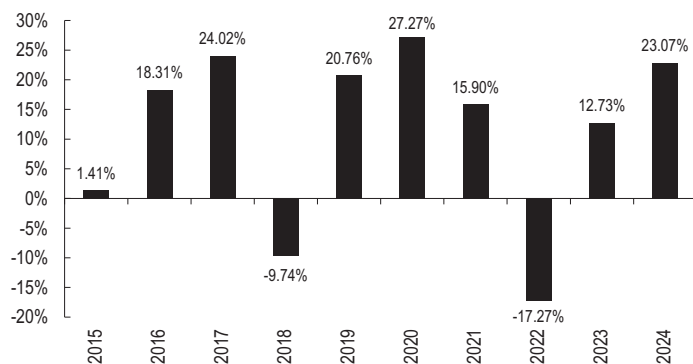
High public debt in the U.S. and other countries creates ongoing systemic and market risks and policymaking uncertainty. There is no assurance that the U.S. Congress will act to raise the nation's debt ceiling; a failure to do so could cause market turmoil and substantial investment risks that cannot now be fully predicted. Unexpected political, regulatory and diplomatic events within the U.S. and abroad may affect investor and consumer confidence and may adversely impact financial markets and the broader economy.

Global climate change can have potential effects on property and security values. Certain issuers, industries and regions may be adversely affected by the impacts of climate change in ways that cannot be foreseen. The impact of legislation, regulation and international accords related to climate change, including any direct or indirect consequences, may negatively impact certain issuers, industries and regions;

- **Currency risk** is the risk related to the fund's exposure to foreign currencies through its investments. Foreign currencies may fluctuate significantly over short periods of time, may be affected unpredictably by intervention, or the failure to intervene, of the U.S. or foreign governments or central banks, and may be affected by currency controls or political developments in the U.S. or abroad. Foreign currencies may also decline in value relative to the U.S. dollar and other currencies and thereby affect the fund's investments;
- **Emerging markets** are generally smaller, less developed, less liquid, less efficient, and more volatile than the securities markets of the U.S. and other foreign developed markets, and the issuers in such markets may have smaller market capitalizations. There are also risks of: greater political uncertainties; an economy's dependence on revenues from particular commodities or on international aid or development assistance; the imposition of sanctions or exchange controls, including currency transfer restrictions; a limited number of potential buyers for such securities; less reliable clearance and settlement, registration and custodial procedures; less stringent, or a lack of, accounting, auditing, financial reporting and recordkeeping requirements or standards; and significant limitations on investor rights and recourse. The governments of emerging market countries may also be more unstable. There may be less publicly available information about issuers in emerging markets, which can impede a fund's ability to accurately evaluate foreign securities. When investing in emerging markets, the risks of investing in foreign securities are heightened;
- **Foreign securities risks**, which are potential risks not associated with U.S. investments, may include, but are not limited to: (1) currency exchange rate fluctuations; (2) political and financial instability; (3) less liquidity; (4) lack of uniform accounting, auditing, recordkeeping and financial reporting standards; (5) increased volatility; (6) less government regulation and supervision of foreign stock exchanges, brokers and listed companies; (7) significant limitations on investor rights and recourse; (8) use of unfamiliar corporate organizational structures; (9) unavailable or unreliable public information regarding issuers; and (10) delays in transaction settlement in some foreign markets. Additionally, trading in foreign markets generally involves higher transaction costs than trading in U.S. markets. The unavailability and/or unreliability of public information available may impede the fund's ability to accurately evaluate foreign securities. Moreover, it may be difficult to enforce contractual obligations or invoke judicial or arbitration processes against non-U.S. companies and non-U.S. persons in foreign jurisdictions. The risks associated with investments in governmental or quasi-governmental entities of a foreign country are heightened by the potential for unexpected governmental change and inadequate government oversight. Foreign security risk may also apply to ADRs and GDRs;
- **Growth stock risk** is the risk of a growth company not providing an expected sales or earnings increase or dividend yield. When these expectations are not met, the prices of these stocks may decline, even if earnings showed an absolute increase. If a growth investment style shifts out of favor based on market conditions and investor sentiment, the fund could underperform funds that use a value or other non-growth approach to investing or have a broader investment style;
- **Investing in other investment companies, including money market funds**, carries with it the risk that, by investing in another investment company, the fund will be exposed to the risks of the types of investments in which the investment company invests. The fund and its shareholders will indirectly bear the fund's proportionate share of the fees and expenses paid by shareholders of the other investment company, in addition to the fees and expenses fund shareholders directly bear in connection with the fund's own operations;
- **Market timing risk** arises because certain types of securities in which the fund invests, including small-cap and foreign securities, could cause the fund to be at greater risk of market timing activities by fund shareholders. Such activities can dilute the fund's NAV, increase the fund's expenses and interfere with the fund's ability to execute efficient investment strategies;
- **Portfolio turnover risk** is the risk that performance may be adversely affected by the high rate of portfolio turnover that can be caused by the fund engaging in active and frequent trading, which generally leads to greater transaction costs. High portfolio turnover may increase the possibility that the recognition of capital gains will be accelerated, including short-term capital gains that will generally be taxable to shareholders as ordinary income;
- **Securities lending risk** is the risk that, if the fund lends its portfolio securities and receives collateral in the form of cash that is reinvested in securities, those securities may not perform sufficiently to cover the return collateral payments owed to borrowers. In addition, delays may occur in the recovery of securities from borrowers, which could interfere with the fund's ability to vote proxies or to settle transactions and there may be a loss of rights in the collateral should the borrower fail financially;

- **Small-cap company risk** arises because small-cap companies involve greater risks than investing in large- capitalization companies. Small-cap companies generally have lower volume of shares traded daily, less liquid stock, a more volatile share price, a limited product or service base, narrower commercial markets and more limited access to capital, compared to larger, more established companies. These factors increase risks and make these companies more likely to fail than companies with larger market capitalizations, and could increase the volatility of a fund's portfolio and performance. Generally, the smaller the company size, the greater these risks;
- **U.S. Government securities and government-sponsored enterprises risk** arises because a security backed by the U.S. Treasury or the full faith and credit of the United States is guaranteed by the applicable entity only as to the stated interest rate and face value at maturity, not its current market price. The market prices for such securities are not guaranteed and will fluctuate. Certain securities that may be held by the fund that are issued by government-sponsored enterprises, such as the Federal National Mortgage Association ("Fannie Mae"), the Federal Home Loan Mortgage Corporation ("Freddie Mac"), Federal Home Loan Banks ("FHLB"), Federal Farm Credit Banks ("FFCB"), the Government National Mortgage Association ("Ginnie Mae") and the Tennessee Valley Authority ("TVA") are not guaranteed by the U.S. Treasury and are not backed by the full faith and credit of the U.S. Government. U.S. Government securities and securities of government sponsored enterprises are also subject to credit risk, interest rate risk and market risk. It is possible that the U.S. government and government-sponsored enterprises will not be able to meet their payment obligations in the future, which would adversely affect the value of the fund's investments;
- **U.S. Treasury obligations risk** is the risk that the market value of U.S. Treasury obligations may vary due to fluctuations in interest rates. In addition, changes to the financial condition or credit rating of the U.S. Government may cause the market value of the fund's investments in obligations issued by the U.S. Treasury to decline. Certain political events in the U.S., such as a prolonged government shutdown or potential default on the national debt, may also cause investors to lose confidence in the U.S. Government and may cause the market value of U.S. Treasury obligations to decline; and
- **Value stock risk** arises from the possibility that a stock's intrinsic value may not be fully realized by the market or that its price may decline. If a value investment style shifts out of favor based on market conditions and investor sentiment, the fund could underperform funds that use a non-value approach to investing or have a broader investment style.

Performance | The bar chart that follows illustrates annual fund returns for the periods ended December 31. The table that follows compares the fund's returns for various periods with those of a broad-based securities market index, as well as an additional market index with characteristics that are similar to those of the fund. This information is intended to give you some indication of the risk of investing in the fund by demonstrating how its returns have varied over time. The bar chart shows the fund's Class I share performance from one year to another. The Class I shares of the fund have adopted the performance history and financial statements of the shares of the fund's predecessor. Each of the fund's share classes is invested in the same portfolio of securities, and the annual returns would have differed only to the extent that the classes do not have the same sales charges and expenses. The fund's past performance (before and after taxes) is not necessarily an indication of how the fund will perform in the future. To obtain more current performance data as of the most recent month-end, please visit our website at rjinvestmentmanagement.com.



During 10 year period (Class I shares):

	Return	Quarter Ended
Best Quarter	28.15%	June 30, 2020
Worst Quarter	(25.25)%	March 31, 2020

Average annual total returns (for the periods ended December 31, 2024):

Fund return (after deduction of sales charges and expenses)

Share Class	Inception Date	1-yr	5-yr	10-yr	Lifetime (if less than 10 yrs)
Class I – Before Taxes	10/31/06	23.07%	11.11%	10.63%	
After Taxes on Distributions		18.44%	9.30%	9.00%	
After Taxes on Distributions and Sale of Fund Shares		15.87%	8.53%	8.31%	
Class A – Before Taxes	11/20/17	16.84%	9.75%		8.27%
Class C – Before Taxes	11/20/17	21.80%	9.98%		8.19%
Class R-6 – Before Taxes	11/20/17	23.19%	11.22%		9.38%

Index (reflects no deduction for fees, expenses or taxes)

	1-yr	5-yr	10-yr	Lifetime (From Inception Date of Class A, Class C and Class R-6 Shares)
Russell 3000® Index (1)	23.81%	13.86%	12.55%	13.50%
Russell Midcap® Index	15.34%	9.92%	9.63%	9.98%

(1) In accordance with new regulatory requirements, the fund has selected a new broad-based securities market index. The former performance index is being maintained as an additional index as it shows how the fund’s performance compares to an index with characteristics that are more representative of the fund’s investment strategy.

After-tax returns are calculated using the historically highest individual federal marginal income tax rates and do not reflect the impact of state and local taxes. Actual after-tax returns depend on an investor’s tax situation and may differ from those shown. After-tax returns shown are not relevant to investors who hold their fund shares through tax-deferred arrangements, such as a 401(k) plan or individual retirement account (“IRA”). After-tax returns are shown for Class I only and after-tax returns for Class A, Class C and Class R-6 will vary. The return after taxes on distributions and sale of fund shares may exceed the return before taxes due to an assumed tax benefit from any losses on a sale of fund shares at the end of the measurement period.

Investment Adviser | Carillon Tower Advisers, Inc. is the fund’s investment adviser.

Subadviser | Scout Investments, Inc. serves as the subadviser to the fund.

Portfolio Managers | Derek M. Smashey, CFA®, John A. Indellicate II, CFA®, and Jason J. Votruba, CFA® have served as Portfolio Co-Managers of the fund since its inception in 2017. Eric Chenoweth, CFA® has served as Portfolio Co-Manager of the fund since May 2025. Messrs. Smashey, Indellicate, Votruba and Chenoweth are jointly and primarily responsible for the day-to-day management of the fund. Mr. Smashey served as Portfolio Co-Manager of the fund’s predecessor from its inception in 2006 to 2017. Messrs. Indellicate and Votruba served as Portfolio Co-Managers of the fund’s predecessor from 2011 and 2013, respectively, to 2017.

Purchase and sale of fund shares | You may purchase, redeem, or exchange Class A, C, and I shares of the fund on any business day through your financial intermediary, by telephone (800.421.4184), or by mail. Prior to June 2, 2025, purchases, redemptions and exchanges should be mailed to Carillon Family of Funds, c/o U.S. Bank Global Fund Services, P.O. Box 701, Milwaukee, WI 53201-0701 (for regular mail) or 615 East Michigan Street, Third Floor, Milwaukee, WI, 53202 (for overnight service). Effective June 2, 2025, purchases, redemptions and exchanges should be mailed to Carillon Family of Funds, c/o U.S. Bank Global Fund Services, P.O. Box 219252, Kansas City, MO 64121-9252 (for regular mail) or 801 Pennsylvania Avenue, Suite 219252, Kansas City, MO, 64105-1307 (for overnight service). In Class A and Class C shares, the minimum purchase amount is \$1,000 for regular accounts, \$100 for retirement accounts and \$50 through a periodic investment program, with a minimum subsequent investment plan of \$50 per month. For individual investors, the

minimum initial purchase for Class I shares is \$1,000, while fee-based plan sponsors set their own minimum requirements. For Class R-6 shares, other than those purchased through a participating retirement plan, the minimum initial purchase is \$1,000,000. For Class R-6 shares purchased through a participating retirement plan, the minimum initial purchase is set by the plan administrator.

Tax information | The dividends you receive from the fund will be taxed as ordinary income or net capital gain (i.e., the excess of net long-term capital gain over net short-term capital loss) unless you are investing through a tax-deferred arrangement, such as a 401(k) plan or an IRA, in which case you may be subject to federal income tax on withdrawals from the arrangement.

Payments to broker-dealers and other financial intermediaries | If you purchase shares of the fund through a broker-dealer or other financial intermediary (such as a bank), the fund and its related companies may pay the intermediary for the sale of fund shares and related services. These payments may create a conflict of interest by influencing the broker-dealer or other intermediary and your salesperson to recommend the fund over another investment. Ask your salesperson or visit your financial intermediary's website for more information.

Carillon Mutual Funds

SUMMARY OF CARILLON CHARTWELL SMALL CAP FUND (FORMERLY KNOWN AS CARILLON SCOUT SMALL CAP FUND) | 5.1.2025

Investment objective | The Carillon Chartwell Small Cap Fund formerly the Carillon Scout Small Cap Fund (“Small Cap Fund” or the “fund”) seeks long-term capital appreciation.

Fees and expenses of the fund | The tables that follow describe the fees and expenses that you may pay if you buy, hold, and sell shares of the Small Cap Fund. **You may pay other fees, such as brokerage commissions and other fees to financial intermediaries, which are not reflected in the tables and examples below.** You may qualify for sales discounts if you and your family invest, or agree to invest in the future, at least \$25,000 in the Class A shares of the Carillon Family of Funds. More information about these and other discounts, including through specific financial intermediaries, is available from your financial professional, on page 147 of the fund’s Prospectus and on page 74 of the fund’s Statement of Additional Information.

Shareholder fees (fees paid directly from your investment):

	Class A	Class C	Class I	Class R-6
Maximum Sales Charge Imposed on Purchases (as a % of offering price)	4.75%	None	None	None
Maximum Deferred Sales Charge (as a % of original purchase price or redemption proceeds, whichever is lower)	None (a)	1.00% (a)	None	None
Redemption Fee	None	None	None	None

Annual fund operating expenses (expenses that you pay each year as a percentage of the value of your investment):

	Class A	Class C	Class I	Class R-6
Management Fees	0.60%	0.60%	0.60%	0.60%
Distribution and Service (12b-1) Fees	0.25%	1.00%	0.00%	0.00%
Other Expenses	0.29%	0.28%	0.30%	0.25% (b)
Total Annual Fund Operation Expenses	1.14%	1.88%	0.90%	0.85%

(a) If you purchased \$1,000,000 or more of Class A shares of a Carillon mutual fund that were not otherwise eligible for a sales charge waiver and sell the shares within 18 months from the date of purchase, you may pay up to a 1% contingent deferred sales charge (“CDSC”) at the time of sale. If you sell Class C shares less than one year after purchase, you will pay a 1% CDSC at the time of sale.

(b) Other Expenses for the Class R-6 shares include 0.05% of expenses that the fund paid to Carillon that were previously waived and/or reimbursed under the contractual fee waiver/expense reimbursement agreement for the fund. Any reimbursement of fund expenses or reduction in Carillon’s investment advisory fee is subject to recoupment by Carillon within the following two fiscal years, provided that such recoupment will not cause the fund’s expense ratio to exceed both the expense cap at the time such amounts were waived or reimbursed, or the fund’s then-current expense cap.

Expense example | This example is intended to help you compare the cost of investing in the fund with the cost of investing in other mutual funds. The example assumes that you invest \$10,000 in the fund for the time periods indicated and then redeem all of your shares at the end of those periods. The example also assumes that your investment has a 5% return each year and that the fund’s operating expenses remain the same. Your costs would be the same whether you sold your shares or continued to hold them at the end of the period. Although your actual costs may be higher or lower, based on these assumptions your costs would be:

Share Class	Year 1	Year 3	Year 5	Year 10
Class A	\$586	\$820	\$1,073	\$1,795
Class C	\$291	\$591	\$1,016	\$2,201
Class I	\$92	\$287	\$498	\$1,108
Class R-6	\$87	\$271	\$471	\$1,049

Portfolio turnover | The fund pays transaction costs, such as commissions, when it buys and sells securities (or “turns over” its portfolio). A higher portfolio turnover rate may indicate higher transaction costs and may result in higher taxes when fund shares are held in a taxable account. These costs, which are not reflected in annual fund operating expenses or in the example, affect the fund’s performance. During the most recent fiscal year, the fund’s portfolio turnover rate was 27% of the average value of its portfolio.

Principal investment strategies | Under normal circumstances, the fund will invest at least 80% of its net assets (including amounts borrowed for investment purposes) in common stocks of small capitalization U.S. companies. The fund’s subadviser considers small capitalization companies to be those

that, at the time of initial purchase, have a market capitalization generally within the range of the Russell 2000 Growth Index during the most recent 12-month period (which was approximately \$7.98 million and \$59.1 billion as of December 31, 2024). The Russell 2000 Growth Index is reconstituted annually. Because the fund's subadviser defines small capitalization companies by reference to an index, the range of market capitalization of companies in which the fund invests may vary with market conditions. The fund may continue to hold securities of companies whose market capitalization was within the range of the Russell 2000 Growth Index at the time of purchase but whose current market capitalization may be outside of that range.

The fund typically invests in common stocks, including U.S. dollar denominated securities of issuers based outside the U.S. ("foreign issuers"). The fund may invest up to 20% of its assets in foreign issuers. The fund may have significant exposure to the Health Care, Industrials and Information Technology sectors. However, as the sector composition of the fund's portfolio changes over time, the fund's exposure to these sectors may be lower at a future date and the fund's exposure to other market sectors may be higher. The sub-adviser also may purchase exchange-traded funds ("ETFs") designed to track U.S. small-cap indices to manage the fund's cash holdings and gain exposure to the types of securities in which the fund primarily invests. ETFs are investment companies that invest in portfolios of securities, often designed to track particular market segments or indices, the shares of which are bought and sold on a securities exchange.

The fund's subadviser uses a "growth" style of management and seeks to identify companies with above average potential for earnings growth. Under normal market conditions, the subadviser expects that: (1) an investment in any single issuer (at the time of purchase) will comprise less than 5% of the total value of the assets in the portfolio; and (2) an investment in any one sector (at the time of purchase) will not exceed the greater of: (i) 150% of the sector weight of the Russell 2000® Growth Index, or (ii) 25% of the total value of the assets in the portfolio.

The fund intends to hold some cash, short-term debt obligations, government securities, money market funds or other high-quality investments for reserves to cover redemptions and unanticipated expenses. There may be times, however, when the fund attempts to respond to adverse market, economic, political or other conditions by investing a higher percentage of its assets in cash or in those types of money market investments for temporary defensive purposes.

The fund may lend its securities to broker-dealers and other financial institutions to earn additional income.

Principal risks | The greatest risk of investing in the fund is that you could lose money. The fund invests primarily in securities whose values may increase and decrease in response to the activities of the companies that issued such securities, general market conditions and/or economic conditions. As a result, the fund's net asset value ("NAV") may also increase and decrease. An investment in the fund is not a deposit with a bank and is not insured or guaranteed by the Federal Deposit Insurance Corporation or any other government agency. Investments in the fund are subject to the following primary risks. The most significant risks of investing in the fund as of the date of this Prospectus are listed first below, followed by the remaining risks in alphabetical order. Each risk summarized below is considered a "principal risk" of investing in the fund, regardless of the order in which it appears. Different risks may be more significant at different times depending on market conditions or other factors.

- **Market risk** is the risk that markets may at times be volatile, and the values of the fund's holdings may decline, sometimes significantly and/or rapidly, because of adverse issuer-specific conditions or general market conditions, including a broad stock market decline, which are not specifically related to a particular issuer. Geopolitical and other events, including war, terrorism, economic uncertainty, trade disputes, pandemics, public health crises, natural disasters and related events have led, and in the future may continue to lead, to instability in world economies and markets generally and reduced liquidity in equity, credit and fixed-income markets, which may disrupt economies and markets and adversely affect the value of your investment. The imposition by the U.S. of tariffs on goods imported from foreign countries and reciprocal tariffs levied on U.S. goods by those countries also may lead to volatility and instability in domestic and foreign markets. Policy changes by the U.S. government and/or Federal Reserve and political events within the U.S. and abroad, such as changes in the U.S. presidential administration and Congress, the U.S. government's inability at times to agree on a long-term budget and deficit reduction plan, the threat or occurrence of a federal government shutdown and threats or the occurrence of a failure to increase the federal government's debt limit, which could result in a default on the government's obligations, may affect investor and consumer confidence and may adversely impact financial markets and the broader economy, perhaps suddenly and to a significant degree. These and other conditions may cause broad changes in market value, the general outlook for corporate earnings, public perceptions concerning these developments or adverse investment sentiment generally. Changes in the financial condition of a single issuer, industry or market segment also can impact the market as a whole. In addition, adverse market events may lead to increased redemptions, which could cause the fund to experience a loss when selling securities to meet redemption requests by shareholders. Adverse market conditions may be prolonged and may not have the same impact on all types of securities. Conversely, it is also possible that, during a general downturn in the securities markets, multiple asset classes may decline in value simultaneously. Changes in value may be temporary or may last for extended periods. The financial markets generally move in cycles, with periods of rising prices followed by periods of declining prices. The value of your investment may reflect these fluctuations.

Recent market events risk includes risks arising from current and recent circumstances impacting markets. Both U.S. and international markets have experienced significant volatility in recent months and years. As a result of such volatility, investment returns may fluctuate significantly.

Carillon Mutual Funds

SUMMARY OF CARILLON CHARTWELL SMALL CAP FUND (FORMERLY KNOWN AS CARILLON SCOUT SMALL CAP FUND) | 5.1.2025

Moreover, the risks discussed herein associated with an investment in the fund may be increased. Both U.S. and international markets have experienced significant volatility in recent years. As a result of such volatility, investment returns may fluctuate significantly. National economies are substantially interconnected, as are global financial markets, which creates the possibility that conditions in one country or region might adversely impact issuers in a different country or region. However, the interconnectedness of economies and/or markets may be changing, which may impact such economies and markets in ways that cannot be foreseen at this time.

Some countries, including the U.S., have adopted more protectionist trade policies, including trade tariffs and other trade barriers, which is a trend that appears to be continuing globally. Slowing global economic growth, the rise in protectionist trade policies, inflationary pressures, changes to some major international trade agreements, risks associated with trade agreements between countries and regions, including the U.S. and other foreign nations, political or economic dysfunction within some countries or regions, including the U.S., and dramatic changes in consumer sentiment and commodity and currency prices could affect the economies and markets of many nations, including the U.S., in ways that cannot necessarily be foreseen at the present time and may create significant market volatility. In addition, these policies, including the impact on the U.S. dollar, may decrease foreign demand for U.S. assets, which could have a negative impact on certain issuers and/or industries.

Although interest rates were unusually low in recent years in the U.S. and abroad, in 2022, the Federal Reserve and certain foreign central banks began to raise interest rates as part of their efforts to address rising inflation. The Federal Reserve and certain foreign central banks subsequently started to lower interest rates in September 2024, though economic or other factors, such as inflation, could lead to the Federal Reserve stopping or reversing these changes. It is difficult to accurately predict the pace at which interest rates might change, the timing, frequency or magnitude of any such changes in interest rates, or when such changes might stop or again reverse course. Additionally, various economic and political factors could cause the Federal Reserve or another foreign central bank to change their approach in the future and such actions may result in an economic slowdown in the U.S. and abroad. Unexpected changes in interest rates could lead to significant market volatility or reduce liquidity in certain sectors of the market.

Deteriorating economic fundamentals may, in turn, increase the risk of default or insolvency of particular issuers, negatively impact market value, cause credit spreads to widen, and reduce bank balance sheets. Any of these could cause an increase in market volatility, reduce liquidity across various markets or decrease confidence in the markets.

Tensions, war, or open conflict between nations, such as between Russia and Ukraine, in the Middle East or in eastern Asia could affect the economies of many nations, including the United States. The duration of ongoing hostilities in the Middle East and between Russia and Ukraine, and any sanctions and related events cannot be predicted. Those events present material uncertainty and risk with respect to markets globally and the performance of the fund and its investments or operations could be negatively impacted.

Regulators in the U.S. have adopted a number of changes to regulations involving the markets and issuers, some of which apply to the fund. The full effect of various newly-adopted regulations is not currently known. Due to the broad scope of the regulations being adopted, certain of these changes to regulations could limit the fund's ability to pursue its investment strategies or make certain investments, or may make it more costly for the fund to operate, which may impact performance. Additionally, it is possible that recently adopted regulations could be further revised or rescinded, which creates material uncertainty regarding their impact to the fund.

Advancements in technology, including advanced development and increased regulation of artificial intelligence, may adversely impact market movements and liquidity. As artificial intelligence is used more widely, the profitability and growth of certain issuers and industries may be negatively impacted in ways that cannot be foreseen and could adversely impact its performance.

High public debt in the U.S. and other countries creates ongoing systemic and market risks and policymaking uncertainty. There is no assurance that the U.S. Congress will act to raise the nation's debt ceiling; a failure to do so could cause market turmoil and substantial investment risks that cannot now be fully predicted. Unexpected political, regulatory and diplomatic events within the U.S. and abroad may affect investor and consumer confidence and may adversely impact financial markets and the broader economy.

Global climate change can have potential effects on property and security values. Certain issuers, industries and regions may be adversely affected by the impacts of climate change in ways that cannot be foreseen. The impact of legislation, regulation and international accords related to climate change, including any direct or indirect consequences, may negatively impact certain issuers, industries and regions;

- **Equity securities are subject to market risk.** In general, the values of stocks and other equity securities fluctuate, sometimes widely, in response to changes in a company's financial condition as well as general market, economic and political conditions and other factors. The fund may invest in the following equity securities, which may expose the fund to the following additional risks:

Common stocks. The value of a company's common stock may fall as a result of factors affecting the company, companies in the same industry or sector, or the financial markets overall. Common stock generally is subordinate to preferred stock upon the liquidation or bankruptcy of the issuing company;

- **Growth stock risk** is the risk of a growth company not providing an expected sales or earnings increase or dividend yield. When these expectations are not met, the prices of these stocks may decline, even if earnings showed an absolute increase. If a growth investment style shifts out of favor based on market conditions and investor sentiment, the fund could underperform funds that use a value or other non-growth approach to investing or have a broader investment style;
- **Foreign securities risks**, which are potential risks not associated with U.S. investments, may include, but are not limited to: (1) currency exchange rate fluctuations; (2) political and financial instability; (3) less liquidity; (4) lack of uniform accounting, auditing, recordkeeping and financial reporting standards; (5) increased volatility; (6) less government regulation and supervision of foreign stock exchanges, brokers and listed companies; (7) significant limitations on investor rights and recourse; (8) use of unfamiliar corporate organizational structures; (9) unavailable or unreliable public information regarding issuers; and (10) delays in transaction settlement in some foreign markets. Additionally, trading in foreign markets generally involves higher transaction costs than trading in U.S. markets. The unavailability and/or unreliability of public information available may impede the fund's ability to accurately evaluate foreign securities. Moreover, it may be difficult to enforce contractual obligations or invoke judicial or arbitration processes against non-U.S. companies and non-U.S. persons in foreign jurisdictions. The risks associated with investments in governmental or quasi-governmental entities of a foreign country are heightened by the potential for unexpected governmental change and inadequate government oversight;
- **Management and strategy risk** is the risk that the value of your investment depends on the judgment of the fund's subadviser about the quality, relative yield or value of, or market trends affecting, a particular security, industry, sector, region, or market segment, or about the economy or interest rates generally. This judgment may prove to be incorrect or otherwise may not produce the intended results, which may result in losses to the fund. Investment strategies employed by the fund's subadviser in selecting investments for the fund may not result in an increase in the value of your investment or in overall performance equal to other investments;
- **Investing in other investment companies, including money market funds and ETFs**, carries with it the risk that, by investing in another investment company, the fund will be exposed to the risks of the types of investments in which the investment company invests. The fund and its shareholders will indirectly bear the fund's proportionate share of the fees and expenses paid by shareholders of the other investment company, in addition to the fees and expenses fund shareholders directly bear in connection with the fund's own operations. ETF shares may trade at a premium or discount to their net asset value. An ETF that tracks an index may not precisely replicate the returns of its benchmark index;
- **Sector risk** is the risk associated with the fund holding a core portfolio of stocks invested in similar businesses, all of which could be affected by similar economic or market conditions. The prices of securities of issuers in a particular industry or sector may be more susceptible to fluctuations due to changes in economic or business conditions, government regulations, availability of basic resources or supplies, contagion risk within a particular industry or sector or to other industries or sectors, or other events that affect the industry or sector more than securities of issuers in other industries and sectors. As the fund's portfolio changes over time, the fund's exposure to a particular sector may become higher or lower.

Health care sector risk is the risk that the health care sector may be affected by government regulations and government health care programs, restrictions on government reimbursement for medical expenses, increases or decreases in the cost of medical products and services and product liability claims, among other factors. Many health care products and services may be subject to regulatory approvals. The process of obtaining such approvals may be long and costly, and delays in or failure to receive such approvals may negatively impact the business of such companies.

Additional or more stringent laws and regulations enacted in the future could have a material adverse effect on such companies in the health care sector. Issuers in the health care sector include issuers with their principal activities in the biotechnology industry, which has additional risks. A biotechnology company's valuation can often be based largely on the potential or actual performance of a limited number of products and, accordingly, can be significantly affected if one of its products proves unsafe, ineffective or unprofitable. Biotechnology companies are subject to regulation by, and the restrictions of, federal agencies, state and local governments, and non-U.S. regulatory authorities;

Industrials sector risk is the risk that companies in the industrials sector may be adversely affected by general economic trends, including employment, economic growth, and interest rates, changes in consumer sentiment and spending, commodity prices, legislation, government regulation and spending, import controls, and worldwide competition. In addition, companies in the industrials sector may be adversely affected by liability for environmental damages, product liability claims and exchange rates. The products of companies in the industrials sector also may face product obsolescence due to rapid technological developments and frequent new product introduction. The industrials sector includes companies engaged in the construction, engineering, machinery, energy services, transportation, professional services, and aerospace and defense industries;

Information technology sector risk is the risk that products of information technology companies may face rapid product obsolescence due to technological developments and frequent new product introduction, unpredictable changes in growth rates and competition for the services of qualified personnel. These companies may be smaller or newer and may have limited product lines, markets, financial resources or personnel. Failure to introduce new products, develop and maintain a loyal customer base or achieve general market acceptance for their products could have a material adverse effect on a company's business. Companies in the information technology sector also may be subject to increased government scrutiny or adverse government regulatory action. Additionally, companies in the information technology sector are heavily dependent on intellectual property and the loss of patent, copyright and trademark protections may adversely affect the profitability of these companies. The market prices of information technology-related securities tend to exhibit a greater degree of interest rate risk and market risk and may experience sharper price fluctuations than other types of securities. These securities may fall in and out of favor with investors rapidly, which may cause sudden selling and dramatically lower market prices;

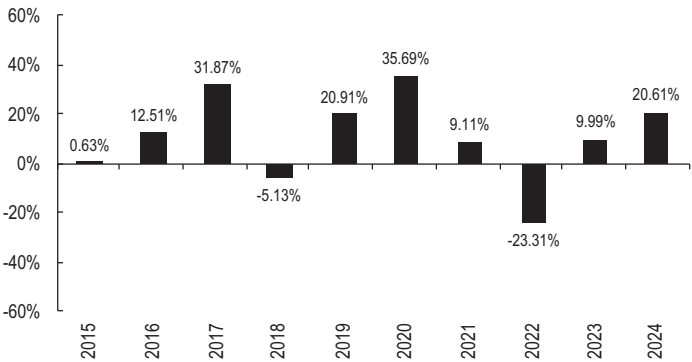
Carillon Mutual Funds

SUMMARY OF CARILLON CHARTWELL SMALL CAP FUND (FORMERLY KNOWN AS CARILLON SCOUT SMALL CAP FUND) | 5.1.2025

- **Securities lending risk** is the risk that, if the fund lends its portfolio securities and receives collateral in the form of cash that is reinvested in securities, those securities may not perform sufficiently to cover the return collateral payments owed to borrowers. In addition, delays may occur in the recovery of securities from borrowers, which could interfere with the fund’s ability to vote proxies or to settle transactions and there may be a loss of rights in the collateral should the borrower fail financially;
- **Small-cap company risk** arises because small-cap companies involve greater risks than investing in large- capitalization companies. Small-cap companies generally have lower volume of shares traded daily, less liquid stock, a more volatile share price, a limited product or service base, narrower commercial markets and more limited access to capital, compared to larger, more established companies. These factors increase risks and make these companies more likely to fail than companies with larger market capitalizations, and could increase the volatility of a fund’s portfolio and performance. Generally, the smaller the company size, the greater these risks;
- **U.S. Government securities and government-sponsored enterprises risk** arises because a security backed by the U.S. Treasury or the full faith and credit of the United States is guaranteed by the applicable entity only as to the stated interest rate and face value at maturity, not its current market price. The market prices for such securities are not guaranteed and will fluctuate. Certain securities that may be held by the fund that are issued by government sponsored enterprises, such as the Federal National Mortgage Association (“Fannie Mae”), the Federal Home Loan Mortgage Corporation (“Freddie Mac”), Federal Home Loan Banks (“FHLB”), Federal Farm Credit Banks (“FFCB”), the Government National Mortgage Association (“Ginnie Mae”) and the Tennessee Valley Authority (“TVA”) are not guaranteed by the U.S. Treasury and are not backed by the full faith and credit of the U.S. Government. U.S. Government securities and securities of government sponsored enterprises are also subject to credit risk, interest rate risk and market risk. It is possible that the U.S. government and government-sponsored enterprises will not be able to meet their payment obligations in the future, which would adversely affect the value of the fund’s investments; and
- **U.S. Treasury obligations risk** is the risk that the market value of U.S. Treasury obligations may vary due to fluctuations in interest rates. In addition, changes to the financial condition or credit rating of the U.S. Government may cause the market value of the fund’s investments in obligations issued by the U.S. Treasury to decline. Certain political events in the U.S., such as a prolonged government shutdown or potential default on the national debt, may also cause investors to lose confidence in the U.S. Government and may cause the market value of U.S. Treasury obligations to decline.

Performance | The bar chart that follows illustrates annual fund returns for the periods ended December 31. The table that follows compares the fund's returns for various periods with those of a broad-based securities market index, as well as an additional market index with characteristics that are similar to those of the fund. This information is intended to give you some indication of the risk of investing in the fund by demonstrating how its returns have varied over time. Effective January 18, 2025, a new subadviser began managing the fund, and the fund implemented a different investment objective and principal investment strategies. The performance shown below reflects the fund's performance under the management of its prior subadviser and pursuant to its prior investment objective and principal investment strategies.

The bar chart shows the fund's Class I share performance from one year to another. The Class I shares of the fund have adopted the performance history and financial statements of the shares of the fund's predecessor. Each of the fund's share classes is invested in the same portfolio of securities, and the annual returns would have differed only to the extent that the classes do not have the same sales charges and expenses. The fund's past performance (before and after taxes) is not necessarily an indication of how the fund will perform in the future. To obtain more current performance data as of the most recent month-end, please visit our website at rjinvestmentmanagement.com.



During 10 year period (Class I shares):

	Return	Quarter Ended
Best Quarter	34.38%	December 31, 2020
Worst Quarter	(26.50)%	March 31, 2020

Average annual total returns (for the periods ended December 31, 2024):

Fund return (after deduction of sales charges and expenses)

Share Class	Inception Date	1-yr	5-yr	10-yr	Lifetime (if less than 10 yrs)
Class I – Before Taxes	7/2/01	20.61%	8.54%	9.94%	
After Taxes on Distributions		17.79%	6.55%	7.92%	
After Taxes on Distributions and Sale of Fund Shares		14.22%	6.52%	7.68%	
Class A – Before Taxes	11/20/17	14.61%	7.23%		7.50%
Class C – Before Taxes	11/20/17	19.46%	7.46%		7.43%
Class R-6 – Before Taxes	11/20/17	20.70%	8.64%		8.61%

Index (reflects no deduction for fees, expenses or taxes)

	1-yr	5-yr	10-yr	Lifetime (From Inception Date of Class A, Class C and Class R-6 Shares)
Russell 3000® Index (1)	23.81%	13.86%	12.55%	13.50%
Russell 2000® Growth Index	15.15%	6.86%	8.09%	7.45%

(1) In accordance with new regulatory requirements, the fund has selected a new broad-based securities market index. The former performance index is being maintained as an additional index as it shows how the fund's performance compares to an index with characteristics that are more representative of the fund's investment strategy.

After-tax returns are calculated using the historically highest individual federal marginal income tax rates and do not reflect the impact of state and local taxes. Actual after-tax returns depend on an investor's tax situation and may differ from those shown. After-tax returns shown are not relevant to investors who hold their fund shares through tax-deferred arrangements, such as a 401(k) plan or individual retirement account ("IRA"). After-tax returns are shown for Class I only and after-tax returns for Class A, Class C and Class R-6 will vary. The return after taxes on distributions and sale of fund shares may exceed the return before taxes due to an assumed tax benefit from any losses on a sale of fund shares at the end of the measurement period.

Investment Adviser | Carillon Tower Advisers, Inc. is the fund's investment adviser.

Subadviser | Chartwell Investment Partners, LLC ("Chartwell") serves as the subadviser to the fund.

Portfolio Managers | Frank L. Sustersic, CFA® and Theresa H. Tran, CFA® are the Portfolio Managers of the fund and are jointly and primarily responsible for all aspects of the fund's management. Mr. Sustersic and Ms. Tran have managed the fund since January 2025.

Purchase and sale of fund shares | You may purchase, redeem, or exchange Class A, C, and I shares of the fund on any business day through your financial intermediary, by telephone (800.421.4184), or by mail. Prior to June 2, 2025, purchases, redemptions and exchanges should be mailed to Carillon Family of Funds, c/o U.S. Bank Global Fund Services, P.O. Box 701, Milwaukee, WI 53201-0701 (for regular mail) or 615 East Michigan Street, Third Floor, Milwaukee, WI, 53202 (for overnight service). Effective June 2, 2025, purchases, redemptions and exchanges should be mailed to Carillon Family of Funds, c/o U.S. Bank Global Fund Services, P.O. Box 219252, Kansas City, MO 64121-9252 (for regular mail) or 801 Pennsylvania Avenue, Suite 219252, Kansas City, MO, 64105-1307 (for overnight service). In Class A and Class C shares, the minimum purchase amount is \$1,000 for regular accounts, \$100 for retirement accounts and \$50 through a periodic investment program, with a minimum subsequent investment plan of \$50 per month. For individual investors, the minimum initial purchase for Class I shares is \$1,000, while fee-based plan sponsors set their own minimum requirements. For Class R-6 shares, other than those purchased through a participating retirement plan, the minimum initial purchase is \$1,000,000. For Class R-6 shares purchased through a participating retirement plan, the minimum initial purchase is set by the plan administrator.

Carillon Mutual Funds

SUMMARY OF CARILLON CHARTWELL SMALL CAP FUND (FORMERLY KNOWN AS CARILLON SCOUT SMALL CAP FUND) | 5.1.2025

Tax information | The dividends you receive from the fund will be taxed as ordinary income or net capital gain (i.e., the excess of net long-term capital gain over net short-term capital loss) unless you are investing through a tax-deferred arrangement, such as a 401(k) plan or an IRA, in which case you may be subject to federal income tax on withdrawals from the arrangement.

Payments to broker-dealers and other financial intermediaries | If you purchase shares of the fund through a broker-dealer or other financial intermediary (such as a bank), the fund and its related companies may pay the intermediary for the sale of fund shares and related services. These payments may create a conflict of interest by influencing the broker-dealer or other intermediary and your salesperson to recommend the fund over another investment. Ask your salesperson or visit your financial intermediary's website for more information.

Investment objective | The Carillon Chartwell Real Income Fund's ("Real Income Fund" or the "fund") investment objectives are to provide investors with current income and preserve inflation adjusted capital by seeking returns that exceed the rate of inflation over a complete market cycle.

Fees and expenses of the fund | The tables that follow describe the fees and expenses that you may pay if you buy, hold, and sell shares of the Real Income Fund. **You may pay other fees, such as brokerage commissions and other fees to financial intermediaries, which are not reflected in the tables and examples below.** You may qualify for sales discounts if you and your family invest, or agree to invest in the future, at least \$25,000 in the Class A shares of the Carillon Family of Funds. More information about these and other discounts, including through specific financial intermediaries, is available from your financial professional, on page 147 of the fund's Prospectus and on page 74 of the fund's Statement of Additional Information.

Shareholder fees (fees paid directly from your investment):

	Class A	Class C	Class I	Class R-6
Maximum Sales Charge Imposed on Purchases (as a % of offering price)	3.75%	None	None	None
Maximum Deferred Sales Charge (as a % of original purchase price or redemption proceeds, whichever is lower)	None (a)	1.00% (a)	None	None
Redemption Fee	None	None	None	None

Annual fund operating expenses (expenses that you pay each year as a percentage of the value of your investment):

	Class A	Class C	Class I	Class R-6
Management Fees (b)	0.30%	0.30%	0.30%	0.30%
Distribution and Service (12b-1) Fees	0.25%	1.00%	0.00%	0.00%
Other Expenses	0.27%	0.28%	0.35%	0.27%
Total Annual Fund Operating Expenses	0.82%	1.58%	0.65%	0.57%
Fee Waiver and/or Expense Reimbursement (c)	0.00%	0.00%	(0.10%)	(0.12%)
Total Annual Fund Operating Expenses After Fee Waiver and/or Expense Reimbursement	0.82%	1.58%	0.55%	0.45%

(a) If you purchased \$1,000,000 or more of Class A shares of a Carillon mutual fund that were not otherwise eligible for a sales charge waiver and sell the shares within 18 months from the date of purchase, you may pay up to a 1% contingent deferred sales charge ("CDSC") at the time of sale. If you sell Class C shares less than one year after purchase, you will pay a 1% CDSC at the time of sale.

(b) Management Fees have been restated to reflect the current contractual fee rate effective May 1, 2025.

(c) Carillon Tower Advisers, Inc. ("Carillon") has contractually agreed to waive its investment advisory fee and/or reimburse certain expenses of the fund to the extent that annual operating expenses of each class exceed a percentage of that class' average daily net assets through April 30, 2026 as follows: Class I – 0.55% and Class R-6 – 0.45%. This expense limitation excludes interest, taxes, brokerage commissions, costs relating to investments in other investment companies (acquired fund fees and expenses), dividend and interest costs, and extraordinary expenses. The contractual fee waivers can be changed only with the approval of a majority of the fund's Board of Trustees. Any reimbursement of fund expenses or reduction in Carillon's investment advisory fees is subject to recoupment by Carillon within the following two fiscal years, provided that such recoupment will not cause the fund's expense ratio to exceed both the expense cap at the time such amounts were waived or reimbursed, or the fund's then-current expense cap.

Expense example | This example is intended to help you compare the cost of investing in the fund with the cost of investing in other mutual funds. The example assumes that you invest \$10,000 in the fund for the time periods indicated and then redeem all of your shares at the end of those periods. The example also assumes that your investment has a 5% return each year and that the fund's operating expenses remain the same, except that the example reflects the fee waiver/expense reimbursement arrangement for Class I and Class R-6 through April 30, 2026. Your costs would be the same whether you sold your shares or continued to hold them at the end of the period. Although your actual costs may be higher or lower, based on these assumptions your costs would be:

Share Class	Year 1	Year 3	Year 5	Year 10
Class A	\$456	\$627	\$813	\$1,350
Class C	\$261	\$499	\$860	\$1,878
Class I	\$56	\$198	\$352	\$801
Class R-6	\$46	\$171	\$306	\$702

Portfolio turnover | The fund pays transaction costs, such as commissions, when it buys and sells securities (or “turns over” its portfolio). A higher portfolio turnover rate may indicate higher transaction costs and may result in higher taxes when fund shares are held in a taxable account. These costs, which are not reflected in annual fund operating expenses or in the example, affect the fund’s performance. During the most recent fiscal year, the fund’s portfolio turnover rate was 98% of the average value of its portfolio.

Principal investment strategies | The fund seeks to achieve its investment objectives by investing in income producing securities. Under normal circumstances, the fund intends to invest at least 60% of its net assets in Treasury Inflation Protected Securities (“TIPS”). TIPS are publicly issued, dollar denominated U.S. Government securities issued by U.S. Treasury that have principal and interest payments linked to official inflation (as measured by the Consumer Price Index, or CPI). Their payments are supported by the full faith and credit of the United States. In selecting TIPS and other inflation-indexed debt securities, including those issued by the U.S. and non-U.S. governments, their agencies or instrumentalities, the subadviser implements a relative value strategy based on the subadviser’s outlook for inflation and inflation-adjusted interest rates (real interest rates). The fund may invest in TIPS and other inflation-indexed debt securities and fixed income securities of any maturity. However, the fund’s average effective duration is expected to range from three to seven years. Duration is a measure of a debt security’s sensitivity to changes in interest rates. For example, the price of a security with a seven-year duration would be expected to decline by approximately 7% in response to a 1% increase in interest rates.

In addition to inflation-indexed debt securities, the fund may invest in other types of U.S. Treasury bills, bonds and notes, debt securities issued by U.S. Government agencies, corporate bonds, preferred stocks, mortgage-backed securities, asset-backed securities, master limited partnerships (“MLPs”), below investment grade securities, common stocks of mid- and large-capitalization companies and natural resources and precious metals companies, including dividend-paying securities, and securities issued by real estate investment trusts (“REITs”) and exchange-traded funds (“ETFs”). The fund’s investments may include ETFs that invest in natural resources and precious metals companies and gold and silver directly, which the subadviser believes over the long term tend to be less correlated to the equity and fixed income markets and may help to reduce the fund’s overall volatility. Certain of the fund’s investments in corporate bonds and preferred stocks may be convertible into common stocks. The subadviser also may purchase bonds and preferred stocks in private transactions that qualify under Rule 144A of the Securities Act of 1933 (the “1933 Act”). Additionally, the subadviser may purchase securities that are not registered under the 1933 Act including Section 4(a)(2) securities and Rule 144A securities, which are subject to restrictions on resale, and securities issued in non-U.S. markets subject to similar regulations. The subadviser may invest in fixed income securities with call features.

The subadviser selects corporate bonds and securitized products primarily on the basis of relative value and current yield and secondarily on the basis of anticipated long term return. The subadviser seeks to invest in the debt securities of companies that it believes will experience stable or improving credit profiles, and selects debt securities for the fund’s portfolio by analyzing a security’s historical and relative yield spreads, as well as its credit quality, structure, maturity and liquidity. When selecting corporate bonds and securitized products, such as mortgage-backed securities and asset-backed securities, the subadviser also will consider the rating the bond has received from Standard & Poor’s Ratings Services, a division of McGraw Hill Companies, Inc. (“S&P”), Moody’s Investors Service, Inc. (“Moody’s”), Fitch Ratings Ltd. (“Fitch”) or Morningstar DRBS (“Morningstar”). The subadviser may invest in fixed income securities of any credit rating including below investment grade securities. Investment grade securities are those rated in the Baa3 or higher categories by Moody’s, or in the BBB- or higher categories by S&P Fitch or Morningstar or, if unrated by S&P, Moody’s, Fitch or Morningstar, determined by the subadviser to be of comparable credit quality. Below-investment grade securities, commonly referred to as “junk bonds” or “high yield securities,” are securities rated below investment grade by at least one of Moody’s, S&P, Fitch or Morningstar (or, if unrated, determined by the subadviser to be of comparable credit quality).

The subadviser’s investment approach seeks to identify companies with favorable valuations, margin improvement, product innovations and visionary management teams. The fund may invest up to 15% of its net assets in common stocks and in preferred stocks. Preferred stocks are generally selected based on one of two criteria: (1) preferred stocks that the subadviser believes are offering an above average yield, in comparison to other preferred stocks of the same quality; and (2) preferred stocks that the subadviser believes offer the potential for capital appreciation due to the business prospects of the issuers.

The fund may lend its securities to broker-dealers and other financial institutions to earn additional income.

Principal risks | The greatest risk of investing in the fund is that you could lose money. The values of most debt securities held by the fund may be affected by changing interest rates and by changes in the effective maturities and credit ratings of these securities. For example, the values of debt securities in the fund’s portfolio generally will decline when interest rates rise and increase when interest rates fall. As a result, the fund’s net asset value (“NAV”) may also increase and decrease. An investment in the fund is not a deposit with a bank and is not insured or guaranteed by the Federal Deposit Insurance Corporation or any other government agency. Investments in the fund are subject to the following primary risks. The most significant risks of investing in the fund as of the date of this Prospectus are listed first below, followed by the remaining risks in alphabetical order. Each risk summarized below is considered a “principal risk” of investing in the fund, regardless of the order in which it appears. Different risks may be more significant at different times depending on market conditions or other factors.

- **Inflation-indexed debt securities risk** is the risk that inflation-indexed debt securities, including TIPS, will be adversely affected by changes in real interest rates, which are market interest rates that are adjusted for inflation. Unlike a conventional debt security, whose issuer makes regular fixed interest payments and repays the face value of the bond at maturity, an inflation-indexed debt security provides principal payments and interest payments that vary as the principal and/or interest are adjusted over time to reflect a rise or a drop in the reference inflation-related index. The prices of inflation-indexed debt securities tend to decrease when real interest rates increase and increase when real interest rates decrease. Interest payments on inflation-indexed debt securities may vary widely and will fluctuate as the principal and interest are adjusted for inflation. If an inflation index rate declines, the principal value and

interest payable on an inflation-indexed security also will decline, adversely affecting the fund's investment. Because the interest and/or principal payments on an inflation-indexed debt security are adjusted periodically for changes in inflation, the income distributed by a fund may be irregular. For inflation-indexed debt securities for which repayment of the original principal upon maturity, as adjusted for inflation, is not guaranteed, the adjusted principal value of the securities repaid at maturity may be less than the original principal value. There can be no assurance that an inflation index will accurately measure the real rate of inflation in the prices of goods and services. The fund's investments in inflation-indexed investments may lose value in the event that the actual rate of inflation is different from the rate of the inflation index. If inflation is lower than expected during the period the fund holds the security, the fund may earn less on it than on a conventional bond. In periods of deflation, the fund may have no income at all from such investments;

- **Interest rate risk** is the risk that the value of investments, such as fixed-income securities, will move in the opposite direction to movements in interest rates. Generally the value of investments with interest rate risk will fall when interest rates rise. Factors including central bank monetary policy, rising inflation rates, and changes in general economic conditions may cause interest rates to rise, perhaps significantly and/or rapidly, potentially resulting in substantial losses to the fund. It is difficult to accurately predict the pace at which interest rates might increase or decrease, or the timing, frequency, or magnitude of such changes. The effect of increasing interest rates is more pronounced for any intermediate- or longer-term fixed income obligations owned by the fund. For example, if a bond has a duration of seven years, a 1% increase in interest rates could be expected to result in a 7% decrease in the value of the bond. Interest rates may rise, perhaps significantly and/or rapidly, potentially resulting in substantial losses to the fund due to, among other factors, a decline in the value of the fund's fixed income securities, heightened volatility in the fixed income markets and the reduced liquidity of certain fixed income investments. Conversely, during periods of very low or negative interest rates, the fund may be unable to maintain positive returns or pay dividends to fund shareholders;

- **Equity securities are subject to market risk.** In general, the values of stocks and other equity securities fluctuate, sometimes widely, in response to changes in a company's financial condition as well as general market, economic and political conditions and other factors. The fund may invest in the following equity securities, which may expose the fund to the following additional risks:

Common stocks. The value of a company's common stock may fall as a result of factors affecting the company, companies in the same industry or sector, or the financial markets overall. Common stock generally is subordinate to preferred stock upon the liquidation or bankruptcy of the issuing company;

Convertible securities. Convertible securities are subject to the risk that the credit standing of the issuer may have an effect on the convertible securities' investment value. Convertible securities also are sensitive to movements in interest rates. Generally, a convertible security is subject to the market risks of stocks when the price of the underlying stock is high relative to the conversion price, and is subject to the market risks of debt securities when the underlying stock's price is low relative to the conversion price;

Dividend-Paying Stocks. Securities of companies that have historically paid a high dividend yield may reduce or discontinue their dividends, reducing the yield of the fund. Low priced securities in the fund may be more susceptible to these risks. Past dividend payments are not a guarantee of future dividend payments. Also, the market return of high dividend yield securities, in certain market conditions, may perform worse than other investment strategies or the overall stock market;

Preferred stock. Preferred stocks are subject to issuer-specific risks and are sensitive to movements in interest rates. Preferred stocks may be less liquid than common stocks and, unlike common stocks, participation in the growth of an issuer may be limited. Distributions on preferred stocks generally are payable at the discretion of an issuer and after required payments to bond holders. Preferred stocks may also be subject to credit risk, which is the risk that an issuer may be unable or unwilling to meet its financial obligations;

REITs. Investments in REITs are subject to the risks associated with investing in the real estate industry, such as adverse developments affecting the real estate industry and real property values, and are dependent upon the skills of their managers. REITs may not be diversified geographically or by property or tenant type. REITs typically incur fees that are separate from those incurred by the fund, meaning the fund, as a shareholder, will indirectly bear a proportionate share of a REIT's operating expenses;

- **Callable securities risk** arises from the fact that the fund may invest in fixed-income securities with call features. A call feature allows the issuer of the security to redeem or call the security prior to its stated maturity date. In periods of falling interest rates, issuers may be more likely to call in securities that are paying higher coupon rates than prevailing interest rates. In the event of a call, the fund would lose the income that would have been earned to maturity on that security, and the proceeds received by the fund may be invested in securities paying lower coupon rates and may not benefit from any increase in value that might otherwise result from declining interest rates;
- **Credit ratings risk** is the risk associated with the fact that ratings by nationally recognized rating agencies generally represent the agencies' opinion of the credit quality of an issuer and may prove to be inaccurate;
- **Credit risk** arises if an issuer is unable or unwilling, or is perceived as unable or unwilling, to meet its financial obligations or goes bankrupt;
- **Cybersecurity and technology risk.** The fund, its service providers, third-party fund distribution platforms and other market participants increasingly depend on complex information technology and communications systems, which are subject to a number of different threats and risks that could adversely affect the fund and its shareholders. Cybersecurity and other operational and technology issues may result in financial losses to the fund and its shareholders;
- **Foreign securities risks**, which are potential risks not associated with U.S. investments, may include, but are not limited to: (1) currency exchange rate fluctuations; (2) political and financial instability; (3) less liquidity; (4) lack of uniform accounting, auditing, recordkeeping and financial reporting standards; (5) increased volatility; (6) less government regulation and supervision of foreign stock exchanges, brokers and listed companies; (7) significant limitations on investor rights and recourse; (8) use of unfamiliar corporate organizational structures; (9) unavailable or unreliable public information regarding issuers; and (10) delays in transaction settlement in some foreign markets. Additionally, trading in foreign markets generally involves higher transaction costs than trading in U.S. markets. The unavailability and/or unreliability of public information available may impede the fund's ability to accurately evaluate foreign securities. Moreover, it may be difficult to enforce contractual obligations or invoke judicial or arbitration processes against non-U.S. companies and non-

U.S. persons in foreign jurisdictions. The risks associated with investments in governmental or quasi-governmental entities of a foreign country are heightened by the potential for unexpected governmental change and inadequate government oversight;

- **High-yield security risk** results from investments in below investment grade bonds, which have a greater risk of loss, are susceptible to rising interest rates and have greater volatility, especially when the economy is weak or expected to become weak. Investments in high-yield securities (commonly referred to as "junk bonds") are inherently speculative and carry a greater risk that the issuer will default on the timely payment of principal and interest. These securities may be subject to greater price volatility due to such factors as specific corporate developments, interest rate sensitivity, negative perceptions of the junk bond market generally and less secondary market volatility. High yield securities carry greater levels of call risk, credit risk and liquidity risk;
- **Income risk** is the risk that the fund's income could decline due to falling market interest rates. In a falling interest rate environment, the fund may be required to invest its assets in lower-yielding securities;
- **Inflation risk.** Inflation risk is the risk that the value of assets or income from investments will be less in the future as inflation decreases the value of money. As inflation increases, the present value of the fund's assets and distributions may decline;
- **Issuer risk** is the risk that the value of a security may decline for a reason directly related to the issuer, such as management performance, financial leverage and reduced demand for the issuer's goods or services;
- **Large-cap company risk** arises because large-cap companies may be less responsive to competitive challenges and opportunities, and may be unable to attain high growth rates, relative to smaller companies;
- **Large shareholder risk** is the risk that certain large shareholders may from time to time own a substantial amount of the fund's shares. There is no requirement that these shareholders maintain their investment in the fund. There is a risk that such large shareholders or that the fund's shareholders generally may redeem all or a substantial portion of their investments in the fund in a short period of time, which could have a significant negative impact on the fund's NAV, liquidity, brokerage costs, and expenses. Large redemptions could also result in tax consequences to shareholders and impact the fund's ability to implement its investment strategy;
- **Liquidity risk** is the possibility that trading activity in certain securities may, at times, be significantly hampered. The fund could lose money if it cannot sell a security at the time and price that would be most beneficial to the fund. During times of market turmoil, there may be no buyers or sellers for securities in certain asset classes. The fund may be required to dispose of investments at unfavorable times or prices to satisfy obligations, which may result in losses or may be costly to the fund. Market prices for such securities may be volatile. The fund may invest in liquid investments that become illiquid due to financial distress, or geopolitical events such as sanctions, trading halts or wars;
- **Management and strategy risk** is the risk that the value of your investment depends on the judgment of the fund's subadviser about the quality, relative yield or value of, or market trends affecting, a particular security, industry, sector, region or market segment, or about the economy or interest rates generally. This judgment may prove to be incorrect or otherwise may not produce the intended results, which may result in losses to the fund. Investment strategies employed by the fund's subadviser in selecting investments for the fund may not result in an increase in the value of your investment or in overall performance equal to other investments;
- **Market risk** is the risk that markets may at times be volatile, and the values of the fund's holdings may decline, sometimes significantly and/or rapidly, because of adverse issuer-specific conditions or general market conditions, including a broad stock market decline, which are not specifically related to a particular issuer. Geopolitical and other events, including war, terrorism, economic uncertainty, trade disputes, pandemics, public health crises, natural disasters and related events have led, and in the future may continue to lead, to instability in world economies and markets generally and reduced liquidity in equity, credit and fixed-income markets, which may disrupt economies and markets and adversely affect the value of your investment. The imposition by the U.S. of tariffs on goods imported from foreign countries and reciprocal tariffs levied on U.S. goods by those countries also may lead to volatility and instability in domestic and foreign markets. Policy changes by the U.S. government and/or Federal Reserve and political events within the U.S. and abroad, such as changes in the U.S. presidential administration and Congress, the U.S. government's inability at times to agree on a long-term budget and deficit reduction plan, the threat or occurrence of a federal government shutdown and threats or the occurrence of a failure to increase the federal government's debt limit, which could result in a default on the government's obligations, may affect investor and consumer confidence and may adversely impact financial markets and the broader economy, perhaps suddenly and to a significant degree. These and other conditions may cause broad changes in market value, the general outlook for corporate earnings, public perceptions concerning these developments or adverse investment sentiment generally. Changes in the financial condition of a single issuer, industry or market segment also can impact the market as a whole. In addition, adverse market events may lead to increased redemptions, which could cause the fund to experience a loss when selling securities to meet redemption requests by shareholders. Adverse market conditions may be prolonged and may not have the same impact on all types of securities. Conversely, it is also possible that, during a general downturn in the securities markets, multiple asset classes may decline in value simultaneously. Changes in value may be temporary or may last for extended periods. The financial markets generally move in cycles, with periods of rising prices followed by periods of declining prices. The value of your investment may reflect these fluctuations.

Recent market events risk includes risks arising from current and recent circumstances impacting markets. Both U.S. and international markets have experienced significant volatility in recent months and years. As a result of such volatility, investment returns may fluctuate significantly.

Moreover, the risks discussed herein associated with an investment in the fund may be increased. Both U.S. and international markets have experienced significant volatility in recent years. As a result of such volatility, investment returns may fluctuate significantly. National economies are substantially interconnected, as are global financial markets, which creates the possibility that conditions in one country or region might adversely impact issuers in a

different country or region. However, the interconnectedness of economies and/or markets may be changing, which may impact such economies and markets in ways that cannot be foreseen at this time.

Some countries, including the U.S., have adopted more protectionist trade policies, including trade tariffs and other trade barriers, which is a trend that appears to be continuing globally. Slowing global economic growth, the rise in protectionist trade policies, inflationary pressures, changes to some major international trade agreements, risks associated with trade agreements between countries and regions, including the U.S. and other foreign nations, political or economic dysfunction within some countries or regions, including the U.S., and dramatic changes in consumer sentiment and commodity and currency prices could affect the economies and markets of many nations, including the U.S., in ways that cannot necessarily be foreseen at the present time and may create significant market volatility. In addition, these policies, including the impact on the U.S. dollar, may decrease foreign demand for U.S. assets, which could have a negative impact on certain issuers and/or industries.

Although interest rates were unusually low in recent years in the U.S. and abroad, in 2022, the Federal Reserve and certain foreign central banks began to raise interest rates as part of their efforts to address rising inflation. The Federal Reserve and certain foreign central banks subsequently started to lower interest rates in September 2024, though economic or other factors, such as inflation, could lead to the Federal Reserve stopping or reversing these changes. It is difficult to accurately predict the pace at which interest rates might change, the timing, frequency or magnitude of any such changes in interest rates, or when such changes might stop or again reverse course. Additionally, various economic and political factors could cause the Federal Reserve or another foreign central bank to change their approach in the future and such actions may result in an economic slowdown in the U.S. and abroad. Unexpected changes in interest rates could lead to significant market volatility or reduce liquidity in certain sectors of the market.

Deteriorating economic fundamentals may, in turn, increase the risk of default or insolvency of particular issuers, negatively impact market value, cause credit spreads to widen, and reduce bank balance sheets. Any of these could cause an increase in market volatility, reduce liquidity across various markets or decrease confidence in the markets.

Tensions, war, or open conflict between nations, such as between Russia and Ukraine, in the Middle East or in eastern Asia could affect the economies of many nations, including the United States. The duration of ongoing hostilities in the Middle East and between Russia and Ukraine, and any sanctions and related events cannot be predicted. Those events present material uncertainty and risk with respect to markets globally and the performance of the fund and its investments or operations could be negatively impacted.

Regulators in the U.S. have adopted a number of changes to regulations involving the markets and issuers, some of which apply to the fund. The full effect of various newly-adopted regulations is not currently known. Due to the broad scope of the regulations being adopted, certain of these changes to regulations could limit the fund's ability to pursue its investment strategies or make certain investments, or may make it more costly for the fund to operate, which may impact performance. Additionally, it is possible that recently adopted regulations could be further revised or rescinded, which creates material uncertainty regarding their impact to the fund.

Advancements in technology, including advanced development and increased regulation of artificial intelligence, may adversely impact market movements and liquidity. As artificial intelligence is used more widely, the profitability and growth of certain issuers and industries may be negatively impacted in ways that cannot be foreseen and could adversely impact its performance.

High public debt in the U.S. and other countries creates ongoing systemic and market risks and policymaking uncertainty. There is no assurance that the U.S. Congress will act to raise the nation's debt ceiling; a failure to do so could cause market turmoil and substantial investment risks that cannot now be fully predicted. Unexpected political, regulatory and diplomatic events within the U.S. and abroad may affect investor and consumer confidence and may adversely impact financial markets and the broader economy.

Global climate change can have potential effects on property and security values. Certain issuers, industries and regions may be adversely affected by the impacts of climate change in ways that cannot be foreseen. The impact of legislation, regulation and international accords related to climate change, including any direct or indirect consequences, may negatively impact certain issuers, industries and regions;

- **Master limited partnership risk** involves certain risks related to investing in the underlying assets of the MLPs and risks associated with pooled investment vehicles. Investments held by MLPs may be relatively illiquid, limiting the MLPs' ability to change their portfolios promptly in response to changes in economic or other conditions. MLPs may have limited financial resources, their securities may trade infrequently and in limited volume, they may be difficult to value, and they may be subject to more abrupt or erratic price movements than securities of larger or more broadly based companies. Distributions from an MLP may consist in part of a return of the amount originally invested, which would not be taxable to the extent the distributions do not exceed the investor's adjusted basis in its MLP interest. These reductions in the fund's adjusted tax basis in the MLP securities will increase the amount of gain (or decrease the amount of loss) recognized by a fund on a subsequent sale of the securities. Holders of units in MLPs have more limited rights to vote on matters affecting the partnership and may be required to sell their common units at an undesirable time or price. The fund's investments in MLPs may

be limited in order for the fund to meet the requirements necessary to qualify as a “regulated investment company” under the Internal Revenue Code of 1986, as amended (“Internal Revenue Code”);

- **Maturity risk** is the risk associated with the fact that the fund will invest in fixed income securities of varying maturities. Generally, the longer a fixed income security’s maturity, the greater the interest rate risk. Conversely, the shorter a fixed income security’s maturity, the lower the risk;
- **Mid-cap company risk** arises because mid-cap companies may have narrower commercial markets, limited managerial and financial resources, more volatile performance, and less liquid stock, compared to larger, more established companies. Stocks of these companies often trade less frequently and in limited volume and their prices may fluctuate more than stocks of large-capitalization companies. As a result, it may be relatively more difficult for the fund to buy and sell securities of mid-capitalization companies;
- **Mortgage- and asset-backed security risk** arises from the potential for mortgage failure, particularly during periods of market downturn, premature repayment of principal, or a delay in the repayment of principal, and can increase in an unstable or depressed housing market. Although the value of a mortgage-backed security may decline when interest rates rise, the converse is not necessarily true, since in periods of declining interest rates the mortgages underlying the security are more likely to be prepaid. When interest rates rise, the effective duration of a fund’s mortgage-backed and asset-backed securities may lengthen due to a drop in prepayments of the underlying mortgages. This delay in the repayment of principal could increase the potential for loss when prevailing interest rates rise, which could cause the values of the securities to fall sharply;
- **Natural resources and precious metals risk** is the risk that the fund’s investments in companies in natural resources and precious metals businesses and ETFs that invest in these companies or directly in precious metals are more vulnerable to price movements of natural resources and market, economic and other factors that particularly affect those types of businesses. These investments may be adversely affected by numerous factors, including changes in supply of, or demand for, various natural resources, changes in energy prices, international political and economic developments, economic conditions in large importation countries, import controls, civil conflict, natural or man-made disasters, actions to address climate change or other environmental factors, energy conservation, the success of exploration projects, fluctuation and changes in commodity or other raw material prices, production spending, increased competition, technological developments, and tax and other government regulation and intervention. These factors could adversely affect the performance of companies in the natural resources and precious metals businesses and ETFs that invest in these companies or directly in precious metals, and the fund’s performance could be affected by these factors;
- **Investing in other investment companies, including ETFs**, carries with it the risk that, by investing in another investment company, the fund will be exposed to the risks of the types of investments in which the investment company invests, such as natural resources and precious metals companies and direct investments in gold and silver. The fund and its shareholders will indirectly bear the fund’s proportionate share of the fees and expenses paid by shareholders of the other investment company, in addition to the fees and expenses fund shareholders directly bear in connection with the fund’s own operations. ETF shares may trade at a premium or discount to their net asset value. An ETF that tracks an index may not precisely replicate the returns of its benchmark index;
- **Prepayment and extension risk** is the risk that a bond or other fixed-income security or investment might, in the case of prepayment risk, be called or otherwise converted, prepaid or redeemed before maturity and, in the case of extension risk, might not be prepaid as expected. Due to a decline in interest rates or excess cash flow into the issuer, a debt security may be called or otherwise converted, prepaid or redeemed before maturity. If this occurs, no additional interest will be paid on the investment. The fund may have to reinvest the proceeds in another investment at a lower rate, may not benefit from an increase in value that may result from declining interest rates, and may lose any premium it paid to acquire the security, any of which could result in a reduced yield to the fund. The rate of prepayments tends to increase as interest rates fall, which could cause the average maturity of the portfolio to shorten. Conversely, extension risk is the risk that a decrease in prepayments may, as a result of higher interest rates or other factors, result in the extension of a security’s effective maturity, increase the risk of default or delayed payment, heighten interest rate risk and increase the potential for a decline in its price. In addition, as a consequence of a decrease in prepayments, the amount of principal available to the fund for investment would be reduced. Extensions of obligations could cause the fund to exhibit additional volatility and hold securities paying lower-than-market rates of interest, which could hurt the fund’s performance;
- **Redemption risk** is the risk that, due to a rise in interest rates or other changing government policies that may cause investors to move out of fixed income securities on a large scale, the fund may experience periods of heavy redemptions that could cause the fund to sell assets at inopportune times or at a loss or depressed value;
- **Restricted securities risk** is the risk that securities not registered in the U.S. under the 1933 Act, or in non-U.S. markets pursuant to similar regulations, including “Section 4(a)(2)” securities and “Rule 144A” securities, are restricted as to their resale. Such securities may not be listed on an exchange and may have no active trading market. Before they are registered, such securities may be sold only in a privately negotiated transaction or pursuant to an exemption from registration. As a result of the absence of a public trading market, the prices of these securities may be more difficult to determine than publicly traded securities and these securities may involve heightened risk as compared to investments in securities of publicly traded companies. They also may be more difficult to purchase or sell at an advantageous time or price. The fund may not be able to sell a restricted security when the subadviser considers it desirable to do so and/or may have to sell the security at a lower price than the fund believes is its fair market value. In addition, transaction costs may be higher and the fund may receive only limited information regarding the issuer of a restricted security. The fund may have to bear the expense of registering restricted securities for resale and the risk of substantial delays in effecting the registration;
- **Securities lending risk** is the risk that, if the fund lends its portfolio securities and receives collateral in the form of cash that is reinvested in securities, those securities may not perform sufficiently to cover the return collateral payments owed to borrowers. In addition, delays may occur in the recovery of securities from borrowers, which could interfere with the fund’s ability to vote proxies or to settle transactions and there may be a loss of rights in the collateral should the borrower fail financially;

- **U.S. Government securities and government-sponsored enterprises risk** arises because a security backed by the U.S. Treasury or the full faith and credit of the United States is guaranteed by the applicable entity only as to the stated interest rate and face value at maturity, not its current market price. The market prices for such securities are not guaranteed and will fluctuate. Certain securities that may be held by the fund that are issued by government-sponsored enterprises, such as the Federal National Mortgage Association ("Fannie Mae"), the Federal Home Loan Mortgage Corporation ("Freddie Mac"), Federal Home Loan Banks ("FHLB"), Federal Farm Credit Banks ("FFCB"), the Government National Mortgage Association ("Ginnie Mae") and the Tennessee Valley Authority ("TVA") are not guaranteed by the U.S. Treasury and are not backed by the full faith and credit of the U.S. Government. U.S. Government securities and securities of government sponsored enterprises are also subject to credit risk, interest rate risk and market risk. It is possible that the U.S. government and government-sponsored enterprises will not be able to meet their payment obligations in the future, which would adversely affect the value of the fund's investments;
- **U.S. Treasury obligations risk** is the risk that the market value of U.S. Treasury obligations may vary due to fluctuations in interest rates. In addition, changes to the financial condition or credit rating of the U.S. Government may cause the market value of the fund's investments in obligations issued by the U.S. Treasury to decline. Certain political events in the U.S., such as a prolonged government shutdown or potential default on the national debt, may also cause investors to lose confidence in the U.S. Government and may cause the market value of U.S. Treasury obligations to decline;
- **Valuation risk** arises because the securities held by the fund may be priced by an independent pricing service and may also be priced using dealer quotes or fair valuation methodologies in accordance with valuation procedures adopted by the fund's Board. The prices provided by the independent pricing service or dealers or the fair valuations may be different from the prices used by other mutual funds or from the prices at which securities are actually bought and sold; and
- **Value stock risk** arises from the possibility that a stock's intrinsic value may not be fully realized by the market or that its price may decline. If a value investment style shifts out of favor based on market conditions and investor sentiment, the fund could underperform funds that use a non-value approach to investing or have a broader investment style.

Performance | Beginning April 26, 2024, the fund's investment objectives were changed to provide investors with current income and preserve inflation adjusted capital by seeking returns that exceed the rate of inflation over a complete market cycle. To implement its investment objectives, the fund intends to invest under normal circumstances at least 60% of its net assets in TIPS. In selecting TIPS and other inflation-indexed debt securities, including those issued by the U.S. and non-U.S. government, their agencies and instrumentalities, the subadviser implements a relative value strategy based on the subadviser's outlook for inflation and inflation-adjusted interest rates. Performance through April 25, 2024 reflects the fund's performance pursuant to its previous investment objectives and principal investment strategies.

The fund is the successor to the Chartwell Income Fund ("Predecessor Fund") pursuant to a reorganization involving the fund and the Predecessor Fund that occurred on July 1, 2022. The Class I shares of the fund have adopted the performance history and financial statements of the Predecessor Fund. Prior to April 26, 2024, the Class I shares of the fund were designated as Class Chartwell shares. Prior to the date of the reorganization, the fund had no investment operations. Accordingly, the performance information, including information on fees and expenses and financial information provided in this prospectus for periods prior to the reorganization (the fund's commencement of operations) is historical information for the Predecessor Fund. Given the above, unless specifically stated otherwise, subsequent references in this section to the fund should be read to include the Predecessor Fund, as well as the other predecessor funds described below.

Prior to this reorganization, the Predecessor Fund acquired the assets and liabilities of the Berwyn Income Fund (the "IMST Predecessor Fund"), a series of Investment Managers Series Trust, on July 17, 2017. The IMST Predecessor Fund acquired the assets and liabilities of the Berwyn Income Fund (the "Berwyn Funds Predecessor Fund," and together with the IMST Predecessor Fund and the Predecessor Fund, the "Predecessor Funds"), a series of The Berwyn Funds, on April 29, 2016. As a result of the reorganizations, the fund is the accounting successor of the Predecessor Funds. Performance results shown in the bar chart and the performance table below reflect the performance of the IMST Predecessor Fund for the period from April 29, 2016 through July 17, 2017, and the performance of the Berwyn Funds Predecessor Fund for the period prior to April 29, 2016. The Predecessor Funds' past performance, before and after taxes, is not necessarily an indication of how the fund will perform in the future.

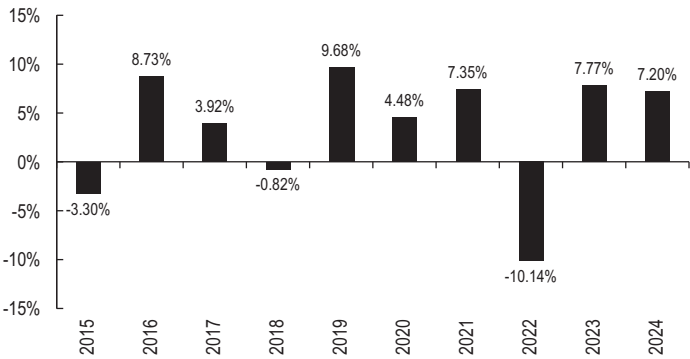
The bar chart that follows illustrates annual fund returns for the periods ended December 31. The table that follows compares the fund's returns for various periods with the returns of a broad-based securities market index, as well as an additional market index with characteristics that are similar to those of the fund. This information is intended to give you some indication of the risk of investing in the fund by demonstrating how its returns have varied over time. The bar chart shows the fund's Class I share performance from one year to another.

Performance information is not shown for the fund's Class A, Class C and Class R-6 shares because those share classes have not been in operation for a full calendar year. Performance information will be available in the prospectus after those share classes have been in operation for a full calendar year. . The

Carillon Mutual Funds

SUMMARY OF CARILLON CHARTWELL REAL INCOME FUND | 5.1.2025

fund's past performance (before and after taxes) is not necessarily an indication of how the fund will perform in the future. To obtain more current performance data as of the most recent month-end, please visit our website at rjinvestmentmanagement.com.



During 10 year period (Class I shares):

	Return	Quarter Ended
Best Quarter	9.73%	June 30, 2020
Worst Quarter	(13.80)%	March 31, 2020

Average annual total returns (for the periods ended December 31, 2024):

Fund return (after deduction of sales charges and expenses)

For the periods prior to the reorganization (the fund's commencement of operations), the performance is the historical performance of the Predecessor Funds, as applicable.

Share Class	1-yr	5-yr	10-yr
Class I – Before Taxes	7.20%	3.09%	3.30%
After Taxes on Distributions	5.52%	1.79%	2.03%
After Taxes on Distributions and Sale of Fund Shares	4.27%	1.85%	2.09%

Index (reflects no deduction for fees, expenses or taxes)

	1-yr	5-yr	10-yr
Bloomberg U.S. Aggregate Bond Index (1)	1.25%	(0.33)%	1.35%
Bloomberg U.S. TIPS Index	1.84%	1.87%	2.24%

(1) In accordance with new regulatory requirements, the fund has selected a new broad-based securities market index. The former performance index is being maintained as an additional index as it shows how the fund's performance compares to an index with characteristics that are more representative of the fund's investment strategy.

After-tax returns are calculated using the historically highest individual federal marginal income tax rates and do not reflect the impact of state and local taxes. Actual after-tax returns depend on an investor's tax situation and may differ from those shown. After-tax returns shown are not relevant to investors who hold their fund shares through tax-deferred arrangements, such as a 401(k) plan or individual retirement account ("IRA"). The return after taxes on distributions and sale of fund shares may exceed the return before taxes due to an assumed tax benefit from any losses on a sale of fund shares at the end of the measurement period.

Investment Adviser | Carillon Tower Advisers, Inc. is the fund's investment adviser.

Subadviser | Chartwell Investment Partners, LLC ("Chartwell") serves as the subadviser to the fund.

Portfolio Managers | T. Ryan Harkins, CFA®, Andrew S. Toburen, CFA®, Thomas R. Coughlin, CFA®, CMT, Jeffrey D. Bilskey, John M. Hopkins, CFA® and Christine F. Williams, who have served as Portfolio Managers of the fund since its inception on July 1, 2022, and Reid T. Halloran, who has served as Portfolio Manager of the fund since January 1, 2024, are jointly and primarily responsible for the day-to-day management of the fund. Each of the portfolio managers other than Mr. Hopkins, Ms. Williams and Mr. Halloran served as a member of the Predecessor Fund's portfolio management team from March 1, 2019 to June 2022. Mr. Hopkins and Ms. Williams each served as a member of the Predecessor Fund's portfolio management team from March 1, 2021 through June 2022.

Purchase and sale of fund shares | You may purchase, redeem, or exchange Class A, C, and I shares of the fund on any business day through your financial intermediary, by telephone (800.421.4184), or by mail. Prior to June 2, 2025, purchases, redemptions and exchanges should be mailed to Carillon Family of Funds, c/o U.S. Bank Global Fund Services, P.O. Box 701, Milwaukee, WI 53201-0701 (for regular mail) or 615 East Michigan Street, Third Floor, Milwaukee, WI, 53202 (for overnight service), or by telephone (800.421.4184). Effective June 2, 2025, purchases, redemptions and exchanges should be mailed to Carillon Family of Funds, c/o U.S. Bank Global Fund Services, P.O. Box 219252, Kansas City, MO 64121-9252 (for regular mail) or 801 Pennsylvania Avenue, Suite 219252, Kansas City, MO, 64105-1307 (for overnight service). In Class A and Class C shares, the minimum purchase amount is \$1,000 for regular accounts, \$100 for retirement accounts and \$50 through a periodic investment program, with a minimum subsequent investment plan of \$50 per month. For individual investors, the minimum initial purchase for Class I shares is \$1,000, while fee-based plan sponsors set their own minimum requirements. For Class R-6 shares, other than those purchased through a participating retirement plan, the minimum initial purchase is \$1,000,000. For Class R-6 shares purchased through a participating retirement plan, the minimum initial purchase is set by the plan administrator.

Tax information | The dividends you receive from the fund will be taxed as ordinary income or net capital gain (i.e., the excess of net long-term capital gain over net short-term capital loss) unless you are investing through a tax-deferred arrangement, such as a 401(k) plan or an IRA, in which case you may be subject to federal income tax on withdrawals from the arrangement.

Payments to broker-dealers and other financial intermediaries | If you purchase shares of the fund through a broker-dealer or other financial intermediary (such as a bank), the fund and its related companies may pay the intermediary for the sale of fund shares and related services. These payments may create a conflict of interest by influencing the broker-dealer or other intermediary and your salesperson to recommend the fund over another investment. Ask your salesperson or visit your financial intermediary's website for more information.

Carillon Mutual Funds

Investment objective | The Carillon Chartwell Short Duration High Yield Fund (“Short Duration High Yield Fund” or the “fund”) seeks income and long-term capital appreciation.

Fees and expenses of the fund | The tables that follow describe the fees and expenses that you may pay if you buy, hold, and sell shares of the Short Duration High Yield Fund. **You may pay other fees, such as brokerage commissions and other fees to financial intermediaries, which are not reflected in the tables and examples below.** You may qualify for sales discounts if you and your family invest, or agree to invest in the future, at least \$25,000 in the Class A shares of the Carillon Family of Funds. More information about these and other discounts, including through specific financial intermediaries, is available from your financial professional, on page 147 of the fund’s Prospectus and on page 74 of the fund’s Statement of Additional Information.

Shareholder fees (fees paid directly from your investment):

	Class A	Class C	Class I	Class R-6
Maximum Sales Charge Imposed on Purchases (as a % of offering price)	3.75%	None	None	None
Maximum Deferred Sales Charge (as a % of original purchase price or redemption proceeds, whichever is lower)	None (a)	1.00% (a)	None	None
Redemption Fee	None	None	None	None

Annual fund operating expenses (expenses that you pay each year as a percentage of the value of your investment):

	Class A	Class C	Class I	Class R-6
Management Fees	0.30%	0.30%	0.30%	0.30%
Distribution and Service (12b-1) Fees	0.25%	1.00%	0.00%	0.00%
Other Expenses	0.19%	0.19%	0.28%	0.20%
Total Annual Fund Operating Expenses	0.74%	1.49%	0.58%	0.50%
Fee Waiver and/or Expense Reimbursement (b)	0.00%	0.00%	(0.09%)	(0.11%)
Total Annual Fund Operating Expenses After Fee Waiver and/or Expense Reimbursement	0.74%	1.49%	0.49%	0.39%

(a) If you purchased \$1,000,000 or more of Class A shares of a Carillon mutual fund that were not otherwise eligible for a sales charge waiver and sell the shares within 18 months from the date of purchase, you may pay up to a 1% contingent deferred sales charge (“CDSC”) at the time of sale. If you sell Class C shares less than one year after purchase, you will pay a 1% CDSC at the time of sale.

(b) Carillon Tower Advisers, Inc. (“Carillon”) has contractually agreed to waive its investment advisory fee and/or reimburse certain expenses of the fund to the extent that annual operating expenses of each class exceed a percentage of that class’ average daily net assets through April 30, 2026 as follows: Class I – 0.49% and Class R-6 – 0.39%. This expense limitation excludes interest, taxes, brokerage commissions, costs relating to investments in other investment companies (acquired fund fees and expenses), dividend and interest costs, and extraordinary expenses. The contractual fee waivers can be changed only with the approval of a majority of the fund’s Board of Trustees. Any reimbursement of fund expenses or reduction in Carillon’s investment advisory fees is subject to recoupment by Carillon within the following two fiscal years, provided that such recoupment will not cause the fund’s expense ratio to exceed both the expense cap at the time such amounts were waived or reimbursed, or the fund’s then-current expense cap.

Expense example | This example is intended to help you compare the cost of investing in the fund with the cost of investing in other mutual funds. The example assumes that you invest \$10,000 in the fund for the time periods indicated and then redeem all of your shares at the end of those periods. The example also assumes that your investment has a 5% return each year and that the fund’s operating expenses remain the same, except that the example reflects the fee waiver/expense reimbursement arrangement for Class I and Class R-6 through April 30, 2026. Your costs would be the same whether you sold your shares or continued to hold them at the end of the period. Although your actual costs may be higher or lower, based on these assumptions your costs would be:

Share Class	Year 1	Year 3	Year 5	Year 10
Class A	\$448	\$603	\$771	\$1,259
Class C	\$252	\$471	\$813	\$1,779
Class I	\$50	\$177	\$315	\$717
Class R-6	\$40	\$149	\$269	\$618

Portfolio turnover | The fund pays transaction costs, such as commissions, when it buys and sells securities (or “turns over” its portfolio). A higher portfolio turnover rate may indicate higher transaction costs and may result in higher taxes when fund shares are held in a taxable account. These costs, which are not reflected in annual fund operating expenses or in the example, affect the fund’s performance. During the most recent fiscal year, the fund’s portfolio turnover rate was 41% of the average value of its portfolio.

Principal investment strategies | Under normal circumstances, the fund invests at least 80% of its net assets (plus any borrowings for investment purposes) in high yield debt securities. High yield debt securities, also referred to as “junk” bonds, are securities rated below the Baa3 category by Moody’s Investors Service, Inc. (“Moody’s”), or below BBB- by Standard & Poor’s Ratings Services, a division of McGraw Hill Companies, Inc. (“S&P”) or Fitch Ratings Ltd. (“Fitch”), at the time of purchase or, if unrated, are determined to be of comparable credit quality by the fund’s subadviser. Under normal market conditions, the fund’s subadviser expects to primarily invest in debt securities rated BB, the higher quality tier of the overall high yield market, which the fund’s subadviser believes may offer an opportunity for more attractive yield premiums, with a lower probability of credit erosion relative to the high yield bond market as a whole. The subadviser considers a security to be rated BB if, at the time of purchase, it was assigned a rating of Ba1, Ba2, or Ba3 by Moody’s, or BB+, BB, or BB- by S&P or Fitch, or, if unrated, it was determined to be of comparable credit quality by the fund’s subadviser. The fund’s subadviser seeks to identify securities of companies with stable cash flows and proven and established business models in an effort to manage the amount of credit, interest rate, liquidity and other risks, presented by the fund’s investments in high yield securities.

The types of debt securities in which the fund primarily invests include, but will not be limited to, U.S. dollar denominated high yield corporate bonds and notes. The fund may invest up to 20% of its assets in U.S. dollar denominated securities of issuers based outside of the U.S. While the fund may invest in securities of any maturity, the fund will normally target an average portfolio effective duration, as estimated by the fund’s subadviser, of less than three years. Duration is a measure of the underlying portfolio’s price sensitivity to changes in prevailing interest rates. The longer a security’s duration, the more sensitive its price will be to changes in interest rates. For example, the approximate percentage decrease in the price of a security with a three-year duration would be 3% in response to a 1% increase in interest rates.

The subadviser also may purchase exchange-traded funds (“ETFs”) designed to track fixed income securities indices to manage the fund’s cash holdings. ETFs are investment companies that invest in portfolios of securities, often designed to track particular market segments or indices, the shares of which are bought and sold on a securities exchange. The ETFs in which the fund invests may invest substantially all of their assets in high yield debt securities. Such ETFs are taken into account when determining how much of the fund’s net assets have been invested in high yield securities.

The fund may lend its securities to broker-dealers and other financial institutions to earn additional income.

Principal risks | The greatest risk of investing in the fund is that you could lose money. The values of most debt securities held by the fund may be affected by changing interest rates and by changes in the effective maturities and credit ratings of these securities. For example, the values of debt securities in the fund’s portfolio generally will decline when interest rates rise and increase when interest rates fall. As a result, the fund’s net asset value (“NAV”) may also increase and decrease. An investment in the fund is not a deposit with a bank and is not insured or guaranteed by the Federal Deposit Insurance Corporation or any other government agency. Investments in the fund are subject to the following primary risks. The most significant risks of investing in the fund as of the date of this Prospectus are listed first below, followed by the remaining risks in alphabetical order. Each risk summarized below is considered a “principal risk” of investing in the fund, regardless of the order in which it appears. Different risks may be more significant at different times depending on market conditions or other factors.

- **Market risk** is the risk that markets may at times be volatile, and the values of the fund’s holdings may decline, sometimes significantly and/or rapidly, because of adverse issuer-specific conditions or general market conditions, including a broad stock market decline, which are not specifically related to a particular issuer. Geopolitical and other events, including war, terrorism, economic uncertainty, trade disputes, pandemics, public health crises, natural disasters and related events have led, and in the future may continue to lead, to instability in world economies and markets generally and reduced liquidity in equity, credit and fixed-income markets, which may disrupt economies and markets and adversely affect the value of your investment. The imposition by the U.S. of tariffs on goods imported from foreign countries and reciprocal tariffs levied on U.S. goods by those countries also may lead to volatility and instability in domestic and foreign markets. Policy changes by the U.S. government and/or Federal Reserve and political events within the U.S. and abroad, such as changes in the U.S. presidential administration and Congress, the U.S. government’s inability at times to agree on a long-term budget and deficit reduction plan, the threat or occurrence of a federal government shutdown and threats or the occurrence of a failure to increase the federal government’s debt limit, which could result in a default on the government’s obligations, may affect investor and consumer confidence and may adversely impact financial markets and the broader economy, perhaps suddenly and to a significant degree. These and other conditions may cause broad changes in market value, the general outlook for corporate earnings, public perceptions concerning these developments or adverse investment sentiment generally. Changes in the financial condition of a single issuer, industry or market segment also can impact the market as a whole. In addition, adverse market events may lead to increased redemptions, which could cause the fund to experience a loss when selling securities to meet redemption requests by shareholders. Adverse market conditions may be prolonged and may not have the same impact on all types of securities. Conversely, it is also possible that, during a general downturn in the securities markets, multiple asset classes may decline in value simultaneously. Changes in value may be temporary or may last for extended periods. The financial markets generally move in cycles, with periods of rising prices followed by periods of declining prices. The value of your investment may reflect these fluctuations.

Recent market events risk includes risks arising from current and recent circumstances impacting markets. Both U.S. and international markets have experienced significant volatility in recent months and years. As a result of such volatility, investment returns may fluctuate significantly.

Moreover, the risks discussed herein associated with an investment in the fund may be increased. Both U.S. and international markets have experienced significant volatility in recent years. As a result of such volatility, investment returns may fluctuate significantly. National economies are substantially interconnected, as are global financial markets, which creates the possibility that conditions in one country or region might adversely impact issuers in a different country or region. However, the interconnectedness of economies and/or markets may be changing, which may impact such economies and markets in ways that cannot be foreseen at this time.

Some countries, including the U.S., have adopted more protectionist trade policies, including trade tariffs and other trade barriers, which is a trend that appears to be continuing globally. Slowing global economic growth, the rise in protectionist trade policies, inflationary pressures, changes to some major international trade agreements, risks associated with trade agreements between countries and regions, including the U.S. and other foreign nations, political or economic dysfunction within some countries or regions, including the U.S., and dramatic changes in consumer sentiment and commodity and currency prices could affect the economies and markets of many nations, including the U.S., in ways that cannot necessarily be foreseen at the present time and may create significant market volatility. In addition, these policies, including the impact on the U.S. dollar, may decrease foreign demand for U.S. assets, which could have a negative impact on certain issuers and/or industries.

Although interest rates were unusually low in recent years in the U.S. and abroad, in 2022, the Federal Reserve and certain foreign central banks began to raise interest rates as part of their efforts to address rising inflation. The Federal Reserve and certain foreign central banks subsequently started to lower interest rates in September 2024, though economic or other factors, such as inflation, could lead to the Federal Reserve stopping or reversing these changes. It is difficult to accurately predict the pace at which interest rates might change, the timing, frequency or magnitude of any such changes in interest rates, or when such changes might stop or again reverse course. Additionally, various economic and political factors could cause the Federal Reserve or another foreign central bank to change their approach in the future and such actions may result in an economic slowdown in the U.S. and abroad. Unexpected changes in interest rates could lead to significant market volatility or reduce liquidity in certain sectors of the market.

Deteriorating economic fundamentals may, in turn, increase the risk of default or insolvency of particular issuers, negatively impact market value, cause credit spreads to widen, and reduce bank balance sheets. Any of these could cause an increase in market volatility, reduce liquidity across various markets or decrease confidence in the markets.

Tensions, war, or open conflict between nations, such as between Russia and Ukraine, in the Middle East or in eastern Asia could affect the economies of many nations, including the United States. The duration of ongoing hostilities in the Middle East and between Russia and Ukraine, and any sanctions and related events cannot be predicted. Those events present material uncertainty and risk with respect to markets globally and the performance of the fund and its investments or operations could be negatively impacted.

Regulators in the U.S. have adopted a number of changes to regulations involving the markets and issuers, some of which apply to the fund. The full effect of various newly-adopted regulations is not currently known. Due to the broad scope of the regulations being adopted, certain of these changes to regulations could limit the fund's ability to pursue its investment strategies or make certain investments, or may make it more costly for the fund to operate, which may impact performance. Additionally, it is possible that recently adopted regulations could be further revised or rescinded, which creates material uncertainty regarding their impact to the fund.

Advancements in technology, including advanced development and increased regulation of artificial intelligence, may adversely impact market movements and liquidity. As artificial intelligence is used more widely, the profitability and growth of certain issuers and industries may be negatively impacted in ways that cannot be foreseen and could adversely impact its performance.

High public debt in the U.S. and other countries creates ongoing systemic and market risks and policymaking uncertainty. There is no assurance that the U.S. Congress will act to raise the nation's debt ceiling; a failure to do so could cause market turmoil and substantial investment risks that cannot now be fully predicted. Unexpected political, regulatory and diplomatic events within the U.S. and abroad may affect investor and consumer confidence and may adversely impact financial markets and the broader economy.

Global climate change can have potential effects on property and security values. Certain issuers, industries and regions may be adversely affected by the impacts of climate change in ways that cannot be foreseen. The impact of legislation, regulation and international accords related to climate change, including any direct or indirect consequences, may negatively impact certain issuers, industries and regions;

- **Interest rate risk** is the risk that the value of investments, such as fixed-income securities, will move in the opposite direction to movements in interest rates. Generally the value of investments with interest rate risk will fall when interest rates rise. Factors including central bank monetary policy, rising inflation rates, and changes in general economic conditions may cause interest rates to rise, perhaps significantly and/or rapidly, potentially resulting in substantial losses to the fund. It is difficult to predict the pace at which interest rates might increase or decrease, or the timing, frequency or magnitude of such changes. The effect of increasing interest rates is more pronounced for any intermediate- or longer-term fixed income obligations owned by the fund. For example, if a bond has a duration of three years, a 1% increase in interest rates could be expected to result in a 3% decrease in the value of the bond. Interest rates may rise, perhaps significantly and/or rapidly, potentially resulting in substantial losses to the fund due to, among other factors, a decline in the value of the fund's fixed income securities, heightened volatility in the fixed income markets and the reduced liquidity of certain fixed income investments. Conversely, during periods of very low or negative interest rates, the fund may be unable to maintain positive returns or pay dividends to fund shareholders;
- **Credit ratings risk** is the risk associated with the fact that ratings by nationally recognized rating agencies generally represent the agencies' opinion of the credit quality of an issuer and may prove to be inaccurate;
- **Credit risk** arises if an issuer is unable or unwilling, or is perceived as unable or unwilling, to meet its financial obligations or goes bankrupt;
- **Cybersecurity and technology risk.** The fund, its service providers, third-party fund distribution platforms and other market participants increasingly depend on complex information technology and communications systems, which are subject to a number of different threats and risks that could adversely affect the fund and its shareholders. Cybersecurity and other operational and technology issues may result in financial losses to the fund and its shareholders;
- **Foreign securities risks**, which are potential risks not associated with U.S. investments, may include, but are not limited to: (1) currency exchange rate fluctuations; (2) political and financial instability; (3) less liquidity; (4) lack of uniform accounting, auditing, recordkeeping and financial reporting standards; (5) increased volatility; (6) less government regulation and supervision of foreign stock exchanges, brokers and listed companies; (7) significant limitations on investor rights and recourse; (8) use of unfamiliar corporate organizational structures; (9) unavailable or unreliable public information regarding issuers; and (10) delays in transaction settlement in some foreign markets. Additionally, trading in foreign markets generally involves higher transaction costs than trading in U.S. markets. The unavailability and/or unreliability of public information available may impede the fund's ability to accurately evaluate foreign securities. Moreover, it may be difficult to enforce contractual obligations or invoke judicial or arbitration processes against non-U.S. companies and non-U.S. persons in foreign jurisdictions. The risks associated with investments in governmental or quasi-governmental entities of a foreign country are heightened by the potential for unexpected governmental change and inadequate government oversight;
- **High-yield security risk** results from investments in below investment grade bonds, which have a greater risk of loss, are susceptible to rising interest rates and have greater volatility, especially when the economy is weak or expected to become weak. Investments in high-yield securities (commonly referred to as "junk bonds") are inherently speculative and carry a greater risk that the issuer will default on the timely payment of principal and interest. These securities may be subject to greater price volatility due to such factors as specific corporate developments, interest rate sensitivity, negative perceptions of the junk bond market generally and less secondary market volatility. High yield securities carry greater levels of call risk, credit risk and liquidity risk;
- **Income risk** is the risk that the fund's income could decline due to falling market interest rates. In a falling interest rate environment, the fund may be required to invest its assets in lower-yielding securities;
- **Inflation risk.** Inflation risk is the risk that the value of assets or income from investments will be less in the future as inflation decreases the value of money. As inflation increases, the present value of the fund's assets and distributions may decline;
- **Issuer risk** is the risk that the value of a security may decline for a reason directly related to the issuer, such as management performance, financial leverage and reduced demand for the issuer's goods or services;
- **Large shareholder risk** is the risk that certain large shareholders may from time to time own a substantial amount of the fund's shares. There is no requirement that these shareholders maintain their investment in the fund. There is a risk that such large shareholders or that the fund's shareholders generally may redeem all or a substantial portion of their investments in the fund in a short period of time, which could have a significant negative impact on the fund's NAV, liquidity, brokerage costs, and expenses. Large redemptions could also result in tax consequences to shareholders and impact the fund's ability to implement its investment strategy;
- **Liquidity risk** is the possibility that trading activity in certain securities may, at times, be significantly hampered. The fund could lose money if it cannot sell a security at the time and price that would be most beneficial to the fund. During times of market turmoil, there may be no buyers or sellers for securities in certain asset classes. The fund may be required to dispose of investments at unfavorable times or prices to satisfy obligations, which may result in losses or may be costly to the fund. Market prices for such securities may be volatile. The fund may invest in liquid investments that become illiquid due to financial distress, or geopolitical events such as sanctions, trading halts or wars;
- **Management and strategy risk** is the risk that the value of your investment depends on the judgment of the fund's subadviser about the quality, relative yield or value of, or market trends affecting, a particular security, industry, sector, region, or market segment, or about the economy or interest rates generally. This judgment may prove to be incorrect or otherwise may not produce the intended results, which may result in losses to the fund. Investment strategies employed by the fund's subadviser in selecting investments for the fund may not result in an increase in the value of your investment or in overall performance equal to other investments;
- **Maturity risk** is the risk associated with the fact that the fund will invest in fixed income securities of varying maturities. Generally, the longer a fixed income security's maturity, the greater the interest rate risk. Conversely, the shorter a fixed income security's maturity, the lower the risk;

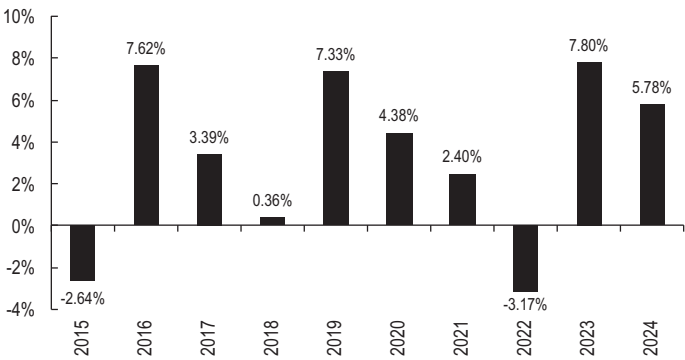
- **Investing in other investment companies, including ETFs**, carries with it the risk that, by investing in another investment company, the fund will be exposed to the risks of the types of investments in which the investment company invests. The fund and its shareholders will indirectly bear the fund’s proportionate share of the fees and expenses paid by shareholders of the other investment company, in addition to the fees and expenses fund shareholders directly bear in connection with the fund’s own operations. ETF shares may trade at a premium or discount to their net asset value. An ETF that tracks an index may not precisely replicate the returns of its benchmark index;
- **Redemption risk** is the risk that, due to a rise in interest rates or other changing government policies that may cause investors to move out of fixed income securities on a large scale, the fund may experience periods of heavy redemptions that could cause the fund to sell assets at inopportune times or at a loss or depressed value;
- **Securities lending risk** is the risk that, if the fund lends its portfolio securities and receives collateral in the form of cash that is reinvested in securities, those securities may not perform sufficiently to cover the return collateral payments owed to borrowers. In addition, delays may occur in the recovery of securities from borrowers, which could interfere with the fund’s ability to vote proxies or to settle transactions and there may be a loss of rights in the collateral should the borrower fail financially; and
- **Valuation risk** arises because the securities held by the fund may be priced by an independent pricing service and may also be priced using dealer quotes or fair valuation methodologies in accordance with valuation procedures adopted by the fund’s Board. The prices provided by the independent pricing service or dealers or the fair valuations may be different from the prices used by other mutual funds or from the prices at which securities are actually bought and sold.

Performance | The fund is the successor to the Chartwell Short Duration High Yield Fund (“Predecessor Fund”) pursuant to a reorganization involving the fund and the Predecessor Fund that occurred on July 1, 2022. The Class I shares of the fund have adopted the performance history and financial statements of the Predecessor Fund. Prior to April 26, 2024, the Class I shares of the fund were designated as Class Chartwell shares. Prior to the date of the reorganization, the fund had no investment operations. Accordingly, the performance information, including information on fees and expenses and financial information provided in this prospectus for periods prior to the reorganization (the fund’s commencement of operations) is historical information for the Predecessor Fund. Given the above, unless specifically stated otherwise, subsequent references in this section to the fund should be read to include the Predecessor Fund, as well as the other predecessor funds described below.

Prior to this reorganization, the Predecessor Fund acquired the assets and liabilities of the Chartwell Short Duration High Yield Fund (the “IMST Predecessor Fund,” and together with the Predecessor Fund, the “Predecessor Funds”), a series of Investment Managers Series Trust, on July 17, 2017. As a result of the reorganization, the fund is the accounting successor of the Predecessor Funds. Performance results shown in the bar chart and the performance table below reflect the performance of the IMST Predecessor Fund for the period prior to July 17, 2017.

The bar chart that follows illustrates annual fund returns for the periods ended December 31. The table that follows compares the fund’s returns for various periods with those of a broad-based securities market index, as well as additional market indices with characteristics that are similar to those of the fund. This information is intended to give you some indication of the risk of investing in the fund by demonstrating how its returns have varied over time. The bar chart shows the fund’s Class I share performance from one year to another.

Performance information is not shown for the fund’s Class A, Class C and Class R-6 shares because those share classes have not been in operation for a full calendar year. Performance information will be available in the prospectus after those share classes have been in operation for a full calendar year. The fund’s past performance (before and after taxes) is not necessarily an indication of how the fund will perform in the future. To obtain more current performance data as of the most recent month-end, please visit our website at rjinvestmentmanagement.com.



During period (Class I shares):

	Return	Quarter Ended
Best Quarter	6.05%	June 30, 2020
Worst Quarter	(6.43)%	March 31, 2020

Average annual total returns (for the periods ended December 31, 2024):

Fund return (after deduction of sales charges and expenses)

For the periods prior to the reorganization (the fund's commencement of operations), the performance is the historical performance of the Predecessor Funds.

Share Class	1-yr	5-yr	10-yr
Class I – Before Taxes	5.78%	3.37%	3.25%
After Taxes on Distributions	3.61%	1.78%	1.79%
After Taxes on Distributions and Sale of Fund Shares	3.39%	1.89%	1.87%

Index (reflects no deduction for fees, expenses or taxes)

	1-yr	5-yr	5-yr
Bloomberg U.S. Aggregate Bond Index (1)	1.25%	(0.33%)	1.35%
ICE BofA 1-3 Year BB U.S. Cash Pay High Yield Index	6.69%	4.15%	4.38%
Bloomberg Intermediate U.S. Government/Credit Index	3.00%	0.86%	1.71%

(1) In accordance with new regulatory requirements, the fund has selected a new broad-based securities market index. The former performance index is being maintained as an additional index as it shows how the fund's performance compares to an index with characteristics that are more representative of the fund's investment strategy.

After-tax returns are calculated using the historically highest individual federal marginal income tax rates and do not reflect the impact of state and local taxes. Actual after-tax returns depend on an investor's tax situation and may differ from those shown. After-tax returns shown are not relevant to investors who hold their fund shares through tax-deferred arrangements, such as a 401(k) plan or individual retirement account ("IRA"). The return after taxes on distributions and sale of fund shares may exceed the return before taxes due to an assumed tax benefit from any losses on a sale of fund shares at the end of the measurement period.

Investment Adviser | Carillon Tower Advisers, Inc. is the fund's investment adviser.

Subadviser | Chartwell Investment Partners, LLC ("Chartwell") serves as the subadviser to the fund.

Portfolio Managers | Andrew S. Toburen, CFA®, John M. Hopkins, CFA®, and Christine F. Williams have served as Portfolio Managers of the fund since its inception on July 1, 2022, and are jointly and primarily responsible for the day-to-day management of the fund. Mr. Toburen, Mr. Hopkins and Ms. Williams served as the portfolio managers for the Predecessor Funds from their inception on July 15, 2014 through June 2022.

Purchase and sale of fund shares | You may purchase, redeem, or exchange Class A, C, and I shares of the fund on any business day through your financial intermediary, by telephone (800.421.4184), or by mail. Prior to June 2, 2025, purchases, redemptions and exchanges should be mailed to Carillon Family of Funds, c/o U.S. Bank Global Fund Services, P.O. Box 701, Milwaukee, WI 53201-0701 (for regular mail) or 615 East Michigan Street, Third Floor, Milwaukee, WI, 53202 (for overnight service). Effective June 2, 2025, purchases, redemptions and exchanges should be mailed to Carillon Family of Funds, c/o U.S. Bank Global Fund Services, P.O. Box 219252, Kansas City, MO 64121-9252 (for regular mail) or 801 Pennsylvania Avenue, Suite 219252, Kansas City, MO, 64105-1307 (for overnight service). In Class A and Class C shares, the minimum purchase amount is \$1,000 for regular accounts,

Carillon Mutual Funds

SUMMARY OF CARILLON CHARTWELL SHORT DURATION HIGH YIELD FUND | 5.1.2025

\$100 for retirement accounts and \$50 through a periodic investment program, with a minimum subsequent investment plan of \$50 per month. For individual investors, the minimum initial purchase for Class I shares is \$1,000, while fee-based plan sponsors set their own minimum requirements. For Class R-6 shares, other than those purchased through a participating retirement plan, the minimum initial purchase is \$1,000,000. For Class R-6 shares purchased through a participating retirement plan, the minimum initial purchase is set by the plan administrator.

Tax information | The dividends you receive from the fund will be taxed as ordinary income or net capital gain (i.e., the excess of net long-term capital gain over net short-term capital loss) unless you are investing through a tax-deferred arrangement, such as a 401(k) plan or an IRA, in which case you may be subject to federal income tax on withdrawals from the arrangement.

Payments to broker-dealers and other financial intermediaries | If you purchase shares of the fund through a broker-dealer or other financial intermediary (such as a bank), the fund and its related companies may pay the intermediary for the sale of fund shares and related services. These payments may create a conflict of interest by influencing the broker-dealer or other intermediary and your salesperson to recommend the fund over another investment. Ask your salesperson or visit your financial intermediary's website for more information.

Investment objective | The Carillon Reams Core Bond Fund (“Core Bond Fund” or the “fund”) seeks a high level of total return consistent with the preservation of capital.

Fees and expenses of the fund | The tables that follow describe the fees and expenses that you may pay if you buy, hold, and sell shares of the Core Bond Fund. **You may pay other fees, such as brokerage commissions and other fees to financial intermediaries, which are not reflected in the tables and examples below.** You may qualify for sales discounts if you and your family invest, or agree to invest in the future, at least \$25,000 in the Class A shares of the Carillon Family of Funds. More information about these and other discounts, including through specific financial intermediaries, is available from your financial professional, on page 147 of the fund’s Prospectus and on page 74 of the fund’s Statement of Additional Information.

Shareholder fees (fees paid directly from your investment):

	Class A	Class C	Class I	Class R-6
Maximum Sales Charge Imposed on Purchases (as a % of offering price)	3.75%	None	None	None
Maximum Deferred Sales Charge (as a % of original purchase price or redemption proceeds, whichever is lower)	None (a)	1.00% (a)	None	None
Redemption Fee	None	None	None	None

Annual fund operating expenses (expenses that you pay each year as a percentage of the value of your investment):

	Class A	Class C	Class I	Class R-6
Management Fees (b)	0.35%	0.35%	0.35%	0.35%
Distribution and Service (12b-1) Fees	0.25%	1.00%	0.00%	0.00%
Other Expenses	0.32%	0.26%	0.27%	0.18%
Total Annual Fund Operating Expenses	0.92%	1.61%	0.62%	0.53%
Fee Waiver and/or Expense Reimbursement (c)	(0.17)%	(0.11)%	(0.17)%	(0.18)%
Total Annual Fund Operating Expenses After Fee Waiver and/or Expense Reimbursement	0.75%	1.50%	0.45%	0.35%

(a) If you purchased \$1,000,000 or more of Class A shares of a Carillon mutual fund that were not otherwise eligible for a sales charge waiver and sell the shares within 18 months from the date of purchase, you may pay up to a 1% contingent deferred sales charge (“CDSC”) at the time of sale. If you sell Class C shares less than one year after purchase, you will pay a 1% CDSC at the time of sale.

(b) Management Fees have been restated to reflect the current contractual fee rate effective March 1, 2024.

(c) Carillon Tower Advisers, Inc. (“Carillon”) has contractually agreed to waive its investment advisory fee and/or reimburse certain expenses of the fund to the extent that annual operating expenses of each class exceed a percentage of that class’ average daily net assets through April 30, 2026 as follows: Class A – 0.75%, Class C – 1.50%, Class I – 0.45% and Class R-6 – 0.35%. This expense limitation excludes interest, taxes, brokerage commissions, costs relating to investments in other investment companies (acquired fund fees and expenses), dividend and interest costs, and extraordinary expenses. The contractual fee waivers can be changed only with the approval of a majority of the fund’s Board of Trustees. Any reimbursement of fund expenses or reduction in Carillon’s investment advisory fees is subject to recoupment by Carillon within the following two fiscal years, provided that such recoupment will not cause the fund’s expense ratio to exceed both the expense cap at the time such amounts were waived or reimbursed, or the fund’s then-current expense cap.

Expense example | This example is intended to help you compare the cost of investing in the fund with the cost of investing in other mutual funds. The example assumes that you invest \$10,000 in the fund for the time periods indicated and then redeem all of your shares at the end of those periods. The example also assumes that your investment has a 5% return each year and that the fund’s operating expenses remain the same, except that the example reflects the fee waiver/expense reimbursement arrangement for each share class through April 30, 2026. Your costs would be the same whether you sold your shares or continued to hold them at the end of the period. Although your actual costs may be higher or lower, based on these assumptions your costs would be:

Share Class	Year 1	Year 3	Year 5	Year 10
Class A	\$449	\$641	\$849	\$1,449
Class C	\$253	\$497	\$866	\$1,902
Class I	\$46	\$181	\$329	\$758
Class R-6	\$36	\$152	\$278	\$648

Portfolio turnover | The fund pays transaction costs, such as commissions, when it buys and sells securities (or “turns over” its portfolio). A higher portfolio turnover rate may indicate higher transaction costs and may result in higher taxes when fund shares are held in a taxable account. These costs, which are not reflected in annual fund operating expenses or in the example, affect the fund’s performance. During the most recent fiscal year, the fund’s portfolio turnover rate was 522% of the average value of its portfolio.

Principal investment strategies | Under normal circumstances, the fund invests at least 80% of its net assets in bonds of varying maturities, including mortgage- and asset-backed securities. The bonds in which the fund may invest also include other fixed income instruments such as debt securities, to-be-announced securities, collateralized loan obligations (“CLOs”) and other similar instruments issued by various U.S. and non-U.S. public- or private-sector entities.

The fund invests primarily in investment grade securities. Investment grade securities include securities rated in one of the four highest rating categories by a nationally recognized statistical rating organization, such as BBB- or higher by Standard & Poor’s Financial Services LLC (“S&P®”). If an investment held by the fund is downgraded below investment grade, the fund may either sell or continue to hold the security. In addition, the fund may purchase or sell securities on a when-issued, delayed delivery or forward commitment basis. All securities will be U.S. dollar denominated although they may be securities of foreign issuers. Mortgage-backed securities are pools of mortgage loans that are assembled as securities for sale to investors by various governmental, government-related and private organizations. Asset-backed securities are securities that are secured or “backed” by pools of various types of assets, such as automobile loans, consumer loans, credit cards and equipment leases, on which cash payments are due at fixed intervals over set periods of time. CLOs are a type of securitized debt ordinarily issued by a trust or other special purpose entity, and are typically collateralized by a pool of loans, which may include, among others, domestic and foreign senior secured loans, senior unsecured loans, and subordinate corporate loans, including loans that may be rated below investment grade. The fund may invest in fixed income securities with call features.

The fund may invest in derivative instruments, such as futures contracts (including interest rate, bond, U.S. Treasury and fixed income index futures contracts), forwards and credit default swap agreements subject to applicable law and any other restrictions described in the fund’s Prospectus or Statement of Additional Information (“SAI”). The fund’s investment in credit default swap agreements may include both single-name credit default swap agreements and credit default swap index products, such as CDX index products. The use of these derivative transactions may allow the fund to obtain net long or short exposures to select interest rates, countries, durations or credit risks. These derivatives may be used to enhance fund returns, increase liquidity, manage the duration of the fund’s portfolio and/or gain exposure to certain instruments or markets (*i.e.*, the corporate bond market) in a more efficient or less expensive way. The credit default swap agreements that the fund invests in may provide exposure to an index of securities representative of the entire investment grade fixed income market. Derivative instruments that provide exposure to bonds may be used to satisfy the fund’s 80% investment policy. For the purposes of the fund’s 80% investment policy, the fund’s derivatives investments, other than credit default swaps where the fund is a protection seller, are valued at market value. Credit default swaps where the fund is a protection seller are valued at notional value.

The portfolio management team attempts to maximize total return over a long-term horizon through opportunistic investing in a broad array of eligible securities. The investment process combines top-down interest rate management with bottom-up fixed income security selection, focusing on undervalued issues in the fixed income market. The portfolio management team first establishes the portfolio’s duration, or interest rate sensitivity. The portfolio management team determines whether the fixed income market is under- or over-priced by comparing current real interest rates (the nominal rates on U.S. Treasury securities less the investment adviser’s estimate of inflation) to historical real interest rates. If the current real interest rate is higher than historical norms, the market is considered undervalued and the portfolio management team will manage the portfolio with a duration greater than the Bloomberg U.S. Aggregate Bond Index. Duration is a measure used to determine the sensitivity of a security’s price to changes in interest rates. The longer a security’s duration, the more sensitive it will be to changes in interest rates. If the current real interest rate is less than historical norms, the market is considered overvalued and the portfolio management team will run a defensive portfolio by managing the portfolio with a duration less than the Bloomberg U.S. Aggregate Bond Index. The portfolio management team normally structures the fund so that the overall portfolio has a duration of less than eight years based on market conditions. For purposes of calculating the fund’s portfolio duration, the fund includes the effect of the derivative instruments held by the fund.

The portfolio management team then considers sector exposures. Sector exposure decisions are made on both a top-down and bottom-up basis. A bottom-up issue selection process is the major determinant of sector exposure, as the availability of attractive securities in each sector determines their underweighting or overweighting in the fund subject to sector exposure constraints. However, for the more generic holdings in the fund, such as agency notes and pass-through mortgage backed securities, top-down considerations will drive the sector allocation process on the basis of overall measurements of sector value such as yield spreads or price levels.

Once the portfolio management team has determined an overall market strategy, the portfolio management team selects the most attractive fixed income securities for the fund. The portfolio managers screen hundreds of securities to determine how each will perform in various interest rate environments. The portfolio managers construct these scenarios by considering the outlook for interest rates, fundamental credit analysis and option-adjusted spread analysis. The portfolio managers compare these investment opportunities and assemble the fund's portfolio from the best available values. The portfolio management team constantly monitors the expected returns of the securities in the fund versus those available in the market and of other securities the investment adviser is considering for purchase. The portfolio management team's strategy is to replace securities that it feels are approaching fair market value with those that, according to its analysis, are significantly undervalued. As a result of this strategy, the fund's portfolio turnover rate will vary from year to year depending on market conditions and the fund may engage in frequent and active trading.

The fund may lend its securities to broker-dealers and other financial institutions to earn additional income.

Principal risks | The greatest risk of investing in the fund is that you could lose money. The values of most debt securities held by the fund may be affected by changing interest rates and by changes in the effective maturities and credit ratings of these securities. For example, the values of debt securities in the fund's portfolio generally will decline when interest rates rise and increase when interest rates fall. As a result, the fund's net asset value ("NAV") may also increase and decrease. An investment in the fund is not a deposit with a bank and is not insured or guaranteed by the Federal Deposit Insurance Corporation or any other government agency. Investments in the fund are subject to the following primary risks. The most significant risks of investing in the fund as of the date of this Prospectus are listed first below, followed by the remaining risks in alphabetical order. Each risk summarized below is considered a "principal risk" of investing in the fund, regardless of the order in which it appears. Different risks may be more significant at different times depending on market conditions or other factors.

- **Market risk** is the risk that markets may at times be volatile, and the values of the fund's holdings may decline, sometimes significantly and/or rapidly, because of adverse issuer-specific conditions or general market conditions, including a broad stock market decline, which are not specifically related to a particular issuer. Geopolitical and other events, including war, terrorism, economic uncertainty, trade disputes, pandemics, public health crises, natural disasters and related events have led, and in the future may continue to lead, to instability in world economies and markets generally and reduced liquidity in equity, credit and fixed-income markets, which may disrupt economies and markets and adversely affect the value of your investment. The imposition by the U.S. of tariffs on goods imported from foreign countries and reciprocal tariffs levied on U.S. goods by those countries also may lead to volatility and instability in domestic and foreign markets. Policy changes by the U.S. government and/or Federal Reserve and political events within the U.S. and abroad, such as changes in the U.S. presidential administration and Congress, the U.S. government's inability at times to agree on a long-term budget and deficit reduction plan, the threat or occurrence of a federal government shutdown and threats or the occurrence of a failure to increase the federal government's debt limit, which could result in a default on the government's obligations, may affect investor and consumer confidence and may adversely impact financial markets and the broader economy, perhaps suddenly and to a significant degree. These and other conditions may cause broad changes in market value, the general outlook for corporate earnings, public perceptions concerning these developments or adverse investment sentiment generally. Changes in the financial condition of a single issuer, industry or market segment also can impact the market as a whole. In addition, adverse market events may lead to increased redemptions, which could cause the fund to experience a loss when selling securities to meet redemption requests by shareholders. Adverse market conditions may be prolonged and may not have the same impact on all types of securities. Conversely, it is also possible that, during a general downturn in the securities markets, multiple asset classes may decline in value simultaneously. Changes in value may be temporary or may last for extended periods. The financial markets generally move in cycles, with periods of rising prices followed by periods of declining prices. The value of your investment may reflect these fluctuations.

Recent market events risk includes risks arising from current and recent circumstances impacting markets. Both U.S. and international markets have experienced significant volatility in recent months and years. As a result of such volatility, investment returns may fluctuate significantly.

Moreover, the risks discussed herein associated with an investment in the fund may be increased. Both U.S. and international markets have experienced significant volatility in recent years. As a result of such volatility, investment returns may fluctuate significantly. National economies are substantially interconnected, as are global financial markets, which creates the possibility that conditions in one country or region might adversely impact issuers in a different country or region. However, the interconnectedness of economies and/or markets may be changing, which may impact such economies and markets in ways that cannot be foreseen at this time.

Some countries, including the U.S., have adopted more protectionist trade policies, including trade tariffs and other trade barriers, which is a trend that appears to be continuing globally. Slowing global economic growth, the rise in protectionist trade policies, inflationary pressures, changes to some major international trade agreements, risks associated with trade agreements between countries and regions, including the U.S. and other foreign

nations, political or economic dysfunction within some countries or regions, including the U.S., and dramatic changes in consumer sentiment and commodity and currency prices could affect the economies and markets of many nations, including the U.S., in ways that cannot necessarily be foreseen at the present time and may create significant market volatility. In addition, these policies, including the impact on the U.S. dollar, may decrease foreign demand for U.S. assets, which could have a negative impact on certain issuers and/or industries.

Although interest rates were unusually low in recent years in the U.S. and abroad, in 2022, the Federal Reserve and certain foreign central banks began to raise interest rates as part of their efforts to address rising inflation. The Federal Reserve and certain foreign central banks subsequently started to lower interest rates in September 2024, though economic or other factors, such as inflation, could lead to the Federal Reserve stopping or reversing these changes. It is difficult to accurately predict the pace at which interest rates might change, the timing, frequency or magnitude of any such changes in interest rates, or when such changes might stop or again reverse course. Additionally, various economic and political factors could cause the Federal Reserve or another foreign central bank to change their approach in the future and such actions may result in an economic slowdown in the U.S. and abroad. Unexpected changes in interest rates could lead to significant market volatility or reduce liquidity in certain sectors of the market.

Deteriorating economic fundamentals may, in turn, increase the risk of default or insolvency of particular issuers, negatively impact market value, cause credit spreads to widen, and reduce bank balance sheets. Any of these could cause an increase in market volatility, reduce liquidity across various markets or decrease confidence in the markets.

Tensions, war, or open conflict between nations, such as between Russia and Ukraine, in the Middle East or in eastern Asia could affect the economies of many nations, including the United States. The duration of ongoing hostilities in the Middle East and between Russia and Ukraine, and any sanctions and related events cannot be predicted. Those events present material uncertainty and risk with respect to markets globally and the performance of the fund and its investments or operations could be negatively impacted.

Regulators in the U.S. have adopted a number of changes to regulations involving the markets and issuers, some of which apply to the fund. The full effect of various newly-adopted regulations is not currently known. Due to the broad scope of the regulations being adopted, certain of these changes to regulations could limit the fund's ability to pursue its investment strategies or make certain investments, or may make it more costly for the fund to operate, which may impact performance. Additionally, it is possible that recently adopted regulations could be further revised or rescinded, which creates material uncertainty regarding their impact to the fund.

Advancements in technology, including advanced development and increased regulation of artificial intelligence, may adversely impact market movements and liquidity. As artificial intelligence is used more widely, the profitability and growth of certain issuers and industries may be negatively impacted in ways that cannot be foreseen and could adversely impact its performance.

High public debt in the U.S. and other countries creates ongoing systemic and market risks and policymaking uncertainty. There is no assurance that the U.S. Congress will act to raise the nation's debt ceiling; a failure to do so could cause market turmoil and substantial investment risks that cannot now be fully predicted. Unexpected political, regulatory and diplomatic events within the U.S. and abroad may affect investor and consumer confidence and may adversely impact financial markets and the broader economy.

Global climate change can have potential effects on property and security values. Certain issuers, industries and regions may be adversely affected by the impacts of climate change in ways that cannot be foreseen. The impact of legislation, regulation and international accords related to climate change, including any direct or indirect consequences, may negatively impact certain issuers, industries and regions;

- **Interest rate risk** is the risk that the value of investments, such as fixed-income securities or derivatives, will move in the opposite direction to movements in interest rates. Generally the value of investments with interest rate risk will fall when interest rates rise. Factors including central bank monetary policy, rising inflation rates, and changes in general economic conditions may cause interest rates to rise, perhaps significantly and/or rapidly, potentially resulting in substantial losses to the fund. It is difficult to predict the pace at which interest rates might increase or decrease, or the timing, frequency, or magnitude of such changes. The effect of increasing interest rates is more pronounced for any intermediate- or longer-term fixed income obligations owned by the fund. For example, if a bond has a duration of eight years, a 1% increase in interest rates could be expected to result in an 8% decrease in the value of the bond. Interest rates may rise, perhaps significantly and/or rapidly, potentially resulting in substantial losses to the fund due to, among other factors, a decline in the value of the fund's fixed income securities, heightened volatility in the fixed income markets and the reduced liquidity of certain fixed income investments. Conversely, during periods of very low or negative interest rates, the fund may be unable to maintain positive returns or pay dividends to fund shareholders;
- **Credit risk** arises if an issuer or a counterparty, in the case of a derivatives contract, is unable or unwilling, or is perceived as unable or unwilling, to meet its financial obligations or goes bankrupt;
- **Callable securities risk** arises from the fact that the fund may invest in fixed-income securities with call features. A call feature allows the issuer of the security to redeem or call the security prior to its stated maturity date. In periods of falling interest rates, issuers may be more likely to call in securities that

are paying higher coupon rates than prevailing interest rates. In the event of a call, the fund would lose the income that would have been earned to maturity on that security, and the proceeds received by the fund may be invested in securities paying lower coupon rates and may not benefit from any increase in value that might otherwise result from declining interest rates;

- **Collateralized loan obligations (“CLOs”) risk** is the risk that CLOs may expose the fund to heightened credit risk, interest rate risk, liquidity risk, market risk and prepayment and extension risk. In addition to these risks, CLOs may also carry additional risks including, but not limited to: (i) the possibility that distributions from collateral securities will not be adequate for the CLO to make interest or other payments; (ii) the risk that the quality of the collateral may decline in value or default; (iii) the risk that the fund may invest in classes of CLOs that are subordinate to other classes; (iv) the risk that the complex structure of the security may not be fully understood at the time of investment and may produce disputes with the issuer or unexpected investment results; and (v) the possibility that the CLO’s manager may perform poorly. CLOs may charge management and other administrative fees, which are in addition to those of the fund. CLOs may be difficult to value and may be highly leveraged, which could make them highly volatile;
- **Counterparty risk** is the risk that a party or participant to a transaction, such as a broker or a derivative counterparty, will be unwilling or unable to satisfy its obligation to make timely principal, interest or settlement payments or to otherwise honor its obligations to the fund;
- **Credit ratings risk** is the risk associated with the fact that ratings by nationally recognized rating agencies generally represent the agencies’ opinion of the credit quality of an issuer and may prove to be inaccurate;
- **Derivatives**, such as swap agreements (including credit default swaps and credit default swap index products), futures (including interest rate futures, bond futures, U.S. Treasury futures and fixed income index futures) or forwards, may involve greater risks than if the fund had invested in the reference obligation directly. Derivatives are subject to general market risks, liquidity risks, interest rate risks, and credit risks. Derivatives also present counterparty risk (i.e., the risk that the other party to the transaction will fail to perform). Derivatives involve an increased risk of mispricing or improper valuation of the derivative instrument, and imperfect correlation between the value of the derivative and the underlying instrument, in which case the fund may not realize the intended benefits. When used for hedging, changes in the value of the derivative may also not correlate perfectly with the underlying asset, rate or index. Derivatives can cause the fund to participate in losses (as well as gains) in an amount that significantly exceeds the fund’s initial investment. The derivatives market may be subject to additional regulations in the future.

Swap Agreements. Swaps can involve greater risks than a direct investment in an underlying asset because swaps typically include a certain amount of embedded leverage. If swaps are used as a hedging strategy, the fund is subject to the risk that the hedging strategy may not eliminate the risk that it is intended to offset, due to, among other reasons, the occurrence of unexpected price movements or the non-occurrence of expected price movements. Swaps also may be difficult to value. Swaps may be subject to counterparty risk, credit risk and liquidity risk, especially when traded over-the-counter. In addition to these risks, credit default swaps are subject to the risks associated with the purchase and sale of credit protection;

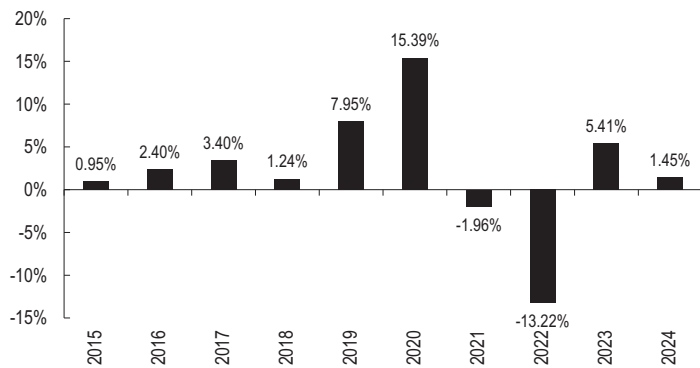
Futures and Forward Contracts. Futures and forward contracts may be subject to counterparty risk, credit risk and liquidity risk. There may at times be an imperfect correlation between the movement in the prices of futures contracts and the value of their underlying instruments or indexes. There are no limitations on daily price movements of forward contracts. There can be no assurance that any strategy used will succeed. Not all forward contracts require a counterparty to post collateral, which may expose the fund to greater losses in the event of a default by a counterparty. There can be no assurance that, at all times, a liquid market will exist for offsetting a futures contract that the fund has previously bought or sold and this may result in the inability to close a futures contract when desired. Interest rate, bond and Treasury futures contracts expose the fund to price fluctuations resulting from changes in interest rates. The fund could suffer a loss if interest rates rise after the fund has purchased an interest rate futures contract or fall after the fund has sold an interest rate futures contract. Similarly, bond and Treasury futures contracts expose the fund to potential losses if interest rates do not move as expected. Fixed income index futures contracts expose the fund to volatility in an underlying securities index;

- **Foreign securities risks**, which are potential risks not associated with U.S. investments, may include, but are not limited to: (1) currency exchange rate fluctuations; (2) political and financial instability; (3) less liquidity; (4) lack of uniform accounting, auditing, recordkeeping and financial reporting standards; (5) increased volatility; (6) less government regulation and supervision of foreign stock exchanges, brokers and listed companies; (7) significant limitations on investor rights and recourse; (8) use of unfamiliar corporate organizational structures; (9) unavailable or unreliable public information regarding issuers; and (10) delays in transaction settlement in some foreign markets. Additionally, trading in foreign markets generally involves higher transaction costs than trading in U.S. markets. The unavailability and/or unreliability of public information available may impede the fund’s ability to accurately evaluate foreign securities. Moreover, it may be difficult to enforce contractual obligations or invoke judicial or arbitration processes against non-U.S. companies and non-U.S. persons in foreign jurisdictions. The risks associated with investments in governmental or quasi-governmental entities of a foreign country are heightened by the potential for unexpected governmental change and inadequate government oversight;
- **Hedging risk** is the risk that, if the fund uses a hedging instrument at the wrong time or judges the market conditions incorrectly, or the hedged instrument does not correlate to the risk sought to be hedged, the hedge might be unsuccessful, reduce the fund’s return, or create a loss. In addition, hedges, even when successful in mitigating risk, may not prevent the fund from experiencing losses on its investments. Hedging instruments may also reduce or eliminate gains that may otherwise have been available had the fund not used the hedging instruments;
- **Income risk** is the risk that the fund’s income could decline due to falling market interest rates. In a falling interest rate environment, the fund may be required to invest its assets in lower-yielding securities;
- **Issuer risk** is the risk that the value of a security may decline for a reason directly related to the issuer, such as management performance, financial leverage and reduced demand for the issuer’s goods or services;
- **Leverage risk** is the risk that the use of financial instruments to increase potential returns, including the use of when-issued, delayed delivery or forward commitment transactions, and derivatives used for investment (non-hedging) purposes, may cause the fund to be more volatile than if it had not been leveraged. The use of leverage may also accelerate the velocity of losses and can result in losses to the fund that exceed the amount originally invested;

- **Liquidity risk** is the possibility that trading activity in certain securities may, at times, be significantly hampered. The fund could lose money if it cannot sell a security at the time and price that would be most beneficial to the fund. During times of market turmoil, there may be no buyers or sellers for securities in certain asset classes. The fund may be required to dispose of investments at unfavorable times or prices to satisfy obligations, which may result in losses or may be costly to the fund. Market prices for such securities may be volatile. The fund may invest in liquid investments that become illiquid due to financial distress, or geopolitical events such as sanctions, trading halts or wars;
- **Maturity risk** is the risk associated with the fact that the fund will invest in fixed income securities of varying maturities. Generally, the longer a fixed income security's maturity, the greater the interest rate risk. Conversely, the shorter a fixed income security's maturity, the lower the risk;
- **Mortgage- and asset-backed security risk** arises from the potential for mortgage failure, particularly during periods of market downturn, premature repayment of principal, or a delay in the repayment of principal, and can increase in an unstable or depressed housing market. Although the value of a mortgage-backed security may decline when interest rates rise, the converse is not necessarily true, since in periods of declining interest rates the mortgages underlying the security are more likely to be prepaid. When interest rates rise, the effective duration of a fund's mortgage-backed and asset-backed securities may lengthen due to a drop in prepayments of the underlying mortgages. This delay in the repayment of principal could increase the potential for loss when prevailing interest rates rise, which could cause the values of the securities to fall sharply. In a to-be-announced ("TBA") mortgage-backed transaction, the fund and the seller agree upon the issuer, interest rate and terms of the underlying mortgages. However, the seller does not identify the specific underlying mortgages until it issues the security. TBA mortgage-backed securities increase fund exposure to interest rate risks because the underlying mortgages may be less favorable than anticipated by the fund. Additionally, certain mortgage-backed securities may include securities backed by pools of loans made to "subprime" borrowers or borrowers with blemished credit histories; the risk of defaults is generally higher in the case of mortgage pools that include such subprime mortgages;
- **Portfolio turnover risk** is the risk that performance may be adversely affected by the high rate of portfolio turnover that can be caused by the fund engaging in active and frequent trading, which generally leads to greater transaction costs. High portfolio turnover may increase the possibility that the recognition of capital gains will be accelerated, including short-term capital gains that will generally be taxable to shareholders as ordinary income;
- **Prepayment and extension risk** is the risk that a bond or other fixed-income security or investment might, in the case of prepayment risk, be called or otherwise converted, prepaid or redeemed before maturity and, in the case of extension risk, might not be prepaid as expected. Due to a decline in interest rates or excess cash flow into the issuer, a debt security may be called or otherwise converted, prepaid or redeemed before maturity. If this occurs, no additional interest will be paid on the investment. The fund may have to reinvest the proceeds in another investment at a lower rate, may not benefit from an increase in value that may result from declining interest rates, and may lose any premium it paid to acquire the security, any of which could result in a reduced yield to the fund. The rate of prepayments tends to increase as interest rates fall, which could cause the average maturity of the portfolio to shorten. Conversely, extension risk is the risk that a decrease in prepayments may, as a result of higher interest rates or other factors, result in the extension of a security's effective maturity, increase the risk of default or delayed payment, heighten interest rate risk and increase the potential for a decline in its price. In addition, as a consequence of a decrease in prepayments, the amount of principal available to the fund for investment would be reduced. Extensions of obligations could cause the fund to exhibit additional volatility and hold securities paying lower-than-market rates of interest, which could hurt the fund's performance;
- **Redemption risk** is the risk that, due to a rise in interest rates or other changing government policies that may cause investors to move out of fixed income securities on a large scale, the fund may experience periods of heavy redemptions that could cause the fund to sell assets at inopportune times or at a loss or depressed value;
- **Securities lending risk** is the risk that, if the fund lends its portfolio securities and receives collateral in the form of cash that is reinvested in securities, those securities may not perform sufficiently to cover the return collateral payments owed to borrowers. In addition, delays may occur in the recovery of securities from borrowers, which could interfere with the fund's ability to vote proxies or to settle transactions and there may be a loss of rights in the collateral should the borrower fail financially;
- **Sovereign and quasi-sovereign debt risk** is that risk that such debt securities are subject to risk of payment delays or defaults due to, among other things: (1) country cash flow problems, (2) insufficient foreign currency reserves, (3) political considerations, (4) large debt positions relative to the country's economy, (5) policies toward foreign lenders or investors, (6) the failure to implement economic reforms required by the International Monetary Fund or other multilateral agencies, or (7) an inability or unwillingness to repay debts. A governmental entity that defaults on an obligation may request additional time in which to repay loans, may request further loans, or may seek to restructure its obligations to reduce interest rates or outstanding principal. There is no legal process for collecting sovereign and quasi-sovereign debt that a government does not pay, nor are there bankruptcy proceedings through which all or part of the sovereign debt that a governmental entity has not repaid may be collected;
- **U.S. Government securities and government-sponsored enterprises risk** arises because a security backed by the U.S. Treasury or the full faith and credit of the United States is guaranteed by the applicable entity only as to the stated interest rate and face value at maturity, not its current market price. The market prices for such securities are not guaranteed and will fluctuate. Certain securities that may be held by the fund that are issued by government-sponsored enterprises, such as the Federal National Mortgage Association ("Fannie Mae"), the Federal Home Loan Mortgage Corporation ("Freddie Mac"), Federal Home Loan Banks ("FHLB"), Federal Farm Credit Banks ("FFCB"), the Government National Mortgage Association ("Ginnie Mae") and the Tennessee Valley Authority ("TVA") are not guaranteed by the U.S. Treasury and are not backed by the full faith and credit of the U.S. Government. U.S. Government securities and securities of government sponsored enterprises are also subject to credit risk, interest rate risk and market risk. It is possible that the U.S. government and government-sponsored enterprises will not be able to meet their payment obligations in the future, which would adversely affect the value of the fund's investments;

- **U.S. Treasury obligations risk** is the risk that the market value of U.S. Treasury obligations may vary due to fluctuations in interest rates. In addition, changes to the financial condition or credit rating of the U.S. Government may cause the market value of the fund's investments in obligations issued by the U.S. Treasury to decline. Certain political events in the U.S., such as a prolonged government shutdown or potential default on the national debt, may also cause investors to lose confidence in the U.S. Government and may cause the market value of U.S. Treasury obligations to decline; and
- **Valuation risk** arises because the securities held by the fund may be priced by an independent pricing service and may also be priced using dealer quotes or fair valuation methodologies in accordance with valuation procedures adopted by the fund's Board. The prices provided by the independent pricing service or dealers or the fair valuations may be different from the prices used by other mutual funds or from the prices at which securities are actually bought and sold.

Performance | The bar chart that follows illustrates annual fund returns for the periods ended December 31. The table that follows compares the fund's returns for various periods with those of a broad-based securities market index. This information is intended to give you some indication of the risk of investing in the fund by demonstrating how its returns have varied over time. The bar chart shows the fund's Class I share performance from one year to another. The Class I shares of the fund have adopted the performance history and financial statements of the Institutional Class shares of the fund's predecessor. Each of the fund's share classes is invested in the same portfolio of securities, and the annual returns would have differed only to the extent that the classes do not have the same sales charges and expenses. The fund's past performance (before and after taxes) is not necessarily an indication of how the fund will perform in the future. To obtain more current performance data as of the most recent month-end, please visit our website at rjinvestmentmanagement.com.



During 10 year period (Class I shares):

	Return	Quarter Ended
Best Quarter	6.88%	December 31, 2023
Worst Quarter	(5.66)%	March 31, 2022

Average annual total returns (for the periods ended December 31, 2024):

Fund return (after deduction of sales charges and expenses)

Share Class	Inception Date	1-yr	5-yr	10-yr	Lifetime (if less than 10 yrs)
Class I – Before Taxes	2/23/01	1.45%	0.97%	2.06%	
After Taxes on Distributions		(0.32)%	(0.23)%	0.86%	
After Taxes on Distributions and Sale of Fund Shares		0.85%	0.25%	1.06%	
Class A – Before Taxes	11/20/17	(2.63)%	(0.16)%		1.06%
Class C – Before Taxes	11/20/17	0.45%	(0.16)%		0.85%
Class R-6 – Before Taxes	11/20/17	1.53%	1.03%		2.03%

Carillon Mutual Funds

SUMMARY OF CARILLON REAMS CORE BOND FUND | 5.1.2025

Index (reflects no deduction for fees, expenses or taxes)

	1-yr	5-yr	10-yr	Lifetime (From Inception Date of Class A, Class C and Class R-6 Shares)
Bloomberg U.S. Aggregate Bond Index	1.25%	(0.33)%	1.35%	1.01%

After-tax returns are calculated using the historically highest individual federal marginal income tax rates and do not reflect the impact of state and local taxes. Actual after-tax returns depend on an investor’s tax situation and may differ from those shown. After-tax returns shown are not relevant to investors who hold their fund shares through tax-deferred arrangements, such as a 401(k) plan or individual retirement account (“IRA”). After-tax returns are shown for Class I only and after-tax returns for Class A, Class C and Class R-6 will vary. The return after taxes on distributions and sale of fund shares may exceed the return before taxes due to an assumed tax benefit from any losses on a sale of fund shares at the end of the measurement period.

Investment Adviser | Carillon Tower Advisers, Inc. is the fund’s investment adviser.

Subadviser | Scout Investments, Inc., through its Reams Asset Management division, serves as the subadviser to the fund.

Portfolio Managers | Mark M. Egan, CFA®, has served as the Lead Portfolio Manager of the fund and Todd C. Thompson, CFA® and Clark W. Holland, CFA®, have served as Portfolio Co-Managers of the fund since the fund’s inception in 2017. Jason J. Hoyer, CFA®, has served as Portfolio Co-Manager of the fund since April 2018. Tilak “Dimitri” Silva, CFA®, has served as Portfolio Co-Manager of the fund since March 2021. Neil Aggarwal has served as Portfolio Co-Manager of the fund since March 2023. Messrs. Egan, Thompson, Holland, Hoyer, Silva and Aggarwal are jointly and primarily responsible for the day-to-day management of the fund. Mr. Egan served as the Lead Portfolio Manager of the fund’s predecessor and Mr. Thompson served as Portfolio Co-Manager of the fund’s predecessor from its inception in 2001 to 2017. Mr. Holland served as Portfolio Co-Manager of the fund’s predecessor from 2014 to 2017.

Purchase and sale of fund shares | You may purchase, redeem, or exchange Class A, C, and I shares of the fund on any business day through your financial intermediary, by telephone (800.421.4184), or by mail. Prior to June 2, 2025, purchases, redemptions and exchanges should be mailed to Carillon Family of Funds, c/o U.S. Bank Global Fund Services, P.O. Box 701, Milwaukee, WI 53201-0701 (for regular mail) or 615 East Michigan Street, Third Floor, Milwaukee, WI, 53202 (for overnight service). Effective June 2, 2025, purchases, redemptions and exchanges should be mailed to Carillon Family of Funds, c/o U.S. Bank Global Fund Services, P.O. Box 219252, Kansas City, MO 64121-9252 (for regular mail) or 801 Pennsylvania Avenue, Suite 219252, Kansas City, MO, 64105-1307 (for overnight service). In Class A and Class C shares, the minimum purchase amount is \$1,000 for regular accounts, \$100 for retirement accounts and \$50 through a periodic investment program, with a minimum subsequent investment plan of \$50 per month. For individual investors, the minimum initial purchase for Class I shares is \$1,000, while fee-based plan sponsors set their own minimum requirements. For Class R-6 shares, other than those purchased through a participating retirement plan, the minimum initial purchase is \$1,000,000. For Class R-6 shares purchased through a participating retirement plan, the minimum initial purchase is set by the plan administrator.

Tax information | The dividends you receive from the fund will be taxed as ordinary income or net capital gain (i.e., the excess of net long-term capital gain over net short-term capital loss) unless you are investing through a tax-deferred arrangement, such as a 401(k) plan or an IRA, in which case you may be subject to federal income tax on withdrawals from the arrangement.

Payments to broker-dealers and other financial intermediaries | If you purchase shares of the fund through a broker-dealer or other financial intermediary (such as a bank), the fund and its related companies may pay the intermediary for the sale of fund shares and related services. These payments may create a conflict of interest by influencing the broker-dealer or other intermediary and your salesperson to recommend the fund over another investment. Ask your salesperson or visit your financial intermediary’s website for more information.

Investment objective | The Carillon Reams Core Plus Bond Fund (“Core Plus Bond Fund” or the “fund”) seeks a high level of total return consistent with the preservation of capital.

Fees and expenses of the fund | The tables that follow describe the fees and expenses that you may pay if you buy, hold, and sell shares of the Core Plus Bond Fund. **You may pay other fees, such as brokerage commissions and other fees to financial intermediaries, which are not reflected in the tables and examples below.** You may qualify for sales discounts if you and your family invest, or agree to invest in the future, at least \$25,000 in the Class A shares of the Carillon Family of Funds. More information about these and other discounts, including through specific financial intermediaries, is available from your financial professional, on page 147 of the fund’s Prospectus and on page 74 of the fund’s Statement of Additional Information.

Shareholder fees (fees paid directly from your investment):

	Class A	Class C	Class I	Class R-6
Maximum Sales Charge Imposed on Purchases (as a % of offering price)	3.75%	None	None	None
Maximum Deferred Sales Charge (as a % of original purchase price or redemption proceeds, whichever is lower)	None (a)	1.00% (a)	None	None
Redemption Fee	None	None	None	None

Annual fund operating expenses (expenses that you pay each year as a percentage of the value of your investment):

	Class A	Class C	Class I	Class R-6
Management Fees	0.40%	0.40%	0.40%	0.40%
Distribution and Service (12b-1) Fees	0.25%	1.00%	0.00%	0.00%
Other Expenses	0.29%	0.25%	0.25%	0.15%
Total Annual Fund Operating Expenses	0.94%	1.65%	0.65%	0.55%
Fee Waiver and/or Expense Reimbursement (b)	(0.14)%	(0.10)%	(0.15)%	(0.15)%
Total Annual Fund Operating Expenses After Fee Waiver and/or Expense Reimbursement	0.80%	1.55%	0.50%	0.40%

(a) If you purchased \$1,000,000 or more of Class A shares of a Carillon mutual fund that were not otherwise eligible for a sales charge waiver and sell the shares within 18 months from the date of purchase, you may pay up to a 1% contingent deferred sales charge (“CDSC”) at the time of sale. If you sell Class C shares less than one year after purchase, you will pay a 1% CDSC at the time of sale.

(b) Carillon Tower Advisers, Inc. (“Carillon”) has contractually agreed to waive its investment advisory fee and/or reimburse certain expenses of the fund to the extent that annual operating expenses of each class exceed a percentage of that class’ average daily net assets through April 30, 2026 as follows: Class A – 0.80%, Class C – 1.55%, Class I – 0.50% and Class R-6 – 0.40%. This expense limitation excludes interest, taxes, brokerage commissions, costs relating to investments in other investment companies (acquired fund fees and expenses), dividend and interest costs, and extraordinary expenses. The contractual fee waivers can be changed only with the approval of a majority of the fund’s Board of Trustees. Any reimbursement of fund expenses or reduction in Carillon’s investment advisory fees is subject to recoupment by Carillon within the following two fiscal years, provided that such recoupment will not cause the fund’s expense ratio to exceed both the expense cap at the time such amounts were waived or reimbursed, or the fund’s then-current expense cap.

Expense example | This example is intended to help you compare the cost of investing in the fund with the cost of investing in other mutual funds. The example assumes that you invest \$10,000 in the fund for the time periods indicated and then redeem all of your shares at the end of those periods. The example also assumes that your investment has a 5% return each year and that the fund’s operating expenses remain the same, except that the example reflects the fee waiver/expense reimbursement arrangement for each share class through April 30, 2026. Your costs would be the same whether you sold your shares or continued to hold them at the end of the period. Although your actual costs may be higher or lower, based on these assumptions your costs would be:

Share Class	Year 1	Year 3	Year 5	Year 10
Class A	\$454	\$650	\$862	\$1,474
Class C	\$258	\$511	\$888	\$1,946
Class I	\$51	\$193	\$347	\$796
Class R-6	\$41	\$161	\$292	\$675

Portfolio turnover | The fund pays transaction costs, such as commissions, when it buys and sells securities (or “turns over” its portfolio). A higher portfolio turnover rate may indicate higher transaction costs and may result in higher taxes when fund shares are held in a taxable account. These costs, which are not reflected in annual fund operating expenses or in the example, affect the fund’s performance. During the most recent fiscal year, the fund’s portfolio turnover rate was 502% of the average value of its portfolio.

Principal investment strategies | Under normal circumstances, the fund invests at least 80% of its net assets in bonds of varying maturities, including mortgage- and asset-backed securities. The bonds in which the fund may invest also include other fixed income instruments such as debt securities, to-be-announced securities, collateralized loan obligations (“CLOs”) and other similar instruments issued by various U.S. and non-U.S. public- or private-sector entities. The fund invests primarily in investment grade securities, but may also invest up to 25% of its assets in non-investment grade securities, also known as high yield securities or “junk” bonds. If an investment held by the fund that is downgraded below investment grade causes the fund to exceed this limit, the fund may either sell or may continue to hold the security. Investment grade securities include securities rated in one of the four highest rating categories by a nationally recognized statistical rating organization, such as BBB- or higher by Standard & Poor’s Financial Services LLC (“S&P®”). In addition, the fund may purchase or sell securities on a when-issued, delayed delivery or forward commitment basis. Foreign securities will generally be U.S. dollar denominated, but the fund may also invest in securities denominated in foreign currencies. Mortgage-backed securities are pools of mortgage loans that are assembled as securities for sale to investors by various governmental, government-related and private organizations. Asset-backed securities are securities that are secured or “backed” by pools of various types of assets, such as automobile loans, consumer loans, credit cards and equipment leases, on which cash payments are due at fixed intervals over set periods of time. CLOs are a type of securitized debt, ordinarily issued by a trust or other special purpose entity, and are typically collateralized by a pool of loans, which may include, among others, domestic and foreign senior secured loans, senior unsecured loans, and subordinate corporate loans, including loans that may be rated below investment grade. The fund may invest in fixed income securities with call features.

The fund may invest in derivative instruments, such as options (including options on futures contracts), futures contracts (including interest rate, bond, U.S. Treasury and fixed income index futures contracts), currency and other forwards, including non-deliverable forwards (“NDFs”), and swap agreements (including credit default swaps) subject to applicable law and any other restrictions described in the fund’s Prospectus or Statement of Additional Information (“SAI”). The fund’s investment in credit default swap agreements may include both single-name credit default swap agreements and credit default swap index products, such as CDX index products. The use of these derivative transactions may allow the fund to obtain net long or short exposures to select currencies, interest rates, countries, durations or credit risks. These derivatives may be used to enhance fund returns, increase liquidity, manage the duration of the fund’s portfolio and/or gain exposure to certain instruments or markets (*i.e.*, the corporate bond market) in a more efficient or less expensive way. The credit default swap agreements that the fund invests in may provide exposure to an index of securities representative of the entire investment grade and high yield fixed income markets, which can include underlying issuers rated as low as CCC by S&P®. Derivative instruments that provide exposure to bonds may be used to satisfy the fund’s 80% investment policy. For the purposes of the fund’s 80% investment policy, the fund’s derivatives investments, other than credit default swaps where the fund is a protection seller, are valued at market value. Credit default swaps where the fund is a protection seller are valued at notional value.

The portfolio management team attempts to maximize total return over a long-term horizon through opportunistic investing in a broad array of eligible securities. The investment process combines top-down interest rate management with bottom-up fixed income security selection, focusing on undervalued issues in the fixed income market. The portfolio management team first establishes the portfolio’s duration, or interest rate sensitivity. The portfolio management team determines whether the fixed income market is under- or over-priced by comparing current real interest rates (the nominal rates on U.S. Treasury securities less the investment adviser’s estimate of inflation) to historical real interest rates. If the current real interest rate is higher than historical norms, the market is considered undervalued and the portfolio management team will manage the portfolio with a duration greater than the Bloomberg U.S. Aggregate Bond Index. Duration is a measure used to determine the sensitivity of a security’s price to changes in interest rates. The longer a security’s duration, the more sensitive it will be to changes in interest rates. If the current real interest rate is less than historical norms, the market is considered overvalued and the portfolio management team will run a defensive portfolio by managing the portfolio with a duration less than the Bloomberg U.S. Aggregate Bond Index. The portfolio management team normally structures the fund so that the overall portfolio has a duration of less than eight years based on market conditions. For purposes of calculating the fund’s portfolio duration, the fund includes the effect of the derivative instruments held by the fund.

The portfolio management team then considers sector exposures. Sector exposure decisions are made on both a top-down and bottom-up basis. A bottom-up issue selection process is the major determinant of sector exposure, as the availability of attractive securities in each sector determines their underweighting or overweighting in the fund subject to sector exposure constraints. However, for the more generic holdings in the fund, such as agency notes and pass-through mortgage backed securities, top-down considerations will drive the sector allocation process on the basis of overall measurements of sector value such as yield spreads or price levels.

Once the portfolio management team has determined an overall market strategy, the portfolio management team selects the most attractive fixed income securities for the fund. The portfolio managers screen hundreds of securities to determine how each will perform in various interest rate environments. The portfolio managers construct these scenarios by considering the outlook for interest rates, fundamental credit analysis and option-adjusted spread analysis. The portfolio managers compare these investment opportunities and assemble the fund’s portfolio from the best available values. The portfolio management team constantly monitors the expected returns of the securities in the fund versus those available in the market and of other securities the investment adviser is considering for purchase. The portfolio management team’s strategy is to replace securities that it feels are approaching fair market value with those that,

according to its analysis, are significantly undervalued. As a result of this strategy, the fund's portfolio turnover rate will vary from year to year depending on market conditions and the fund may engage in frequent and active trading.

The fund may lend its securities to broker-dealers and other financial institutions to earn additional income.

Principal risks | The greatest risk of investing in the fund is that you could lose money. The values of most debt securities held by the fund may be affected by changing interest rates and by changes in the effective maturities and credit ratings of these securities. For example, the values of debt securities in the fund's portfolio generally will decline when interest rates rise and increase when interest rates fall. As a result, the fund's net asset value ("NAV") may also increase and decrease. An investment in the fund is not a deposit with a bank and is not insured or guaranteed by the Federal Deposit Insurance Corporation or any other government agency. Investments in the fund are subject to the following primary risks. The most significant risks of investing in the fund as of the date of this Prospectus are listed first below, followed by the remaining risks in alphabetical order. Each risk summarized below is considered a "principal risk" of investing in the fund, regardless of the order in which it appears. Different risks may be more significant at different times depending on market conditions or other factors.

- **Market risk** is the risk that markets may at times be volatile, and the values of the fund's holdings may decline, sometimes significantly and/or rapidly, because of adverse issuer-specific conditions or general market conditions, including a broad stock market decline, which are not specifically related to a particular issuer. Geopolitical and other events, including war, terrorism, economic uncertainty, trade disputes, pandemics, public health crises, natural disasters and related events have led, and in the future may continue to lead, to instability in world economies and markets generally and reduced liquidity in equity, credit and fixed-income markets, which may disrupt economies and markets and adversely affect the value of your investment. The imposition by the U.S. of tariffs on goods imported from foreign countries and reciprocal tariffs levied on U.S. goods by those countries also may lead to volatility and instability in domestic and foreign markets. Policy changes by the U.S. government and/or Federal Reserve and political events within the U.S. and abroad, such as changes in the U.S. presidential administration and Congress, the U.S. government's inability at times to agree on a long-term budget and deficit reduction plan, the threat or occurrence of a federal government shutdown and threats or the occurrence of a failure to increase the federal government's debt limit, which could result in a default on the government's obligations, may affect investor and consumer confidence and may adversely impact financial markets and the broader economy, perhaps suddenly and to a significant degree. These and other conditions may cause broad changes in market value, the general outlook for corporate earnings, public perceptions concerning these developments or adverse investment sentiment generally. Changes in the financial condition of a single issuer, industry or market segment also can impact the market as a whole. In addition, adverse market events may lead to increased redemptions, which could cause the fund to experience a loss when selling securities to meet redemption requests by shareholders. Adverse market conditions may be prolonged and may not have the same impact on all types of securities. Conversely, it is also possible that, during a general downturn in the securities markets, multiple asset classes may decline in value simultaneously. Changes in value may be temporary or may last for extended periods. The financial markets generally move in cycles, with periods of rising prices followed by periods of declining prices. The value of your investment may reflect these fluctuations.

Recent market events risk includes risks arising from current and recent circumstances impacting markets. Both U.S. and international markets have experienced significant volatility in recent months and years. As a result of such volatility, investment returns may fluctuate significantly.

Moreover, the risks discussed herein associated with an investment in the fund may be increased. Both U.S. and international markets have experienced significant volatility in recent years. As a result of such volatility, investment returns may fluctuate significantly. National economies are substantially interconnected, as are global financial markets, which creates the possibility that conditions in one country or region might adversely impact issuers in a different country or region. However, the interconnectedness of economies and/or markets may be changing, which may impact such economies and markets in ways that cannot be foreseen at this time.

Some countries, including the U.S., have adopted more protectionist trade policies, including trade tariffs and other trade barriers, which is a trend that appears to be continuing globally. Slowing global economic growth, the rise in protectionist trade policies, inflationary pressures, changes to some major international trade agreements, risks associated with trade agreements between countries and regions, including the U.S. and other foreign nations, political or economic dysfunction within some countries or regions, including the U.S., and dramatic changes in consumer sentiment and commodity and currency prices could affect the economies and markets of many nations, including the U.S., in ways that cannot necessarily be foreseen at the present time and may create significant market volatility. In addition, these policies, including the impact on the U.S. dollar, may decrease foreign demand for U.S. assets, which could have a negative impact on certain issuers and/or industries.

Although interest rates were unusually low in recent years in the U.S. and abroad, in 2022, the Federal Reserve and certain foreign central banks began to raise interest rates as part of their efforts to address rising inflation. The Federal Reserve and certain foreign central banks subsequently started to lower interest rates in September 2024, though economic or other factors, such as inflation, could lead to the Federal Reserve stopping or reversing these changes. It is difficult to accurately predict the pace at which interest rates might change, the timing, frequency or magnitude of any such changes in interest rates, or when such changes might stop or again reverse course. Additionally, various economic and political factors could cause the Federal Reserve or another foreign central bank to change their approach in the future and such actions may result in an economic slowdown in the U.S. and abroad. Unexpected changes in interest rates could lead to significant market volatility or reduce liquidity in certain sectors of the market.

Deteriorating economic fundamentals may, in turn, increase the risk of default or insolvency of particular issuers, negatively impact market value, cause credit spreads to widen, and reduce bank balance sheets. Any of these could cause an increase in market volatility, reduce liquidity across various markets or decrease confidence in the markets.

Tensions, war, or open conflict between nations, such as between Russia and Ukraine, in the Middle East or in eastern Asia could affect the economies of many nations, including the United States. The duration of ongoing hostilities in the Middle East and between Russia and Ukraine, and any sanctions and related events cannot be predicted. Those events present material uncertainty and risk with respect to markets globally and the performance of the fund and its investments or operations could be negatively impacted.

Regulators in the U.S. have adopted a number of changes to regulations involving the markets and issuers, some of which apply to the fund. The full effect of various newly-adopted regulations is not currently known. Due to the broad scope of the regulations being adopted, certain of these changes to regulations could limit the fund's ability to pursue its investment strategies or make certain investments, or may make it more costly for the fund to operate, which may impact performance. Additionally, it is possible that recently adopted regulations could be further revised or rescinded, which creates material uncertainty regarding their impact to the fund.

Advancements in technology, including advanced development and increased regulation of artificial intelligence, may adversely impact market movements and liquidity. As artificial intelligence is used more widely, the profitability and growth of certain issuers and industries may be negatively impacted in ways that cannot be foreseen and could adversely impact its performance.

High public debt in the U.S. and other countries creates ongoing systemic and market risks and policymaking uncertainty. There is no assurance that the U.S. Congress will act to raise the nation's debt ceiling; a failure to do so could cause market turmoil and substantial investment risks that cannot now be fully predicted. Unexpected political, regulatory and diplomatic events within the U.S. and abroad may affect investor and consumer confidence and may adversely impact financial markets and the broader economy.

Global climate change can have potential effects on property and security values. Certain issuers, industries and regions may be adversely affected by the impacts of climate change in ways that cannot be foreseen. The impact of legislation, regulation and international accords related to climate change, including any direct or indirect consequences, may negatively impact certain issuers, industries and regions;

- **Interest rate risk** is the risk that the value of investments, such as fixed-income securities or derivatives, will move in the opposite direction to movements in interest rates. Generally the value of investments with interest rate risk will fall when interest rates rise. Factors including central bank monetary policy, rising inflation rates, and changes in general economic conditions may cause interest rates to rise, perhaps significantly and/or rapidly, potentially resulting in substantial losses to the fund. It is difficult to predict the pace at which interest rates might increase or decrease, or the timing, frequency, or magnitude of such changes. The effect of increasing interest rates is more pronounced for any intermediate- or longer-term fixed income obligations owned by the fund. For example, if a bond has a duration of eight years, a 1% increase in interest rates could be expected to result in an 8% decrease in the value of the bond. Interest rates may rise, perhaps significantly and/ or rapidly, potentially resulting in substantial losses to the fund due to, among other factors, a decline in the value of the fund's fixed income securities, heightened volatility in the fixed income markets and the reduced liquidity of certain fixed income investments. Conversely, during periods of very low or negative interest rates, the fund may be unable to maintain positive returns or pay dividends to fund shareholders;
- **Credit risk** arises if an issuer or a counterparty, in the case of a derivatives contract, is unable or unwilling, or is perceived as unable or unwilling, to meet its financial obligations or goes bankrupt;
- **Callable securities risk** arises from the fact that the fund may invest in fixed-income securities with call features. A call feature allows the issuer of the security to redeem or call the security prior to its stated maturity date. In periods of falling interest rates, issuers may be more likely to call in securities that are paying higher coupon rates than prevailing interest rates. In the event of a call, the fund would lose the income that would have been earned to maturity on that security, and the proceeds received by the fund may be invested in securities paying lower coupon rates and may not benefit from any increase in value that might otherwise result from declining interest rates;
- **Collateralized loan obligations ("CLOs") risk** is the risk that CLOs may expose the fund to heightened credit risk, interest rate risk, liquidity risk, market risk and prepayment and extension risk. In addition to these risks, CLOs may also carry additional risks including, but not limited to: (i) the possibility that distributions from collateral securities will not be adequate for the CLO to make interest or other payments; (ii) the risk that the quality of the collateral may decline in value or default; (iii) the risk that the fund may invest in classes of CLOs that are subordinate to other classes; (iv) the risk that the complex structure of the security may not be fully understood at the time of investment and may produce disputes with the issuer or unexpected investment results; and (v) the possibility that the CLO's manager may perform poorly. CLOs may charge management and other administrative fees, which are in addition to those of the fund. CLOs may be difficult to value and may be highly leveraged, which could make them highly volatile;
- **Counterparty risk** is the risk that a party or participant to a transaction, such as a broker or a derivative counterparty, will be unwilling or unable to satisfy its obligation to make timely principal, interest or settlement payments or to otherwise honor its obligations to the fund;
- **Credit ratings risk** is the risk associated with the fact that ratings by nationally recognized rating agencies generally represent the agencies' opinion of the credit quality of an issuer and may prove to be inaccurate;

- **Currency risk** is the risk related to the fund's exposure to foreign currencies through its investments. Foreign currencies may fluctuate significantly over short periods of time, may be affected unpredictably by intervention, or the failure to intervene, of the U.S. or foreign governments or central banks, and may be affected by currency controls or political developments in the U.S. or abroad. Foreign currencies may also decline in value relative to the U.S. dollar and other currencies and thereby affect the fund's investments;
- **Derivatives**, such as swap agreements (including credit default swaps and credit default swap index products), options (including options on futures contracts), futures (including interest rate futures, bond futures, U.S. Treasury futures and fixed income index futures) or currency and other forwards, including NDFs, may involve greater risks than if the fund had invested in the reference obligation directly. Derivatives are subject to general market risks, liquidity risks, interest rate risks, and credit risks. Derivatives also present counterparty risk (i.e., the risk that the other party to the transaction will fail to perform). Derivatives involve an increased risk of mispricing or improper valuation of the derivative instrument, and imperfect correlation between the value of the derivative and the underlying instrument, in which case the fund may not realize the intended benefits. When used for hedging, changes in the value of the derivative may also not correlate perfectly with the underlying asset, rate or index. Derivatives can cause the fund to participate in losses (as well as gains) in an amount that significantly exceeds the fund's initial investment. The derivatives market may be subject to additional regulations in the future.

Swap Agreements. Swaps can involve greater risks than a direct investment in an underlying asset because swaps typically include a certain amount of embedded leverage. If swaps are used as a hedging strategy, the fund is subject to the risk that the hedging strategy may not eliminate the risk that it is intended to offset, due to, among other reasons, the occurrence of unexpected price movements or the non-occurrence of expected price movements. Swaps also may be *difficult to value*. Swaps may be subject to counterparty risk, credit risk and liquidity risk, especially when traded over-the counter. In addition to these risks, credit default swaps are subject to the risks associated with the purchase and sale of credit protection;

Futures and Forward Contracts. Futures and forward contracts, including NDFs, may be subject to counterparty risk, credit risk and liquidity risk. There may at times be an imperfect correlation between the movement in the prices of futures contracts and the value of their underlying instruments or indexes. There are no limitations on daily price movements of forward contracts. There can be no assurance that any strategy used will succeed. Not all forward contracts, including NDFs, require a counterparty to post collateral, which may expose the fund to greater losses in the event of a default by a counterparty. There can be no assurance that, at all times, a liquid market will exist for offsetting a futures contract that the fund has previously bought or sold and this may result in the inability to close a futures contract when desired. Forward currency transactions include the risks associated with fluctuations in currency. Interest rate, bond and Treasury futures contracts expose the fund to price fluctuations resulting from changes in interest rates. The fund could suffer a loss if interest rates rise after the fund has purchased an interest rate futures contract or fall after the fund has sold an interest rate futures contract. Similarly, bond and Treasury futures contracts expose the fund to potential losses if interest rates do not move as expected. Fixed income index futures contracts expose the fund to volatility in an underlying securities index;

Options. In order for a call option to be profitable, the market price of the underlying security or index must rise sufficiently above the call option exercise price to cover the premium and transaction costs. These costs will reduce any profit that might otherwise have been realized had the fund bought the underlying security instead of the call option. For a put option to be profitable, the market price of the underlying security or index must decline sufficiently below the put option's exercise price to cover the premium and transaction costs. These costs will reduce any profit the fund might otherwise have realized from having shorted the declining underlying security by the premium paid for the put option and by transaction costs. If an option that the fund has purchased expires unexercised, the fund will experience a loss in the amount of the premium it paid. If the fund sells a put option, there is a risk that the fund may be required to buy the underlying asset at a disadvantageous price. If the fund sells a call option, there is a risk that the fund may be required to sell the underlying asset at a disadvantageous price. If the fund sells a call option on an underlying asset that the fund owns and the underlying asset has increased in value when the call option is exercised, the fund will be required to sell the underlying asset at the call price and will not be able to realize any of the underlying asset's value above the call price. There can be no guarantee that the use of options will increase the fund's return or income. The premium received from writing options may not be sufficient to offset any losses sustained from exercised options. In addition, there may be an imperfect correlation between the movement in prices of options and the securities underlying them, and there may at times not be a liquid secondary market for options;

Options on futures contracts. In addition to the risks associated with options generally, there is a risk of imperfect correlations between the movement in prices of the option and the futures contract, as well as the futures contract and the underlying security, which could in turn impact the price of the option;

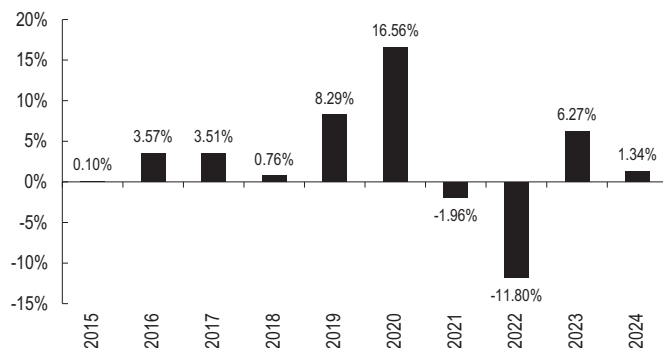
- **Foreign securities risks**, which are potential risks not associated with U.S. investments, may include, but are not limited to: (1) currency exchange rate fluctuations; (2) political and financial instability; (3) less liquidity; (4) lack of uniform accounting, auditing, recordkeeping and financial reporting standards; (5) increased volatility; (6) less government regulation and supervision of foreign stock exchanges, brokers and listed companies; (7) significant limitations on investor rights and recourse; (8) use of unfamiliar corporate organizational structures; (9) unavailable or unreliable public information regarding issuers; and (10) delays in transaction settlement in some foreign markets. Additionally, trading in foreign markets generally involves higher transaction costs than trading in U.S. markets. The unavailability and/or unreliability of public information available may impede the fund's ability to accurately evaluate foreign securities. Moreover, it may be difficult to enforce contractual obligations or invoke judicial or arbitration processes against non-U.S. companies and non-U.S. persons in foreign jurisdictions. The risks associated with investments in governmental or quasi-governmental entities of a foreign country are heightened by the potential for unexpected governmental change and inadequate government oversight;
- **Hedging risk** is the risk that, if the fund uses a hedging instrument at the wrong time or judges the market conditions incorrectly, or the hedged instrument does not correlate to the risk sought to be hedged, the hedge might be unsuccessful, reduce the fund's return, or create a loss. In addition, hedges, even when successful in mitigating risk, may not prevent the fund from experiencing losses on its investments. Hedging instruments may also reduce or eliminate gains that may otherwise have been available had the fund not used the hedging instruments;

- **High-yield security risk** results from investments in below investment grade bonds, which have a greater risk of loss, are susceptible to rising interest rates and have greater volatility, especially when the economy is weak or expected to become weak. Investments in high-yield securities (commonly referred to as “junk bonds”) are inherently speculative and carry a greater risk that the issuer will default on the timely payment of principal and interest. These securities may be subject to greater price volatility due to such factors as specific corporate developments, interest rate sensitivity, negative perceptions of the junk bond market generally and less secondary market volatility. High yield securities carry greater levels of call risk, credit risk and liquidity risk;
- **Income risk** is the risk that the fund’s income could decline due to falling market interest rates. In a falling interest rate environment, the fund may be required to invest its assets in lower-yielding securities;
- **Issuer risk** is the risk that the value of a security may decline for a reason directly related to the issuer, such as management performance, financial leverage and reduced demand for the issuer’s goods or services;
- **Leverage risk** is the risk that the use of financial instruments to increase potential returns, including the use of when-issued, delayed delivery or forward commitment transactions, and derivatives used for investment (non-hedging) purposes, may cause the fund to be more volatile than if it had not been leveraged. The use of leverage may also accelerate the velocity of losses and can result in losses to the fund that exceed the amount originally invested;
- **Liquidity risk** is the possibility that trading activity in certain securities may, at times, be significantly hampered. The fund could lose money if it cannot sell a security at the time and price that would be most beneficial to the fund. During times of market turmoil, there may be no buyers or sellers for securities in certain asset classes. The fund may be required to dispose of investments at unfavorable times or prices to satisfy obligations, which may result in losses or may be costly to the fund. Market prices for such securities may be volatile. The fund may invest in liquid investments that become illiquid due to financial distress, or geopolitical events such as sanctions, trading halts or wars;
- **Maturity risk** is the risk associated with the fact that the fund will invest in fixed income securities of varying maturities. Generally, the longer a fixed income security’s maturity, the greater the interest rate risk. Conversely, the shorter a fixed income security’s maturity, the lower the risk;
- **Mortgage- and asset-backed security risk** arises from the potential for mortgage failure, particularly during periods of market downturn, premature repayment of principal, or a delay in the repayment of principal, and can increase in an unstable or depressed housing market. Although the value of a mortgage-backed security may decline when interest rates rise, the converse is not necessarily true, since in periods of declining interest rates the mortgages underlying the security are more likely to be prepaid. When interest rates rise, the effective duration of a fund’s mortgage-backed and asset-backed securities may lengthen due to a drop in prepayments of the underlying mortgages. This delay in the repayment of principal could increase the potential for loss when prevailing interest rates rise, which could cause the values of the securities to fall sharply. In a to-be-announced (“TBA”) mortgage-backed transaction, the fund and the seller agree upon the issuer, interest rate and terms of the underlying mortgages. However, the seller does not identify the specific underlying mortgages until it issues the security. TBA mortgage-backed securities increase fund exposure to interest rate risks because the underlying mortgages may be less favorable than anticipated by the fund. Additionally, certain mortgage-backed securities may include securities backed by pools of loans made to “subprime” borrowers or borrowers with blemished credit histories; the risk of defaults is generally higher in the case of mortgage pools that include such subprime mortgages;
- **Portfolio turnover risk** is the risk that performance may be adversely affected by the high rate of portfolio turnover that can be caused by the fund engaging in active and frequent trading, which generally leads to greater transaction costs. High portfolio turnover may increase the possibility that the recognition of capital gains will be accelerated, including short-term capital gains that will generally be taxable to shareholders as ordinary income;
- **Prepayment and extension risk** is the risk that a bond or other fixed-income security or investment might, in the case of prepayment risk, be called or otherwise converted, prepaid or redeemed before maturity and, in the case of extension risk, might not be prepaid as expected. Due to a decline in interest rates or excess cash flow into the issuer, a debt security may be called or otherwise converted, prepaid or redeemed before maturity. If this occurs, no additional interest will be paid on the investment. The fund may have to reinvest the proceeds in another investment at a lower rate, may not benefit from an increase in value that may result from declining interest rates, and may lose any premium it paid to acquire the security, any of which could result in a reduced yield to the fund. The rate of prepayments tends to increase as interest rates fall, which could cause the average maturity of the portfolio to shorten. Conversely, extension risk is the risk that a decrease in prepayments may, as a result of higher interest rates or other factors, result in the extension of a security’s effective maturity, increase the risk of default or delayed payment, heighten interest rate risk and increase the potential for a decline in its price. In addition, as a consequence of a decrease in prepayments, the amount of principal available to the fund for investment would be reduced. Extensions of obligations could cause the fund to exhibit additional volatility and hold securities paying lower-than-market rates of interest, which could hurt the fund’s performance;
- **Redemption risk** is the risk that, due to a rise in interest rates or other changing government policies that may cause investors to move out of fixed income securities on a large scale, the fund may experience periods of heavy redemptions that could cause the fund to sell assets at inopportune times or at a loss or depressed value;
- **Securities lending risk** is the risk that, if the fund lends its portfolio securities and receives collateral in the form of cash that is reinvested in securities, those securities may not perform sufficiently to cover the return collateral payments owed to borrowers. In addition, delays may occur in the recovery of securities from borrowers, which could interfere with the fund’s ability to vote proxies or to settle transactions and there may be a loss of rights in the collateral should the borrower fail financially;
- **Sovereign and quasi-sovereign debt risk** is that risk that such debt securities are subject to risk of payment delays or defaults due to, among other things: (1) country cash flow problems, (2) insufficient foreign currency reserves, (3) political considerations, (4) large debt positions relative to the country’s economy, (5) policies toward foreign lenders or investors, (6) the failure to implement economic reforms required by the International Monetary Fund or other multilateral agencies, or (7) an inability or unwillingness to repay debts. A governmental entity that defaults on an obligation may request additional time in which to repay loans, may request further loans, or may seek to restructure its obligations to reduce interest rates or outstanding principal. There is

no legal process for collecting sovereign and quasi-sovereign debt that a government does not pay, nor are there bankruptcy proceedings through which all or part of the sovereign debt that a governmental entity has not repaid may be collected;

- **U.S. Government securities and government-sponsored enterprises risk** arises because a security backed by the U.S. Treasury or the full faith and credit of the United States is guaranteed by the applicable entity only as to the stated interest rate and face value at maturity, not its current market price. The market prices for such securities are not guaranteed and will fluctuate. Certain securities that may be held by the fund that are issued by government-sponsored enterprises, such as the Federal National Mortgage Association ("Fannie Mae"), the Federal Home Loan Mortgage Corporation ("Freddie Mac"), Federal Home Loan Banks ("FHLB"), Federal Farm Credit Banks ("FFCB"), the Government National Mortgage Association ("Ginnie Mae") and the Tennessee Valley Authority ("TVA") are not guaranteed by the U.S. Treasury and are not backed by the full faith and credit of the U.S. Government. U.S. Government securities and securities of government sponsored enterprises are also subject to credit risk, interest rate risk and market risk. It is possible that the U.S. government and government-sponsored enterprises will not be able to meet their payment obligations in the future, which would adversely affect the value of the fund's investments;
- **U.S. Treasury obligations risk** is the risk that the market value of U.S. Treasury obligations may vary due to fluctuations in interest rates. In addition, changes to the financial condition or credit rating of the U.S. Government may cause the market value of the fund's investments in obligations issued by the U.S. Treasury to decline. Certain political events in the U.S., such as a prolonged government shutdown or potential default on the national debt, may also cause investors to lose confidence in the U.S. Government and may cause the market value of U.S. Treasury obligations to decline; and
- **Valuation risk** arises because the securities held by the fund may be priced by an independent pricing service and may also be priced using dealer quotes or fair valuation methodologies in accordance with valuation procedures adopted by the fund's Board. The prices provided by the independent pricing service or dealers or the fair valuations may be different from the prices used by other mutual funds or from the prices at which securities are actually bought and sold.

Performance | The bar chart that follows illustrates annual fund returns for the periods ended December 31. The table that follows compares the fund's returns for various periods with those of a broad-based securities market index. This information is intended to give you some indication of the risk of investing in the fund by demonstrating how its returns have varied over time. The bar chart shows the fund's Class I share performance from one year to another. The Class I shares of the fund have adopted the performance history and financial statements of the Institutional Class shares of the fund's predecessor. Each of the fund's share classes is invested in the same portfolio of securities, and the annual returns would have differed only to the extent that the classes do not have the same sales charges and expenses. The fund's past performance (before and after taxes) is not necessarily an indication of how the fund will perform in the future. To obtain more current performance data as of the most recent month-end, please visit our website at rjinvestmentmanagement.com.



During 10 year period (Class I shares):

	Return	Quarter Ended
Best Quarter	8.79%	June 30, 2020
Worst Quarter	(6.07)%	June 30, 2022

Carillon Mutual Funds

SUMMARY OF CARILLON REAMS CORE PLUS BOND FUND | 5.1.2025

Average annual total returns (for the periods ended December 31, 2024):

Fund return (after deduction of sales charges and expenses)

Share Class	Inception Date	1-yr	5-yr	10-yr	Lifetime (if less than 10 yrs)
Class I – Before Taxes	11/25/96	1.34%	1.65%	2.43%	
After Taxes on Distributions		(0.55)%	0.11%	1.01%	
After Taxes on Distributions and Sale of Fund Shares		0.79%	0.63%	1.25%	
Class A – Before Taxes	11/20/17	(2.78)%	0.48%		1.50%
Class C – Before Taxes	11/20/17	0.26%	0.51%		1.30%
Class R-6 – Before Taxes	11/20/17	1.46%	1.67%		2.47%

Index (reflects no deduction for fees, expenses or taxes)

	1-yr	5-yr	10-yr	Lifetime (From Inception Date of Class A, Class C and Class R-6 Shares)
Bloomberg U.S. Aggregate Bond Index	1.25%	(0.33)%	1.35%	1.01%

After-tax returns are calculated using the historically highest individual federal marginal income tax rates and do not reflect the impact of state and local taxes. Actual after-tax returns depend on an investor’s tax situation and may differ from those shown. After-tax returns shown are not relevant to investors who hold their fund shares through tax-deferred arrangements, such as a 401(k) plan or individual retirement account (“IRA”). After-tax returns are shown for Class I only and after-tax returns for Class A, Class C and Class R-6 will vary. The return after taxes on distributions and sale of fund shares may exceed the return before taxes due to an assumed tax benefit from any losses on a sale of fund shares at the end of the measurement period.

Investment Adviser | Carillon Tower Advisers, Inc. is the fund’s investment adviser.

Subadviser | Scout Investments, Inc., through its Reams Asset Management division, serves as the subadviser to the fund.

Portfolio Managers | Mark M. Egan, CFA®, has served as the Lead Portfolio Manager of the fund and Todd C. Thompson, CFA® and Clark W. Holland, CFA®, have served as Portfolio Co-Managers of the fund since the fund’s inception in 2017. Jason J. Hoyer, CFA®, has served as Portfolio Co-Manager of the fund since April 2018. Tilak “Dimitri” Silva, CFA®, has served as Portfolio Co-Manager of the fund since March 2021. Neil Aggarwal has served as Portfolio Co-Manager of the fund since March 2023. Messrs. Egan, Thompson, Holland, Hoyer, Silva and Aggarwal are jointly and primarily responsible for the day-to-day management of the fund. Mr. Egan served as the Lead Portfolio Manager of the fund’s predecessor from its inception in 1996 to 2017. Messrs. Thompson and Holland served as Portfolio Co-Managers of the fund’s predecessor from 2000 and 2014, respectively, to 2017.

Purchase and sale of fund shares | You may purchase, redeem, or exchange Class A, C, and I shares of the fund on any business day through your financial intermediary, by telephone (800.421.4184), or by mail. Prior to June 2, 2025, purchases, redemptions and exchanges should be mailed to Carillon Family of Funds, c/o U.S. Bank Global Fund Services, P.O. Box 701, Milwaukee, WI 53201-0701 (for regular mail) or 615 East Michigan Street, Third Floor, Milwaukee, WI, 53202 (for overnight service). Effective June 2, 2025, purchases, redemptions and exchanges should be mailed to Carillon Family of Funds, c/o U.S. Bank Global Fund Services, P.O. Box 219252, Kansas City, MO 64121-9252 (for regular mail) or 801 Pennsylvania Avenue, Suite 219252, Kansas City, MO, 64105-1307 (for overnight service). In Class A and Class C shares, the minimum purchase amount is \$1,000 for regular accounts, \$100 for retirement accounts and \$50 through a periodic investment program, with a minimum subsequent investment plan of \$50 per month. For individual investors, the minimum initial purchase for Class I shares is \$1,000, while fee-based plan sponsors set their own minimum requirements. For Class R-6 shares, other than those purchased through a participating retirement plan, the minimum initial purchase is \$1,000,000. For Class R-6 shares purchased through a participating retirement plan, the minimum initial purchase is set by the plan administrator.

Tax information | The dividends you receive from the fund will be taxed as ordinary income or net capital gain (i.e., the excess of net long-term capital gain over net short-term capital loss) unless you are investing through a tax-deferred arrangement, such as a 401(k) plan or an IRA, in which case you may be subject to federal income tax on withdrawals from the arrangement.

Payments to broker-dealers and other financial intermediaries | If you purchase shares of the fund through a broker-dealer or other financial intermediary (such as a bank), the fund and its related companies may pay the intermediary for the sale of fund shares and related services. These payments may create a conflict of interest by influencing the broker-dealer or other intermediary and your salesperson to recommend the fund over another investment. Ask your salesperson or visit your financial intermediary's website for more information.

Carillon Mutual Funds

Investment objective | The Carillon Reams Unconstrained Bond Fund (“Unconstrained Bond Fund” or the “fund”) seeks to maximize total return consistent with the preservation of capital.

Fees and expenses of the fund | The tables that follow describe the fees and expenses that you may pay if you buy, hold, and sell shares of the Unconstrained Bond Fund. **You may pay other fees, such as brokerage commissions and other fees to financial intermediaries, which are not reflected in the tables and examples below.** You may qualify for sales discounts if you and your family invest, or agree to invest in the future, at least \$25,000 in the Class A shares of the Carillon Family of Funds. More information about these and other discounts, including through specific financial intermediaries, is available from your financial professional, on page 147 of the fund’s Prospectus and on page 74 of the fund’s Statement of Additional Information.

Shareholder fees (fees paid directly from your investment):

	Class A	Class C	Class I	Class R-6
Maximum Sales Charge Imposed on Purchases (as a % of offering price)	3.75%	None	None	None
Maximum Deferred Sales Charge (as a % of original purchase price or redemption proceeds, whichever is lower)	None (a)	1.00% (a)	None	None
Redemption Fee	None	None	None	None

Annual fund operating expenses (expenses that you pay each year as a percentage of the value of your investment):

	Class A	Class C	Class I	Class R-6
Management Fees (b)	0.50%	0.50%	0.50%	0.50%
Distribution and Service (12b-1) Fees	0.25%	1.00%	0.00%	0.00%
Other Expenses	0.29%	0.24%	0.26%	0.15%
Total Annual Fund Operating Expenses	1.04%	1.74%	0.76%	0.65%
Fee Waiver and/or Expense Reimbursement (c)	(0.14)%	(0.09)%	(0.16)%	(0.15)%
Total Annual Fund Operating Expenses After Fee Waiver and/or Expense Reimbursement	0.90%	1.65%	0.60%	0.50%

(a) If you purchased \$1,000,000 or more of Class A shares of a Carillon mutual fund that were not otherwise eligible for a sales charge waiver and sell the shares within 18 months from the date of purchase, you may pay up to a 1% contingent deferred sales charge (“CDSC”) at the time of sale. If you sell Class C shares less than one year after purchase, you will pay a 1% CDSC at the time of sale.

(b) Management Fees have been restated to reflect the current contractual fee rate effective March 1, 2024.

(c) Carillon Tower Advisers, Inc. (“Carillon”) has contractually agreed to waive its investment advisory fee and/or reimburse certain expenses of the fund to the extent that annual operating expenses of each class exceed a percentage of that class’ average daily net assets through April 30, 2026 as follows: Class A – 0.90%, Class C – 1.65%, Class I – 0.60% and Class R-6 – 0.50%. This expense limitation excludes interest, taxes, brokerage commissions, costs relating to investments in other investment companies (acquired fund fees and expenses), dividend and interest costs, and extraordinary expenses. The contractual fee waivers can be changed only with the approval of a majority of the fund’s Board of Trustees. Any reimbursement of fund expenses or reduction in Carillon’s investment advisory fees is subject to recoupment by Carillon within the following two fiscal years, provided that such recoupment will not cause the fund’s expense ratio to exceed both the expense cap at the time such amounts were waived or reimbursed, or the fund’s then-current expense cap.

Expense example | This example is intended to help you compare the cost of investing in the fund with the cost of investing in other mutual funds. The example assumes that you invest \$10,000 in the fund for the time periods indicated and then redeem all of your shares at the end of those periods. The example also assumes that your investment has a 5% return each year and that the fund’s operating expenses remain the same, except that the example reflects the fee waiver/expense reimbursement arrangement for each share class through April 30, 2026. Your costs would be the same whether you sold your shares or continued to hold them at the end of the period. Although your actual costs may be higher or lower, based on these assumptions your costs would be:

Share Class	Year 1	Year 3	Year 5	Year 10
Class A	\$463	\$680	\$914	\$1,586
Class C	\$268	\$539	\$935	\$2,044
Class I	\$61	\$227	\$407	\$927
Class R-6	\$51	\$193	\$347	\$796

Portfolio turnover | The fund pays transaction costs, such as commissions, when it buys and sells securities (or “turns over” its portfolio). A higher portfolio turnover rate may indicate higher transaction costs and may result in higher taxes when fund shares are held in a taxable account. These costs, which are not reflected in annual fund operating expenses or in the example, affect the fund’s performance. During the most recent fiscal year, the fund’s portfolio turnover rate was 566% of the average value of its portfolio.

Principal investment strategies | The fund pursues its objective by investing at least 80% of its net assets in fixed income instruments. The fixed income instruments in which the fund may invest can be of varying maturities and include bonds, debt securities, mortgage- and asset-backed securities (including to-be-announced securities), collateralized loan obligations (“CLOs”) and other similar instruments issued by various U.S. and non-U.S. public- or private-sector entities. The portfolio duration of the fund will normally not exceed eight years but may be greater based on market conditions. The fund may also have a negative duration. Duration is a measure used to determine the sensitivity of a security’s price to changes in interest rates. The longer a security’s duration, the more sensitive it will be to changes in interest rates. A portfolio with negative duration generally incurs a loss when interest rates and yields fall. For purposes of calculating the fund’s portfolio duration, the fund includes the effect of the derivative instruments held by the fund.

In certain market conditions, the fund may pursue its investment objective by investing a significant portion of its assets in cash or short-term debt obligations. The fund may invest in both investment grade securities and non-investment grade securities, also known as high yield securities or “junk” bonds. The fund may invest without limitation in non-investment grade securities. Investment grade securities include securities rated in one of the four highest rating categories by a nationally recognized statistical rating organization, such as BBB- or higher by Standard & Poor’s Financial Services LLC (“S&P®”). The fund may purchase or sell securities on a when-issued, delayed delivery or forward commitment basis and may engage in short sales. The fund may without limitation seek to obtain market exposure to the securities in which it primarily invests by entering into buybacks or dollar rolls. The fund may also invest without limitation in securities denominated in foreign currencies and in U.S. dollar denominated securities of foreign issuers. Mortgage-backed securities are pools of mortgage loans that are assembled as securities for sale to investors by various governmental, government-related and private organizations. Asset-backed securities are securities that are secured or “backed” by pools of various types of assets, such as automobile loans, consumer loans, credit cards and equipment leases, on which cash payments are due at fixed intervals over set periods of time. CLOs are a type of securitized debt, ordinarily issued by a trust or other special purpose entity, and are typically collateralized by a pool of loans, which may include, among others, domestic and foreign senior secured loans, senior unsecured loans, and subordinate corporate loans, including loans that may be rated below investment grade. The fund may invest in fixed income securities with call features.

The fund may invest in derivative instruments, such as options (including options on futures contracts), futures contracts (including interest rate, bond, U.S. Treasury and fixed income index futures contracts), currency and other forwards, including non-deliverable forwards (“NDFs”), and swap agreements (including credit default swaps) subject to applicable law and any other restrictions described in the fund’s Prospectus or Statement of Additional Information (“SAI”). The fund’s investment in credit default swap agreements may include both single-name credit default swap agreements and credit default swap index products, such as CDX index products. The use of these derivative transactions may allow the fund to obtain net long or short exposures to select currencies, interest rates, countries, durations or credit risks. These derivatives may be used to enhance fund returns, increase liquidity, manage the duration of the fund’s portfolio and/or gain exposure to certain instruments or markets (*i.e.*, the corporate bond market) in a more efficient or less expensive way. The credit default swap agreements that the fund invests in may provide exposure to an index of securities representative of the entire investment grade and high yield fixed income markets, which can include underlying issuers rated as low as CCC by S&P®. Derivative instruments that provide exposure to fixed income instruments may be used to satisfy the fund’s 80% investment policy. For the purposes of the fund’s 80% investment policy, the fund’s derivatives investments, other than credit default swaps where the fund is a protection seller, are valued at market value. Credit default swaps where the fund is a protection seller are valued at notional value.

The portfolio management team attempts to maximize total return by pursuing relative value opportunities throughout all sectors of the fixed income market. The portfolio managers screen hundreds of securities to determine how each will perform in various interest rate environments. The portfolio managers construct these scenarios by considering the outlook for interest rates, fundamental credit analysis and option-adjusted spread analysis. The portfolio managers compare these investment opportunities and assemble the fund’s portfolio from the best available values. The portfolio management team constantly monitors the expected returns of the securities in the fund versus those available in the market and of other securities the portfolio management team is considering for purchase. The portfolio management team’s strategy is to replace securities that it feels are approaching fair market value with those that, according to its analysis, are significantly undervalued. As a result of this strategy, the fund’s portfolio turnover rate will vary from year to year depending on market conditions and the fund may engage in frequent and active trading.

The fund may invest a substantial portion of its assets (more than 25%) in securities and instruments that are economically tied to one or more foreign countries if economic and business conditions warrant such investment. The fund will invest no more than 50% of its net assets in investments in developing countries or emerging markets.

The fund may lend its securities to broker-dealers and other financial institutions to earn additional income.

Principal risks | The greatest risk of investing in the fund is that you could lose money. The values of most debt securities held by the fund may be affected by changing interest rates and by changes in the effective maturities and credit ratings of these securities. For example, the values of debt securities in the fund's portfolio generally will decline when interest rates rise and increase when interest rates fall. As a result, the fund's net asset value ("NAV") may also increase and decrease. An investment in the fund is not a deposit with a bank and is not insured or guaranteed by the Federal Deposit Insurance Corporation or any other government agency. Investments in the fund are subject to the following primary risks. The most significant risks of investing in the fund as of the date of this Prospectus are listed first below, followed by the remaining risks in alphabetical order. Each risk summarized below is considered a "principal risk" of investing in the fund, regardless of the order in which it appears. Different risks may be more significant at different times depending on market conditions or other factors.

- **Market risk** is the risk that markets may at times be volatile, and the values of the fund's holdings may decline, sometimes significantly and/or rapidly, because of adverse issuer-specific conditions or general market conditions, including a broad stock market decline, which are not specifically related to a particular issuer. Geopolitical and other events, including war, terrorism, economic uncertainty, trade disputes, pandemics, public health crises, natural disasters and related events have led, and in the future may continue to lead, to instability in world economies and markets generally and reduced liquidity in equity, credit and fixed-income markets, which may disrupt economies and markets and adversely affect the value of your investment. The imposition by the U.S. of tariffs on goods imported from foreign countries and reciprocal tariffs levied on U.S. goods by those countries also may lead to volatility and instability in domestic and foreign markets. Policy changes by the U.S. government and/or Federal Reserve and political events within the U.S. and abroad, such as changes in the U.S. presidential administration and Congress, the U.S. government's inability at times to agree on a long-term budget and deficit reduction plan, the threat or occurrence of a federal government shutdown and threats or the occurrence of a failure to increase the federal government's debt limit, which could result in a default on the government's obligations, may affect investor and consumer confidence and may adversely impact financial markets and the broader economy, perhaps suddenly and to a significant degree. These and other conditions may cause broad changes in market value, the general outlook for corporate earnings, public perceptions concerning these developments or adverse investment sentiment generally. Changes in the financial condition of a single issuer, industry or market segment also can impact the market as a whole. In addition, adverse market events may lead to increased redemptions, which could cause the fund to experience a loss when selling securities to meet redemption requests by shareholders. Adverse market conditions may be prolonged and may not have the same impact on all types of securities. Conversely, it is also possible that, during a general downturn in the securities markets, multiple asset classes may decline in value simultaneously. Changes in value may be temporary or may last for extended periods. The financial markets generally move in cycles, with periods of rising prices followed by periods of declining prices. The value of your investment may reflect these fluctuations.

Recent market events risk includes risks arising from current and recent circumstances impacting markets. Both U.S. and international markets have experienced significant volatility in recent months and years. As a result of such volatility, investment returns may fluctuate significantly.

Moreover, the risks discussed herein associated with an investment in the fund may be increased. Both U.S. and international markets have experienced significant volatility in recent years. As a result of such volatility, investment returns may fluctuate significantly. National economies are substantially interconnected, as are global financial markets, which creates the possibility that conditions in one country or region might adversely impact issuers in a different country or region. However, the interconnectedness of economies and/or markets may be changing, which may impact such economies and markets in ways that cannot be foreseen at this time.

Some countries, including the U.S., have adopted more protectionist trade policies, including trade tariffs and other trade barriers, which is a trend that appears to be continuing globally. Slowing global economic growth, the rise in protectionist trade policies, inflationary pressures, changes to some major international trade agreements, risks associated with trade agreements between countries and regions, including the U.S. and other foreign nations, political or economic dysfunction within some countries or regions, including the U.S., and dramatic changes in consumer sentiment and commodity and currency prices could affect the economies and markets of many nations, including the U.S., in ways that cannot necessarily be foreseen at the present time and may create significant market volatility. In addition, these policies, including the impact on the U.S. dollar, may decrease foreign demand for U.S. assets, which could have a negative impact on certain issuers and/or industries.

Although interest rates were unusually low in recent years in the U.S. and abroad, in 2022, the Federal Reserve and certain foreign central banks began to raise interest rates as part of their efforts to address rising inflation. The Federal Reserve and certain foreign central banks subsequently started to lower interest rates in September 2024, though economic or other factors, such as inflation, could lead to the Federal Reserve stopping or reversing these changes. It is difficult to accurately predict the pace at which interest rates might change, the timing, frequency or magnitude of any such changes in interest rates, or when such changes might stop or again reverse course. Additionally, various economic and political factors could cause the Federal Reserve or another foreign central bank to change their approach in the future and such actions may result in an economic slowdown in the U.S. and abroad. Unexpected changes in interest rates could lead to significant market volatility or reduce liquidity in certain sectors of the market.

Deteriorating economic fundamentals may, in turn, increase the risk of default or insolvency of particular issuers, negatively impact market value, cause credit spreads to widen, and reduce bank balance sheets. Any of these could cause an increase in market volatility, reduce liquidity across various markets or decrease confidence in the markets.

Tensions, war, or open conflict between nations, such as between Russia and Ukraine, in the Middle East or in eastern Asia could affect the economies of many nations, including the United States. The duration of ongoing hostilities in the Middle East and between Russia and Ukraine, and any sanctions and related events cannot be predicted. Those events present material uncertainty and risk with respect to markets globally and the performance of the fund and its investments or operations could be negatively impacted.

Regulators in the U.S. have adopted a number of changes to regulations involving the markets and issuers, some of which apply to the fund. The full effect of various newly-adopted regulations is not currently known. Due to the broad scope of the regulations being adopted, certain of these changes to regulations could limit the fund's ability to pursue its investment strategies or make certain investments, or may make it more costly for the fund to operate, which may impact performance. Additionally, it is possible that recently adopted regulations could be further revised or rescinded, which creates material uncertainty regarding their impact to the fund.

Advancements in technology, including advanced development and increased regulation of artificial intelligence, may adversely impact market movements and liquidity. As artificial intelligence is used more widely, the profitability and growth of certain issuers and industries may be negatively impacted in ways that cannot be foreseen and could adversely impact its performance.

High public debt in the U.S. and other countries creates ongoing systemic and market risks and policymaking uncertainty. There is no assurance that the U.S. Congress will act to raise the nation's debt ceiling; a failure to do so could cause market turmoil and substantial investment risks that cannot now be fully predicted. Unexpected political, regulatory and diplomatic events within the U.S. and abroad may affect investor and consumer confidence and may adversely impact financial markets and the broader economy.

Global climate change can have potential effects on property and security values. Certain issuers, industries and regions may be adversely affected by the impacts of climate change in ways that cannot be foreseen. The impact of legislation, regulation and international accords related to climate change, including any direct or indirect consequences, may negatively impact certain issuers, industries and regions;

- **Interest rate risk** is the risk that the value of investments, such as fixed-income securities or derivatives, will move in the opposite direction to movements in interest rates. Generally the value of investments with interest rate risk will fall when interest rates rise. Factors including central bank monetary policy, rising inflation rates, and changes in general economic conditions may cause interest rates to rise, perhaps significantly and/or rapidly, potentially resulting in substantial losses to the fund. It is difficult to predict the pace at which interest rates might increase or decrease or the timing, frequency, or magnitude of such changes. The effect of increasing interest rates is more pronounced for any intermediate- or longer-term fixed income obligations owned by the fund. For example, if a bond has a duration of eight years, a 1% increase in interest rates could be expected to result in an 8% decrease in the value of the bond. Interest rates may rise, perhaps significantly and/or rapidly, potentially resulting in substantial losses to the fund due to, among other factors, a decline in the value of the fund's fixed income securities, heightened volatility in the fixed income markets and the reduced liquidity of certain fixed income investments. Conversely, during periods of very low or negative interest rates, the fund may be unable to maintain positive returns or pay dividends to fund shareholders;
- **Credit risk** arises if an issuer or a counterparty, in the case of a derivatives contract, is unable or unwilling, or is perceived as unable or unwilling, to meet its financial obligations or goes bankrupt;
- **Callable securities risk** arises from the fact that the fund may invest in fixed-income securities with call features. A call feature allows the issuer of the security to redeem or call the security prior to its stated maturity date. In periods of falling interest rates, issuers may be more likely to call in securities that are paying higher coupon rates than prevailing interest rates. In the event of a call, the fund would lose the income that would have been earned to maturity on that security, and the proceeds received by the fund may be invested in securities paying lower coupon rates and may not benefit from any increase in value that might otherwise result from declining interest rates;
- **Collateralized loan obligations ("CLOs") risk** is the risk that CLOs may expose the fund to heightened credit risk, interest rate risk, liquidity risk, market risk and prepayment and extension risk. In addition to these risks, CLOs may also carry additional risks including, but not limited to: (i) the possibility that distributions from collateral securities will not be adequate for the CLO to make interest or other payments; (ii) the risk that the quality of the collateral may decline in value or default; (iii) the risk that the fund may invest in classes of CLOs that are subordinate to other classes; (iv) the risk that the complex structure of the security may not be fully understood at the time of investment and may produce disputes with the issuer or unexpected investment results; and (v) the possibility that the CLO's manager may perform poorly. CLOs may charge management and other administrative fees, which are in addition to those of the fund. CLOs may be difficult to value and may be highly leveraged, which could make them highly volatile;
- **Counterparty risk** is the risk that a party or participant to a transaction, such as a broker or a derivative counterparty, will be unwilling or unable to satisfy its obligation to make timely principal, interest or settlement payments or to otherwise honor its obligations to the fund;
- **Credit ratings risk** is the risk associated with the fact that ratings by nationally recognized rating agencies generally represent the agencies' opinion of the credit quality of an issuer and may prove to be inaccurate;
- **Currency risk** is the risk related to the fund's exposure to foreign currencies through its investments. Foreign currencies may fluctuate significantly over short periods of time, may be affected unpredictably by intervention, or the failure to intervene, of the U.S. or foreign governments or central banks, and may be affected by currency controls or political developments in the U.S. or abroad. Foreign currencies may also decline in value relative to the U.S. dollar and other currencies and thereby affect the fund's investments;

- **Derivatives**, such as swap agreements (including credit default swaps and credit default swap index products), options (including options on futures contracts), futures (including interest rate futures, bond futures, U.S. Treasury futures and fixed income index futures) or currency and other forwards, including NDFs, may involve greater risks than if the fund had invested in the reference obligation directly. Derivatives are subject to general market risks, liquidity risks, interest rate risks, and credit risks. Derivatives also present counterparty risk (i.e., the risk that the other party to the transaction will fail to perform). Derivatives involve an increased risk of mispricing or improper valuation of the derivative instrument, and imperfect correlation between the value of the derivative and the underlying instrument, in which case the fund may not realize the intended benefits. When used for hedging, changes in the value of the derivative may also not correlate perfectly with the underlying asset, rate or index. Derivatives can cause the fund to participate in losses (as well as gains) in an amount that significantly exceeds the fund's initial investment. The derivatives market may be subject to additional regulations in the future.

Swap Agreements. Swaps can involve greater risks than a direct investment in an underlying asset because swaps typically include a certain amount of embedded leverage. If swaps are used as a hedging strategy, the fund is subject to the risk that the hedging strategy may not eliminate the risk that it is intended to offset, due to, among other reasons, the occurrence of unexpected price movements or the non-occurrence of expected price movements. Swaps also may be difficult to value. Swaps may be subject to counterparty risk, credit risk and liquidity risk, especially when traded over-the-counter. In addition to these risks, credit default swaps are subject to the risks associated with the purchase and sale of credit protection;

Futures and Forward Contracts. Futures and forward contracts, including NDFs, may be subject to counterparty risk, credit risk and liquidity risk. There may at times be an imperfect correlation between the movement in the prices of futures contracts and the value of their underlying instruments or indexes. There are no limitations on daily price movements of forward contracts. There can be no assurance that any strategy used will succeed. Not all forward contracts, including NDFs, require a counterparty to post collateral, which may expose the fund to greater losses in the event of a default by a counterparty. There can be no assurance that, at all times, a liquid market will exist for offsetting a futures contract that the fund has previously bought or sold and this may result in the inability to close a futures contract when desired. Forward currency transactions include the risks associated with fluctuations in currency. Interest rate, bond and Treasury futures contracts expose the fund to price fluctuations resulting from changes in interest rates. The fund could suffer a loss if interest rates rise after the fund has purchased an interest rate futures contract or fall after the fund has sold an interest rate futures contract. Similarly, bond and Treasury futures contracts expose the fund to potential losses if interest rates do not move as expected. Fixed income index futures contracts expose the fund to volatility in an underlying securities index;

Options. In order for a call option to be profitable, the market price of the underlying security or index must rise sufficiently above the call option exercise price to cover the premium and transaction costs. These costs will reduce any profit that might otherwise have been realized had the fund bought the underlying security instead of the call option. For a put option to be profitable, the market price of the underlying security or index must decline sufficiently below the put option's exercise price to cover the premium and transaction costs. These costs will reduce any profit the fund might otherwise have realized from having shorted the declining underlying security by the premium paid for the put option and by transaction costs. If an option that the fund has purchased expires unexercised, the fund will experience a loss in the amount of the premium it paid. If the fund sells a put option, there is a risk that the fund may be required to buy the underlying asset at a disadvantageous price. If the fund sells a call option, there is a risk that the fund may be required to sell the underlying asset at a disadvantageous price. If the fund sells a call option on an underlying asset that the fund owns and the underlying asset has increased in value when the call option is exercised, the fund will be required to sell the underlying asset at the call price and will not be able to realize any of the underlying asset's value above the call price. There can be no guarantee that the use of options will increase the fund's return or income. The premium received from writing options may not be sufficient to offset any losses sustained from exercised options. In addition, there may be an imperfect correlation between the movement in prices of options and the securities underlying them, and there may at times not be a liquid secondary market for options;

Options on futures contracts. In addition to the risks associated with options generally, there is a risk of imperfect correlations between the movement in prices of the option and the futures contract, as well as the futures contract and the underlying security, which could in turn impact the price of the option;

- **Emerging markets** are generally smaller, less developed, less liquid, less efficient, and more volatile than the securities markets of the U.S. and other foreign developed markets, and the issuers in such markets may have smaller market capitalizations. There are also risks of: greater political uncertainties; an economy's dependence on revenues from particular commodities or on international aid or development assistance; the imposition of sanctions or exchange controls, including currency transfer restrictions; a limited number of potential buyers for such securities; less reliable clearance and settlement, registration and custodial procedures; less stringent, or a lack of, accounting, auditing, financial reporting and recordkeeping requirements or standards; and significant limitations on investor rights and recourse. The governments of emerging market countries may also be more unstable. There may be less publicly available information about issuers in emerging markets, which can impede a fund's ability to accurately evaluate foreign securities. When investing in emerging markets, the risks of investing in foreign securities are heightened;
- **Foreign securities risks**, which are potential risks not associated with U.S. investments, may include, but are not limited to: (1) currency exchange rate fluctuations; (2) political and financial instability; (3) less liquidity; (4) lack of uniform accounting, auditing, recordkeeping and financial reporting standards; (5) increased volatility; (6) less government regulation and supervision of foreign stock exchanges, brokers and listed companies; (7) significant limitations on investor rights and recourse; (8) use of unfamiliar corporate organizational structures; (9) unavailable or unreliable public information regarding issuers; and (10) delays in transaction settlement in some foreign markets. Additionally, trading in foreign markets generally involves higher transaction costs than trading in U.S. markets. The unavailability and/or unreliability of public information available may impede the fund's ability to accurately evaluate foreign securities. Moreover, it may be difficult to enforce contractual obligations or invoke judicial or arbitration processes against non-U.S. companies and non-U.S. persons in foreign jurisdictions. The risks associated with investments in governmental or quasi-governmental entities of a foreign country are heightened by the potential for unexpected governmental change and inadequate government oversight;

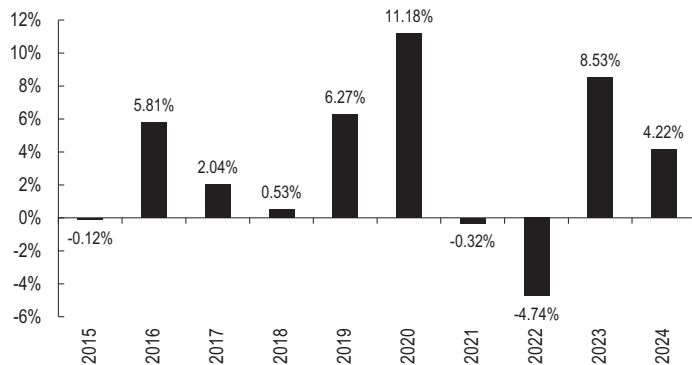
- **Geographic concentration risk** is the risk that from time to time, based on market or economic conditions, the fund may invest a significant portion of its assets in the securities of issuers located in, or with significant economic ties to, a single country or geographic region, which could increase the risk that economic, market, political, business, regulatory, diplomatic, social and environmental conditions in that particular country or geographic region may have a significant impact on the fund's performance. Investing in such a manner could cause the fund's performance to be more volatile than the performance of more geographically diverse funds. A decline in the economies or financial markets of one country or region may adversely affect the economies or financial markets of another.
- **Hedging risk** is the risk that, if the fund uses a hedging instrument at the wrong time or judges the market conditions incorrectly, or the hedged instrument does not correlate to the risk sought to be hedged, the hedge might be unsuccessful, reduce the fund's return, or create a loss. In addition, hedges, even when successful in mitigating risk, may not prevent the fund from experiencing losses on its investments. Hedging instruments may also reduce or eliminate gains that may otherwise have been available had the fund not used the hedging instruments;
- **High-yield security risk** results from investments in below investment grade bonds, which have a greater risk of loss, are susceptible to rising interest rates and have greater volatility, especially when the economy is weak or expected to become weak. Investments in high-yield securities (commonly referred to as "junk bonds") are inherently speculative and carry a greater risk that the issuer will default on the timely payment of principal and interest. These securities may be subject to greater price volatility due to such factors as specific corporate developments, interest rate sensitivity, negative perceptions of the junk bond market generally and less secondary market volatility. High yield securities carry greater levels of call risk, credit risk and liquidity risk;
- **Income risk** is the risk that the fund's income could decline due to falling market interest rates. In a falling interest rate environment, the fund may be required to invest its assets in lower-yielding securities;
- **Issuer risk** is the risk that the value of a security may decline for a reason directly related to the issuer, such as management performance, financial leverage and reduced demand for the issuer's goods or services;
- **Leverage risk** is the risk that the use of financial instruments to increase potential returns, including the use of buybacks, dollar rolls, when-issued, delayed delivery or forward commitment transactions, and derivatives used for investment (non-hedging) purposes, may cause the fund to be more volatile than if it had not been leveraged. The use of leverage may also accelerate the velocity of losses and can result in losses to the fund that exceed the amount originally invested;
- **Liquidity risk** is the possibility that trading activity in certain securities may, at times, be significantly hampered. The fund could lose money if it cannot sell a security at the time and price that would be most beneficial to the fund. During times of market turmoil, there may be no buyers or sellers for securities in certain asset classes. The fund may be required to dispose of investments at unfavorable times or prices to satisfy obligations, which may result in losses or may be costly to the fund. Market prices for such securities may be volatile. The fund may invest in liquid investments that become illiquid due to financial distress, or geopolitical events such as sanctions, trading halts or wars;
- **Market timing risk** arises because certain types of securities in which the fund invests, including high-yield and foreign securities, could cause the fund to be at greater risk of market timing activities by fund shareholders. Such activities can dilute the fund's NAV, increase the fund's expenses and interfere with the fund's ability to execute efficient investment strategies;
- **Maturity risk** is the risk associated with the fact that the fund will invest in fixed income securities of varying maturities. Generally, the longer a fixed income security's maturity, the greater the interest rate risk. Conversely, the shorter a fixed income security's maturity, the lower the risk;
- **Mortgage- and asset-backed security risk** arises from the potential for mortgage failure, particularly during periods of market downturn, premature repayment of principal, or a delay in the repayment of principal, and can increase in an unstable or depressed housing market. Although the value of a mortgage-backed security may decline when interest rates rise, the converse is not necessarily true, since in periods of declining interest rates the mortgages underlying the security are more likely to be prepaid. When interest rates rise, the effective duration of a fund's mortgage-backed and asset-backed securities may lengthen due to a drop in prepayments of the underlying mortgages. This delay in the repayment of principal could increase the potential for loss when prevailing interest rates rise, which could cause the values of the securities to fall sharply. In a to-be-announced ("TBA") mortgage-backed transaction, the fund and the seller agree upon the issuer, interest rate and terms of the underlying mortgages. However, the seller does not identify the specific underlying mortgages until it issues the security. TBA mortgage-backed securities increase fund exposure to interest rate risks because the underlying mortgages may be less favorable than anticipated by the fund. Additionally, certain mortgage-backed securities may include securities backed by pools of loans made to "subprime" borrowers or borrowers with blemished credit histories; the risk of defaults is generally higher in the case of mortgage pools that include such subprime mortgages;
- **Portfolio turnover risk** is the risk that performance may be adversely affected by the high rate of portfolio turnover that can be caused by the fund engaging in active and frequent trading, which generally leads to greater transaction costs. High portfolio turnover may increase the possibility that the recognition of capital gains will be accelerated, including short-term capital gains that will generally be taxable to shareholders as ordinary income;
- **Prepayment and extension risk** is the risk that a bond or other fixed-income security or investment might, in the case of prepayment risk, be called or otherwise converted, prepaid or redeemed before maturity and, in the case of extension risk, might not be prepaid as expected. Due to a decline in interest rates or excess cash flow into the issuer, a debt security may be called or otherwise converted, prepaid or redeemed before maturity. If this occurs, no additional interest will be paid on the investment. The fund may have to reinvest the proceeds in another investment at a lower rate, may not benefit from an increase in value that may result from declining interest rates, and may lose any premium it paid to acquire the security, any of which could result in a reduced yield to the fund. The rate of prepayments tends to increase as interest rates fall, which could cause the average maturity of the portfolio to shorten. Conversely, extension risk is the risk that a decrease in prepayments may, as a result of higher interest rates or other factors, result in the extension of a security's effective maturity, increase the risk of default or delayed payment, heighten interest rate risk and increase the potential for a

decline in its price. In addition, as a consequence of a decrease in prepayments, the amount of principal available to the fund for investment would be reduced. Extensions of obligations could cause the fund to exhibit additional volatility and hold securities paying lower-than-market rates of interest, which could hurt the fund's performance;

- **Redemption risk** is the risk that, due to a rise in interest rates or other changing government policies that may cause investors to move out of fixed income securities on a large scale, the fund may experience periods of heavy redemptions that could cause the fund to sell assets at inopportune times or at a loss or depressed value;
- **Securities lending risk** is the risk that, if the fund lends its portfolio securities and receives collateral in the form of cash that is reinvested in securities, those securities may not perform sufficiently to cover the return collateral payments owed to borrowers. In addition, delays may occur in the recovery of securities from borrowers, which could interfere with the fund's ability to vote proxies or to settle transactions and there may be a loss of rights in the collateral should the borrower fail financially;
- **Short sale risk** is the risk that the fund will incur a loss due to a short position if the price of the instrument sold short increases in value between the date of the short sale and the date on which an offsetting position is purchased. Short sales have the potential to lose more money than the actual cost of the investment. Also, there is a risk that the third party to the short sale may fail to honor its contract terms, causing a loss to the fund;
- **Sovereign and quasi-sovereign debt risk** is that risk that such debt securities are subject to risk of payment delays or defaults due to, among other things: (1) country cash flow problems, (2) insufficient foreign currency reserves, (3) political considerations, (4) large debt positions relative to the country's economy, (5) policies toward foreign lenders or investors, (6) the failure to implement economic reforms required by the International Monetary Fund or other multilateral agencies, or (7) an inability or unwillingness to repay debts. It may be particularly difficult to enforce the rights of debt holders in emerging markets. A governmental entity that defaults on an obligation may request additional time in which to repay loans, may request further loans, or may seek to restructure its obligations to reduce interest rates or outstanding principal. There is no legal process for collecting sovereign and quasi-sovereign debt that a government does not pay, nor are there bankruptcy proceedings through which all or part of the sovereign debt that a governmental entity has not repaid may be collected. Sovereign and quasi-sovereign debt risk is increased for emerging markets issuers, which are among the largest debtors to commercial banks and foreign governments. At times, certain emerging market countries have declared moratoria on the payment of principal and interest on external debt. Certain emerging market countries have experienced difficulty in servicing their sovereign debt on a timely basis, which has led to defaults and the restructuring of certain indebtedness;
- **U.S. Government securities and government-sponsored enterprises risk** arises because a security backed by the U.S. Treasury or the full faith and credit of the United States is guaranteed by the applicable entity only as to the stated interest rate and face value at maturity, not its current market price. The market prices for such securities are not guaranteed and will fluctuate. Certain securities that may be held by the fund that are issued by government-sponsored enterprises, such as the Federal National Mortgage Association ("Fannie Mae"), the Federal Home Loan Mortgage Corporation ("Freddie Mac"), Federal Home Loan Banks ("FHLB"), Federal Farm Credit Banks ("FFCB"), the Government National Mortgage Association ("Ginnie Mae") and the Tennessee Valley Authority ("TVA") are not guaranteed by the U.S. Treasury and are not backed by the full faith and credit of the U.S. Government. U.S. Government securities and securities of government sponsored enterprises are also subject to credit risk, interest rate risk and market risk. It is possible that the U.S. government and government-sponsored enterprises will not be able to meet their payment obligations in the future, which would adversely affect the value of the fund's investments;
- **U.S. Treasury obligations risk** is the risk that the market value of U.S. Treasury obligations may vary due to fluctuations in interest rates. In addition, changes to the financial condition or credit rating of the U.S. Government may cause the market value of the fund's investments in obligations issued by the U.S. Treasury to decline. Certain political events in the U.S., such as a prolonged government shutdown or potential default on the national debt, may also cause investors to lose confidence in the U.S. Government and may cause the market value of U.S. Treasury obligations to decline; and
- **Valuation risk** arises because the securities held by the fund may be priced by an independent pricing service and may also be priced using dealer quotes or fair valuation methodologies in accordance with valuation procedures adopted by the fund's Board. The prices provided by the independent pricing service or dealers or the fair valuations may be different from the prices used by other mutual funds or from the prices at which securities are actually bought and sold.

Performance | The bar chart that follows illustrates annual fund returns for the periods ended December 31. The table that follows compares the fund's returns for various periods with those of a broad-based securities market index, as well as an additional market index with characteristics that are similar to those of the fund. This information is intended to give you some indication of the risk of investing in the fund by demonstrating how its returns have varied over time. The bar chart shows the fund's Class I share performance from one year to another. The Class I shares of the fund have adopted the performance history and financial statements of the Institutional Class shares of the fund's predecessor. Each of the fund's share classes is invested in the same portfolio of securities, and the annual returns would have differed only to the extent that the classes do not have the same sales charges and expenses. The fund's

past performance (before and after taxes) is not necessarily an indication of how the fund will perform in the future. To obtain more current performance data as of the most recent month-end, please visit our website at rjinvestmentmanagement.com.



During 10 year period (Class I shares):

	Return	Quarter Ended
Best Quarter	8.40%	June 30, 2020
Worst Quarter	(3.50)%	June 30, 2022

Average annual total returns (for the periods ended December 31, 2024):

Fund return (after deduction of sales charges and expenses)

Share Class	Inception Date	1-yr	5-yr	10-yr	Lifetime (if less than 10 yrs)
Class I – Before Taxes	9/29/11	4.22%	3.61%	3.24%	
After Taxes on Distributions		2.17%	2.21%	2.23%	
After Taxes on Distributions and Sale of Fund Shares		2.48%	2.17%	2.07%	
Class A – Before Taxes	11/20/17	0.08%	2.51%		2.64%
Class C – Before Taxes	11/20/17	3.14%	2.53%		2.41%
Class R-6 – Before Taxes	11/20/17	4.32%	3.71%		3.59%

Index (reflects no deduction for fees, expenses or taxes)

	1-yr	5-yr	10-yr	Lifetime (From the inception date of Class A, C and R-6 shares)
Bloomberg US Aggregate Bond Index (1)	1.25%	(0.33)%	1.35%	1.01%
ICE BofA US 3-Month Treasury Bill Index	5.28%	2.48%	1.77%	2.35%

(1) In accordance with new regulatory requirements, the fund has selected a new broad-based securities market index. The former performance index is being maintained as an additional index as it shows how the fund's performance compares to an index with characteristics that are more representative of the fund's investment strategy.

After-tax returns are calculated using the historically highest individual federal marginal income tax rates and do not reflect the impact of state and local taxes. Actual after-tax returns depend on an investor's tax situation and may differ from those shown. After-tax returns shown are not relevant to investors who hold their fund shares through tax-deferred arrangements, such as a 401(k) plan or individual retirement account ("IRA"). After-tax returns are shown for Class I only and after-tax returns for Class A, Class C and Class R-6 will vary. The return after taxes on distributions and sale of fund shares may exceed the return before taxes due to an assumed tax benefit from any losses on a sale of fund shares at the end of the measurement period.

Carillon Mutual Funds

SUMMARY OF CARILLON REAMS UNCONSTRAINED BOND FUND | 5.1.2025

Investment Adviser | Carillon Tower Advisers, Inc. is the fund's investment adviser.

Subadviser | Scout Investments, Inc., through its Reams Asset Management division, serves as the subadviser to the fund.

Portfolio Managers | Mark M. Egan, CFA®, has served as the Lead Portfolio Manager of the fund and Todd C. Thompson, CFA® and Clark W. Holland, CFA®, have served as Portfolio Co-Managers of the fund since the fund's inception in 2017. Jason J. Hoyer, CFA®, has served as Portfolio Co-Manager of the fund since April 2018. Tilak "Dimitri" Silva, CFA®, has served as Portfolio Co-Manager of the fund since March 2021. Neil Aggarwal has served as Portfolio Co-Manager of the fund since March 2023. Messrs. Egan, Thompson, Holland, Hoyer, Silva and Aggarwal are jointly and primarily responsible for the day-to-day management of the fund. Mr. Egan served as Lead Portfolio Manager of the fund's predecessor and Mr. Thompson served as Portfolio Co-Manager of the fund's predecessor from its inception in 2011 to 2017. Mr. Holland served as Portfolio Co-Manager of the fund's predecessor from 2014 to 2017.

Purchase and sale of fund shares | You may purchase, redeem, or exchange Class A, C, and I shares of the fund on any business day through your financial intermediary, by telephone (800.421.4184), or by mail. Prior to June 2, 2025, purchases, redemptions and exchanges should be mailed to Carillon Family of Funds, c/o U.S. Bank Global Fund Services, P.O. Box 701, Milwaukee, WI 53201-0701 (for regular mail) or 615 East Michigan Street, Third Floor, Milwaukee, WI, 53202 (for overnight service). Effective June 2, 2025, purchases, redemptions and exchanges should be mailed to Carillon Family of Funds, c/o U.S. Bank Global Fund Services, P.O. Box 219252, Kansas City, MO 64121-9252 (for regular mail) or 801 Pennsylvania Avenue, Suite 219252, Kansas City, MO, 64105-1307 (for overnight service). In Class A and Class C shares, the minimum purchase amount is \$1,000 for regular accounts, \$100 for retirement accounts and \$50 through a periodic investment program, with a minimum subsequent investment plan of \$50 per month. For individual investors, the minimum initial purchase for Class I shares is \$1,000, while fee-based plan sponsors set their own minimum requirements. For Class R-6 shares, other than those purchased through a participating retirement plan, the minimum initial purchase is \$1,000,000. For Class R-6 shares purchased through a participating retirement plan, the minimum initial purchase is set by the plan administrator.

Tax information | The dividends you receive from the fund will be taxed as ordinary income or net capital gain (i.e., the excess of net long-term capital gain over net short-term capital loss) unless you are investing through a tax-deferred arrangement, such as a 401(k) plan or an IRA, in which case you may be subject to federal income tax on withdrawals from the arrangement.

Payments to broker-dealers and other financial intermediaries | If you purchase shares of the fund through a broker-dealer or other financial intermediary (such as a bank), the fund and its related companies may pay the intermediary for the sale of fund shares and related services. These payments may create a conflict of interest by influencing the broker-dealer or other intermediary and your salesperson to recommend the fund over another investment. Ask your salesperson or visit your financial intermediary's website for more information.

Additional Information About the Funds

Each fund's investment objective is non-fundamental and may be changed by its Board of Trustees without shareholder approval.

The Carillon Chartwell Mid Cap Value Fund, Carillon Chartwell Small Cap Growth Fund, Carillon Chartwell Small Cap Value Fund, Carillon ClariVest International Stock Fund, Carillon Eagle Mid Cap Growth Fund, Carillon Eagle Small Cap Growth Fund, Carillon Scout Mid Cap Fund, Carillon Chartwell Small Cap Fund, Carillon Chartwell Short Duration High Yield Fund, Carillon Reams Core Bond Fund, Carillon Reams Core Plus Bond Fund and Carillon Reams Unconstrained Bond Fund each have adopted a non-fundamental policy to invest, under normal market conditions, at least 80% of its net assets (plus the amount of any borrowings for investment purposes) in the type of investments described in its name, as discussed in the "Principal investment strategies" section of each fund's Summary. If a fund changes its 80% investment policy, a written notice will be sent to shareholders at least 60 days in advance of the change and this Prospectus will be supplemented.

As a temporary defensive measure because of market, economic or other conditions, each fund may invest up to 100% of its assets in high-quality, short-term debt instruments or may take positions that are inconsistent with its principal investment strategies. Each fund may also invest its assets in cash, cash equivalent securities, repurchase agreements or money market instruments as a temporary defensive measure. To the extent that a fund takes such a temporary defensive position, its ability to achieve its investment objective may be affected adversely.

Important Notice

On November 14-15, 2024, the Board of Trustees of the Trust approved a Plan of Reorganization and Termination (the "Reorganization Plan") pursuant to which the Carillon Chartwell Small Cap Fund, formerly the Carillon Scout Small Cap Fund (the "Fund"), would be reorganized into the Carillon Chartwell Small Cap Growth Fund (the "Acquiring Fund") (the "Reorganization"). The Reorganization is currently expected to occur on or about October 17, 2025. The Fund will continue to accept purchases of Fund shares and exchanges into the Fund until October 3, 2025.

The Reorganization Plan, which sets forth the terms of the Reorganization, provides for: (1) the transfer of the Fund's assets to the Acquiring Fund and the Acquiring Fund's assumption of the Fund's liabilities in exchange solely for shares of beneficial interest ("shares") of the Acquiring Fund that correspond to each class of shares of the Fund; and (2) the Fund to distribute the shares of the Acquiring Fund received by the Fund to its shareholders in complete liquidation of the Fund and in cancellation of all of the Fund's shares. Each shareholder of the Fund will receive the number of full and fractional shares of each class of the Acquiring Fund equal in value to the full and fractional shares of the corresponding class of the Fund held by the shareholder prior to the Reorganization. The Reorganization is intended to qualify as a tax-free transaction for federal income tax purposes.

It is not necessary for shareholders of the Fund or the Acquiring Fund to approve the Reorganization or take any other action at this time. Shareholders of the Fund will be sent an information statement describing the Reorganization at a later date.

Additional Information Regarding Investment Strategies

Carillon Chartwell Mid Cap Value Fund | Under normal circumstances, the fund will invest at least 80% of its net assets (including amounts borrowed for investment purposes) in common stocks of mid-capitalization U.S. companies. The fund will not change this investment policy unless it gives shareholders at least 60 days' advance written notice. The fund's subadviser considers mid-capitalization companies to be those companies that, at the time of initial purchase, have a market capitalization within the range of the Russell Midcap Value Index during the most recent 12-month period (which was approximately \$149.9 million and \$93.3 billion as of December 31, 2024). The Russell Midcap Value Index is reconstituted annually. Because the fund's sub-adviser defines mid-capitalization companies by reference to an index, the range of market capitalization of companies in which the fund invests may vary with market conditions. The fund may continue to hold securities of companies whose market capitalization was within the range of the Russell Midcap Value Index at the time of purchase but whose current market capitalization may be outside of that range.

The fund typically invests in common stocks, including U.S. dollar denominated securities of issuers based outside the U.S. ("foreign issuers") and real estate investment trusts ("REITs"). The fund may invest up to 20% of its assets in foreign issuers.

REITs are companies that own, and typically operate, income-producing real estate or real estate-related assets. REITs are generally classified as equity REITs, mortgage REITs, or a combination of equity and mortgage REITs. Equity REITs invest the majority of their assets directly in real property and derive income primarily from the collection of rents. Equity REITs can also realize capital gains by selling properties that have appreciated in value. Mortgage REITs invest the majority of their assets in real estate mortgages and derive income from the collection of interest payments.

The subadviser may also purchase ETFs designed to track U.S. mid-cap indices to manage the fund's cash holdings and gain exposure to the types of securities in which the fund primarily invests. ETFs are investment companies that invest in portfolios of securities, often designed to track particular market segments or indices, the shares of which are bought and sold on a securities exchange.

The fund generally invests in companies that its subadviser believes to be undervalued. The subadviser's investment approach relies heavily on valuation history to identify opportunities and prioritizes companies with durable businesses, strong balance sheets, and improving fundamental prospects. The subadviser's investment process integrates the efforts of quantitative analysis, fundamental analysis and portfolio management.

Quantitative analysis: This process includes screening for inexpensive stocks using multiple valuation measures, and identifying companies with valuations at the lower end of their historical valuation ranges and that offer attractive risk/reward characteristics.

Fundamental analysis: The subadviser conducts comprehensive business reviews to develop a sound understanding of a company's business. The research process also focuses on understanding the cause of a company's undervaluation and the company's ability to realize its valuation potential.

Portfolio management: The subadviser constructs the fund's final portfolio using a bottom-up approach to stock selection. The subadviser weighs a number of factors including fundamentals, timing of catalysts, and growth prospects when determining portfolio holdings.

The subadviser may sell all or a portion of a fund portfolio holding when, in its opinion, one or more of the following occurs: (1) valuation is at the high end of the company's historical range; (2) erosion of a company's fundamentals; (3) a more compelling alternative investment is identified; or (4) the fund requires cash to meet redemption requests.

When the subadviser believes that current market, economic, political or other conditions are unsuitable and would impair the pursuit of the fund's investment objective, the fund may invest up to 100% of its assets in cash or cash equivalents, including but not limited to, obligations of the U.S. Government, money market fund shares, commercial paper, repurchase agreements, certificates of deposit and/or bankers acceptances, as well as other interest bearing or discount obligations. When the fund takes a temporary defensive position, it may not achieve its investment objective.

Under normal market conditions, the subadviser generally expects that an investment in any single issuer will comprise 5% or less of the total value of the assets in the portfolio. The sub-advisor also expects that the fund's exposure to any one sector will range from 50% to 150% of the weight of that sector in the Russell Mid Cap Value Index. However, for smaller sectors, the fund's exposure generally will be no more than 5 percentage points above or below the weight of that sector in the Russell Mid Cap Value Index.

Carillon Chartwell Small Cap Growth Fund | Under normal circumstances, the fund will invest at least 80% of its net assets (including amounts borrowed for investment purposes) in common stocks of small capitalization U.S. companies. The fund will not change this investment policy unless it gives shareholders at least 60 days' advance written notice. The fund's subadviser considers small capitalization companies to be those that, at the time of initial purchase, have a market capitalization generally within the range of the Russell 2000 Growth Index during the most recent 12-month period (which was approximately \$7.98 million and \$59.1 billion as of December 31, 2024). The Russell 2000 Growth Index is reconstituted annually. Because the fund's subadviser defines small capitalization companies by reference to an index, the range of market capitalization of companies in which the fund invests may vary with market conditions. The fund may continue to hold securities of companies whose market capitalization was within the range of the Russell 2000 Growth Index at the time of purchase but whose current market capitalization may be outside of that range.

The fund typically invests in common stocks, including U.S. dollar-denominated securities of issuers based outside of the U.S. ("foreign issuers"). The fund may invest up to 20% of its assets in foreign issuers. The fund may have significant exposure to the Health Care, Industrials and Information Technology sectors. However, as the sector composition of the fund's portfolio changes over time, the fund's exposure to these sectors may be lower at a future date and the fund's exposure to other market sectors may be higher.

The subadviser also may purchase ETFs designed to track U.S. small-cap indices to manage the fund's cash holdings and gain exposure to the types of securities in which the fund primarily invests. ETFs are investment companies that invest in portfolios of securities, often designed to track particular market segments or indices, the shares of which are bought and sold on a securities exchange.

The fund's subadviser uses a "growth" style of management and seeks to identify companies with above average potential for earnings growth. The portfolio managers initiate investment ideas opportunistically, when securities are attractively valued, yet focus holdings in companies best positioned for rapid growth. The subadviser's investment process integrates the efforts of quantitative analysis, fundamental analysis and portfolio management.

When the subadviser believes that current market, economic, political or other conditions are unsuitable and would impair the pursuit of the fund's investment objective, the fund may invest some or all of its assets in cash or cash equivalents, including but not limited to, obligations of the U.S. government, money market fund shares, commercial paper, repurchase agreements, certificates of deposit and/or bankers acceptances, as well as other interest bearing or discount obligations. When the fund takes a temporary defensive position, it may not achieve its investment objective.

Under normal market conditions, the subadviser expects that: (1) an investment in any single issuer (at the time of purchase) will comprise less than 5% of the total value of the assets in the portfolio; and (2) an investment in any one sector (at the time of purchase) will not exceed the greater of: (i) 150% of the sector weight of the Russell 2000® Growth Index, or (ii) 25% of the total value of the assets in the portfolio.

Carillon Chartwell Small Cap Value Fund | Under normal circumstances, the fund will invest at least 80% of its net assets (including amounts borrowed for investment purposes) in common stocks of small capitalization U.S. companies. The fund will not change this investment policy unless it gives shareholders at least 60 days' advance written notice. The fund's subadviser considers small capitalization companies to be those companies that, at the time of initial purchase, have a market capitalization within the range of the Russell 2000 Value Index during the most recent 12-month period (which was approximately \$8.22 million and \$24.8 billion as of December 31, 2024). The Russell 2000 Value Index is reconstituted annually. Because the fund's subadviser defines small capitalization companies by reference to an index, the range of market capitalization of companies in which the fund invests may vary with market conditions. The fund may continue to hold securities of companies whose market capitalization was within the range of the Russell 2000 Value Index at the time of initial purchase, but whose current market capitalization may be outside of that range.

The fund typically invests in common stocks, including U.S. dollar-denominated securities of issuers based outside of the U.S. ("foreign issuers") and real estate investment trusts ("REITs"). REITs are companies that own, and typically operate, income-producing real estate or real estate-related assets. The fund may invest up to 20% of its assets in foreign issuers.

The fund may have significant exposure to the Financials sector. However, as the sector composition of the fund's portfolio changes over time, the fund's exposure to this sector may be lower at a future date and the fund's exposure to other market sectors may be higher.

The subadviser also may purchase ETFs designed to track U.S. small-cap indices to manage the fund's cash holdings and gain exposure to the types of securities in which the fund primarily invests. ETFs are investment companies that invest in portfolios of securities designed to track particular market segments or indices, the shares of which are bought and sold on a securities exchange.

The fund generally invests in companies that its subadviser believes to be undervalued. The subadviser's investment approach relies heavily on valuation history to identify opportunities and prioritizes companies with durable businesses, strong balance sheets, and improving fundamental prospects. The subadviser's investment process integrates the efforts of quantitative analysis, fundamental analysis and portfolio management.

Quantitative analysis: This process includes screening for inexpensive stocks using multiple valuation measures, and identifying companies with valuations at the lower end of their historical valuation ranges and that offer attractive risk/reward characteristics.

Fundamental analysis: The subadviser conducts comprehensive business reviews to develop a sound understanding of a company's business. The research process also focuses on understanding the cause of a company's undervaluation and the company's ability to realize its valuation potential.

Portfolio management: The subadviser constructs the fund's final portfolio using a bottom-up approach to stock selection. The subadviser weighs a number of factors including fundamentals, timing of catalysts, and growth prospects when determining portfolio holdings.

The subadviser may sell all or a portion of a fund portfolio holding when, in its opinion, one or more of the following occurs: (1) valuation is at the high end of the company's historical range; (2) erosion of a company's fundamentals; (3) a more compelling alternative investment is identified; or (4) the fund requires cash to meet redemption requests.

When the subadviser believes that current market, economic, political or other conditions are unsuitable and would impair the pursuit of the fund's investment objective, the fund may invest up to 100% of its assets in cash or cash equivalents, including but not limited to, obligations of the U.S. Government, money market fund shares, commercial paper, repurchase agreements, certificates of deposit and/or bankers acceptances, as well as other interest bearing or discount obligations. When the fund takes a temporary defensive position, it may not achieve its investment objective.

Under normal market conditions, the subadviser generally expects that an investment in any single issuer will comprise 5% or less of the total value of the assets in the portfolio. The sub-advisor also expects that the fund's exposure to any one sector will range from 50% to 150% of the weight of that sector in the Russell 2000 Value Index. However, for smaller sectors, the fund's exposure generally will be no more than 5 percentage points above or below the weight of that sector in the Russell 2000 Value Index.

Carillon ClariVest Capital Appreciation Fund | In selecting securities for the fund, the subadviser utilizes quantitative tools to implement a "bottom-up," fundamentally based, investment process. A bottom-up method of analysis seeks to de-emphasize the significance of economic and market cycles. The subadviser constructs a portfolio that seeks to maximize expected return, subject to constraints designed to meet long-run expected active risk goals. This framework builds toward the goal of sustainable performance relative to the Russell 1000® Growth Index, which is a growth-oriented index.

The fund will invest primarily in the common stocks of large- and mid-capitalization U.S. companies that the portfolio management team believes have the potential for earnings growth and improvement in investor sentiment. In addition, as a non-principal investment strategy, the fund may invest in common stocks of foreign companies. The intrinsic worth of the companies' stocks may not be recognized by the market or the stocks may be currently out of favor with investors. The fund may sell securities when they no longer meet the portfolio managers' investment criteria and/or to take advantage of more attractive investment opportunities.

Carillon Mutual Funds

PROSPECTUS | 5.1.2025

Carillon ClariVest International Stock Fund | In selecting securities for the fund, the subadviser utilizes quantitative tools to implement a “bottom-up,” fundamentally based, investment process. A bottom-up method of analysis seeks to de-emphasize the significance of economic and market cycles. The subadviser constructs a portfolio that seeks to maximize expected return, subject to constraints designed to meet long-run expected active risk goals. This framework builds toward the goal of sustainable performance.

The fund may sell securities when they no longer meet the portfolio manager’s investment criteria and/or to take advantage of more attractive investment opportunities.

Carillon Eagle Growth & Income Fund | The fund’s portfolio managers adhere to a relative value investment style, employing a “bottom-up” investment process that seeks to acquire promising companies with sound business fundamentals at a time when they believe intrinsic value is not fully recognized by the marketplace. A bottom-up method of analysis de-emphasizes the significance of economic and market cycles. The portfolio managers select companies based upon their belief that those companies have the following characteristics:

Income

- Yield or dividend growth at or above the S&P 500 Index;
- Demonstrated commitment to paying and increasing dividends.

Growth

- Dominance in expanding industry;
- Growth rate greater than inflation;
- Dividend yield plus growth is more than 10 percent;
- Demonstrated commitment to increasing dividends.

Stability

- Free cash flow and shareholder-oriented management;
- Stock price below estimated intrinsic value.

Sell Discipline

- Price appreciation near or above sustainable level;
- Deterioration of company fundamentals, indicative of dividend cut;
- Occupation of too large a portion of total portfolio;
- Development of more attractive investment opportunity.

Equity securities typically include common stocks and may include foreign stocks (a portion of which may be invested in emerging markets), convertible securities, preferred stocks, and real estate investment trusts (“REITs”). The fund also may invest in corporate bonds and government securities, including securities issued by U.S. Government-sponsored enterprises, which are not backed by the full faith and credit of the U.S. Government and are not guaranteed or insured by the U.S. Government. The securities in which the fund may invest may be rated below investment grade by Moody’s Investors Service, Inc., S&P Global Ratings or Fitch Ratings Ltd. or, if unrated, deemed to be of comparable quality.

The fund may purchase debt securities of any maturity. The fund will sell securities when they no longer meet the portfolio managers’ investment criteria.

Carillon Eagle Mid Cap Growth Fund | The portfolio managers use a “bottom-up” method of analysis based on fundamental research to determine which common stocks to purchase for the fund. A bottom-up method of analysis de-emphasizes the significance of economic and market cycles. The primary focus is the analysis of individual companies rather than the industry in which that company operates or the economy as a whole. The portfolio managers attempt to purchase stocks that have the potential for above-average earnings or sales growth, reasonable valuations and acceptable debt levels. Such stocks can typically have high price-to-earnings ratios. The portfolio managers generally do not emphasize investment in any particular investment sector or industry. The fund will generally sell when the stock has met the portfolio managers’ target price, the investment is no longer valid, a better investment opportunity has arisen or if the investment reaches a value more than 5% of the fund’s net assets. The fund is not required to sell equity securities whose market values appreciate or depreciate outside the fund’s market capitalization range.

Carillon Eagle Small Cap Growth Fund | When making their investment decisions, the portfolio managers generally focus on investing in the dividend paying equity securities of companies that the portfolio managers believe have accelerating earnings growth rates, reasonable valuations (typically with a price-to-earnings ratio of no more than the earnings growth rate), strong management that participates in the ownership of the company, reasonable debt levels and/or a high or expanding return on equity. The portfolio managers utilize a “bottom-up” approach to identifying the companies in which the fund invests and perform proprietary investment research. A bottom-up method of analysis de-emphasizes the significance of economic and market cycles. The primary focus is on the individual companies rather than the industry in which that company operates or the economy as a whole. The fund will sell securities when they no longer meet the portfolio managers’ investment criteria. The fund is not required to sell equity securities whose market values appreciate or depreciate outside the fund’s market capitalization range.

Carillon Scout Mid Cap Fund | The fund invests primarily in a diversified portfolio of equity securities.

Under normal circumstances, at least 80% of the fund's net assets will be invested in mid cap equity securities. The fund is not required to sell equity securities whose market values appreciate or depreciate outside the fund's market capitalization range.

The equity securities in which the fund invests include common stocks, depositary receipts, preferred stocks, convertible securities, warrants and other rights and REITs. Common stock represents an ownership interest in a company and its value is based on the success of the company's business, any income paid to shareholders, the value of the company's assets, general market conditions and investor demand. Depositary receipts are typically issued by banks or trust companies representing ownership interests of securities issued by foreign companies. Preferred stockholders typically receive greater dividends but may receive less appreciation than common stockholders and may have different voting rights as well. Convertible securities entitle the holder to receive interest paid or accrued on debt or the dividend paid on preferred stock until the convertible securities mature or are redeemed, converted or exchanged. Warrants and similar rights are privileges issued by corporations enabling the owners to subscribe to and purchase a specified number of shares of the corporation at a specified price during a specified period of time. REITs are companies that invest primarily in income producing real estate or real estate related loans or interests. The fund may engage in frequent and active trading.

The fund will invest primarily in securities of U.S. companies, but may invest up to 20% of its net assets in foreign companies, including those located in developing countries or emerging markets. The fund's investments in foreign companies may include depositary receipts (such as American Depositary Receipts ("ADRs")) and Global Depositary Receipts ("GDRs")).

The fund intends to hold some cash, short-term debt obligations, government securities or other high-quality investments for reserves to cover redemptions and unanticipated expenses. There may be times, however, when the fund attempts to respond to adverse market, economic, political or other conditions by investing a higher percentage of its assets in cash or in those types of money market investments for temporary defensive purposes. During those times, the fund may not be able to pursue its investment objective or follow its principal investment strategies and, instead, will focus on preserving your investment.

The portfolio management team normally invests the fund's assets in a diversified portfolio of equity securities. The portfolio management team seeks to invest in the securities of companies that are expected to benefit from macroeconomic or company-specific factors, and that are attractively priced relative to their fundamentals. In making investment decisions, the portfolio management team may consider fundamental factors such as cash flow, financial strength, profitability, statistical valuation measures, potential or actual catalysts that could move the share price, accounting practices, management quality, risk factors such as litigation, the estimated fair value of the company, general economic and industry conditions, and additional information as appropriate.

Carillon Chartwell Small Cap Fund | Under normal circumstances, the fund will invest at least 80% of its net assets (including amounts borrowed for investment purposes) in common stocks of small capitalization U.S. companies. The fund will not change this investment policy unless it gives shareholders at least 60 days' advance written notice. The fund's subadviser considers small capitalization companies to be those that, at the time of initial purchase, have a market capitalization generally within the range of the Russell 2000 Growth Index during the most recent 12-month period (which was approximately \$7.98 million and \$59.1 billion as of December 31, 2024). The Russell 2000 Growth Index is reconstituted annually. Because the fund's subadviser defines small capitalization companies by reference to an index, the range of market capitalization of companies in which the fund invests may vary with market conditions. The fund may continue to hold securities of companies whose market capitalization was within the range of the Russell 2000 Growth Index at the time of purchase but whose current market capitalization may be outside of that range.

The fund typically invests in common stocks, including U.S. dollar-denominated securities of issuers based outside of the U.S. ("foreign issuers"). The fund may invest up to 20% of its assets in foreign issuers. The fund may have significant exposure to the Health Care, Industrials and Information Technology sectors. However, as the sector composition of the fund's portfolio changes over time, the fund's exposure to these sectors may be lower at a future date and the fund's exposure to other market sectors may be higher.

The subadviser also may purchase ETFs designed to track U.S. small-cap indices to manage the fund's cash holdings and gain exposure to the types of securities in which the fund primarily invests. ETFs are investment companies that invest in portfolios of securities, often designed to track particular market segments or indices, the shares of which are bought and sold on a securities exchange.

The fund's subadviser uses a "growth" style of management and seeks to identify companies with above average potential for earnings growth. The portfolio managers initiate investment ideas opportunistically, when securities are attractively valued, yet focus holdings in companies best positioned for rapid growth. The subadviser's investment process integrates the efforts of quantitative analysis, fundamental analysis and portfolio management.

When the subadviser believes that current market, economic, political or other conditions are unsuitable and would impair the pursuit of the fund's investment objective, the fund may invest some or all of its assets in cash or cash equivalents, including but not limited to, obligations of the U.S. government, money market fund shares, commercial paper, repurchase agreements, certificates of deposit and/or bankers acceptances, as well as other interest bearing or discount obligations. When the fund takes a temporary defensive position, it may not achieve its investment objective.

Under normal market conditions, the subadviser expects that: (1) an investment in any single issuer (at the time of purchase) will comprise less than 5% of the total value of the assets in the portfolio; and (2) an investment in any one sector (at the time of purchase) will not exceed the greater of: (i) 150% of the sector weight of the Russell 2000® Growth Index, or (ii) 25% of the total value of the assets in the portfolio.

Carillon Chartwell Real Income Fund | The fund seeks to achieve its investment objectives by investing in income producing securities. Under normal circumstances, the fund intends to invest at least 60% of its net assets in Treasury Inflation Protected Securities ("TIPS"). TIPS are publicly issued, dollar denominated U.S. Government securities issued by U.S. Treasury that have principal and interest payments linked to official inflation (as measured by the Consumer Price Index, or CPI). Their payments are supported by the full faith and credit of the United States. In selecting TIPS and other inflation-indexed debt securities, including those issued by the U.S. and non- U.S. government, their agencies or instrumentalities, the subadviser implements a relative value strategy based on the subadviser's outlook for inflation and inflation-adjusted interest rates (real interest rates). The fund may invest in TIPS and other inflation-indexed debt securities and fixed income securities of any maturity. However, the fund's average effective duration is expected to range from three to seven years. Duration is a measure of a debt security's sensitivity to changes in interest rates. For example, the price of a security with a seven-year duration would be expected to decline by approximately 7% in response to a 1% increase in interest rates.

In addition to inflation-indexed debt securities, the fund may invest in other types of U.S. Treasury bills, bonds and notes, debt securities issued by U.S. Government agencies, corporate bonds, preferred stocks, mortgage-backed securities, asset-backed securities, master limited partnerships ("MLPs"), below investment grade securities, common stocks of mid- and large-capitalization companies and natural resources and precious metals companies, including dividend-paying securities, and securities issued by real estate investment trusts ("REITs") and exchange-traded funds ("ETFs"). The fund's investments may include ETFs that invest in natural resources and precious metals companies and gold and silver directly, which the subadviser believes over the long term tend to be less correlated to the equity and fixed income markets and may help to reduce the fund's overall volatility. Certain of the fund's investments in corporate bonds and preferred stocks may be convertible into common stocks. The subadviser also may purchase bonds and preferred stocks in private transactions that qualify under Rule 144A of the Securities Act of 1933 (the "1933 Act"). Additionally, the subadviser may purchase securities that are not registered under the 1933 Act including Section 4(a)(2) securities and Rule 144A securities, which are subject to restrictions on resale, and securities issued in non-U.S. markets subject to similar regulations. The subadviser may invest in fixed income securities with call features.

The subadviser selects corporate bonds and securitized products primarily on the basis of relative value and current yield and secondarily on the basis of anticipated long term return. The subadviser seeks to invest in the debt securities of companies that it believes will experience stable or improving credit profiles, and selects debt securities for the fund's portfolio by analyzing a security's historical and relative yield spreads, as well as its credit quality, structure, maturity and liquidity. When selecting corporate bonds and securitized products, such as mortgage-backed securities and asset-backed securities, the subadviser also will consider the rating the bond has received from Standard & Poor's Ratings Services, a division of McGraw Hill Companies, Inc. ("S&P"), Moody's Investors Service, Inc. ("Moody's"), Fitch Ratings Ltd. ("Fitch") or Morningstar DRBS ("Morningstar"). The subadviser may invest in fixed income securities of any credit rating including below investment grade securities. Investment grade securities are those rated in the Baa3 or higher categories by Moody's, or in the BBB- or higher categories by S&P Fitch or Morningstar or, if unrated by S&P, Moody's, Fitch or Morningstar, determined by the subadviser to be of comparable credit quality. Below-investment grade securities, commonly referred to as "junk bonds" or "high yield securities," are securities rated below investment grade by at least one of Moody's, S&P, Fitch or Morningstar (or, if unrated, determined by the subadviser to be of comparable credit quality).

The subadviser's investment approach seeks to identify companies with favorable valuations, margin improvement, product innovations and visionary management teams. The fund may invest up to 15% of its net assets in common stocks and in preferred stocks. Preferred stocks are generally selected based on one of two criteria: (1) preferred stocks that the subadviser believes are offering an above average yield, in comparison to other preferred stocks of the same quality; and (2) preferred stocks that the subadviser believes offer the potential for capital appreciation due to the business prospects of the issuers.

Carillon Chartwell Short Duration High Yield Fund | Under normal circumstances, the fund invests at least 80% of its net assets (plus any borrowings for investment purposes) in high yield debt securities. The fund will not change this investment policy unless it gives shareholders at least 60 days' advance written notice.

High yield debt securities, also referred to as "junk" bonds, are securities rated below the Baa3 category by Moody's Investors Service, Inc. ("Moody's"), or below BBB- by Standard & Poor's Ratings Services, a division of McGraw Hill Companies, Inc. ("S&P") or Fitch Ratings Ltd. ("Fitch") at the time of purchase or, if unrated, are determined to be of comparable credit quality by the fund's subadviser. Under normal market conditions, the fund's subadviser expects to primarily invest in debt securities rated BB, the higher quality tier of the overall high yield market, which the fund's subadviser believes may offer an opportunity for more attractive yield premiums, with a lower probability of credit erosion relative to the high yield bond market as a whole. The subadviser considers a security to be rated BB if, at the time of purchase, it was assigned a rating of Ba1, Ba2, or Ba3 by Moody's Investor Services, Inc., or BB+, BB, or BB- by Standard & Poor's or Fitch, Inc., or, if unrated, it was determined to be of comparable credit quality by the fund's subadviser. The fund's sub-adviser seeks to identify securities of companies with stable cash flows and proven and established business models in an effort to manage the amount of credit, interest rate, liquidity and other risks, presented by the fund's investments in high yield securities.

The types of debt securities in which the fund primarily invests include, but will not be limited to, U.S. dollar denominated high yield corporate bonds and notes. The fund may invest up to 20% of its assets in U.S. dollar denominated securities of issuers based outside of the U.S.

While the fund may invest in securities of any maturity, the fund will normally target an average portfolio effective duration, as estimated by the fund's sub-adviser, of less than three years. Duration is a measure of the underlying portfolio's price sensitivity to changes in prevailing interest rates. The longer a security's duration, the more sensitive its price will be to changes in interest rates. For example, the approximate percentage decrease in the price of a security with a three-year duration would be 3% in response to a 1% increase in interest rates.

The subadviser's investment process seeks to integrate quantitative analysis, fundamental analysis and portfolio management.

Quantitative analysis: This process includes screening of issuers by quality, maturity and financial criteria. Financial criteria include: earnings before interest, taxes, depreciation, and amortization ("EBITDA"), coverage of interest expense and capital expenditures ("CAPEX"), total leverage, projected liquidity, and asset coverage of total debt, among other measures.

Fundamental analysis: This research process focuses on evaluating three types of fundamental risks with respect to each issuer: Business Risk (e.g., relative market share, cost structure, management strength and reputation, operating history), Financial Risk (e.g., cash flow stability, capital intensity, or the magnitude of maintenance capital expenditures relative to cash flow, credit ratios such as EBITDA/Interest, Debt/EBITDA, and Free Cash Flow/Debt, among others) and Covenant Risk (e.g., form and sufficiency of security if secured, limits on debt, limits on restricted payments such as distributions to shareholders or affiliates, and change of control protection via a contractual put in the event of a change of ownership, among others).

Portfolio management: The subadviser constructs the fund's final portfolio using a bottom-up approach to determine whether the bonds analyzed offer relative value in the context of its industry peers and the overall high yield bond market. The subadviser weighs a number of economic considerations (e.g., GDP growth, unemployment rate, housing starts, vehicle sales, among others) to estimate a position within the economic business cycle, as well as interest rate analysis when determining portfolio holdings.

When the subadviser believes that current market, economic, political or other conditions are unsuitable and would impair the pursuit of the fund's investment objective, the fund may invest some or all of its assets in cash or cash equivalents, including but not limited to, obligations of the U.S. Government, money market fund shares, commercial paper, repurchase agreements, certificates of deposit and/or bankers acceptances, as well as other interest bearing or discount obligations. The subadviser also may purchase exchange-traded funds ("ETFs") designed to track fixed income securities indices to manage the fund's cash holdings. ETFs are investment companies that invest in portfolios of securities, often designed to track particular market segments or indices, the shares of which are bought and sold on a securities exchange. The ETFs in which the fund invests may invest substantially all of their assets in high yield debt securities. Such ETFs are taken into account when determining how much of the fund's net assets have been invested in high yield securities. When the fund takes a temporary defensive position, it may not achieve its investment objective.

The subadviser may sell all or a portion of a position of the fund's portfolio holding when, in its opinion, one or more of the following occurs, among other reasons: (1) deteriorating credit quality; (2) erosion of a company's fundamentals; (3) 10% relative underperformance from purchase date; (4) a more attractive alternative investment opportunity is identified; or (5) the fund requires cash to meet redemption requests.

Carillon Reams Core Bond Fund | The fund invests primarily in a diversified portfolio of fixed income securities of varying maturities. Under normal market conditions, the fund will invest at least 80% of its net assets, determined at the time of purchase, in bonds.

The fixed income instruments in which the fund may invest can be of varying maturities and include bonds, debt securities and other similar instruments issued by various U.S. and non-U.S. public-or private-sector entities. The fund may also invest in the following types of bonds: short-term fixed income securities; fixed-income securities with call features; U.S. Government securities; corporate debt securities, including convertible securities and corporate commercial paper; mortgage-backed and other asset-backed securities (including to-be-announced securities); collateralized loan obligations; bank certificates of deposit, fixed time deposits and bankers' acceptances; repurchase agreements; obligations of foreign governments or their subdivisions, agencies and instrumentalities; and obligations of international agencies or supranational entities.

The fund invests primarily in investment grade securities. If an investment held by the fund is downgraded below investment grade, the fund may either sell or continue to hold the security. The fund may purchase or sell securities on a when-issued, delayed delivery or forward commitment basis. All securities will be U.S. dollar denominated although they may be securities of foreign issuers. The fund may invest in credit default swap agreements, futures contracts (including interest rate, bond, U.S. Treasury and fixed income index futures contracts) and forward contracts subject to applicable law and any other restrictions described in the fund's Prospectus or SAI. The fund's investments in credit default swap agreements may include both single-name credit default swap agreements and credit default swap index products, such as CDX index products.

These derivatives may be used by the fund to enhance fund returns, increase liquidity, manage the duration of the fund's portfolio and/or gain exposure to certain instruments or markets (i.e., the corporate bond market) in a more efficient or less expensive way. The credit default swap agreements that the fund invests in may provide exposure to an index of securities representative of the entire investment grade and high yield fixed income markets, which can include underlying issuers rated as low as CCC by S&P®. The use of these derivative transactions may also allow the fund to obtain net long or short

exposures to select interest rates, countries, durations or credit risks. Derivative instruments that provide exposure to bonds may be used to satisfy the 80% investment policy of the fund. For the purposes of the fund's 80% investment policy, the fund's derivatives investments, other than credit default swaps where the fund is a protection seller, are valued at market value. Credit default swaps where the fund is a protection seller are valued at notional value.

The portfolio management team attempts to maximize total return over a long-term horizon through opportunistic investing in a broad array of eligible securities. The investment process for the fund combines top-down interest rate management with bottom-up fixed income security selection, focusing on undervalued issues in the fixed income market. The portfolio management team first establishes the portfolio's duration, or interest rate sensitivity. The portfolio management team determines whether the fixed income market is under- or over-priced by comparing current real interest rates (the nominal rates on U.S. Treasury securities less the portfolio management team's estimate of inflation) to historical real interest rates. If the current real interest rate is higher than historical norms, the market is considered undervalued and the portfolio management team will manage the portfolio with a duration greater than the Bloomberg U.S. Aggregate Bond Index. In general, securities with longer maturities are more sensitive to interest rate changes. If the current real interest rate is less than historical norms, the market is considered overvalued and the portfolio management team will run a defensive portfolio by managing the portfolio with a duration less than the Bloomberg U.S. Aggregate Bond Index. The portfolio management team then considers sector exposures. Sector exposure decisions are made on both a top-down and bottom-up basis. A bottom-up issue selection process is the major determinant of sector exposure, as the availability of attractive securities in each sector determines their underweighting or overweighting in the fund subject to sector exposure constraints. However, for the more generic holdings in the fund, such as agency notes and pass-through mortgage backed securities, top-down considerations will drive the sector allocation process on the basis of overall measurements of sector value such as yield spreads or price levels. Once the portfolio management team has determined an overall market strategy, the portfolio management team selects the most attractive fixed income securities for the fund, as described below.

The portfolio managers for the fund screen hundreds of securities to determine how each will perform in various interest rate environments. The portfolio managers construct these scenarios by considering the outlook for interest rates, fundamental credit analysis and option-adjusted spread analysis. The portfolio managers compare these investment opportunities and assemble the fund's portfolio from the best available values. The portfolio management team constantly monitors the expected returns of the securities in the fund versus those available in the market and of other securities the portfolio management team is considering for purchase. The portfolio management team's strategy is to replace securities that it feels are approaching fair market value with those that, according to its analysis, are significantly undervalued. As a result of this strategy, the fund's portfolio turnover rate will vary from year to year depending on market conditions.

The portfolio duration will normally be less than eight years based on market conditions. Duration is a measure of a fixed income security's average life that reflects the present value of the security's cash flow, and accordingly is a measure of price sensitivity to interest rate changes. For example, if interest rates decline by 1%, the market value of a portfolio with a duration of eight years would rise by approximately 8%. Conversely, if interest rates increase by 1%, the market value of the portfolio would decline by approximately 8%. The longer the duration, the more susceptible the portfolio will be to changes in interest rates. For purposes of calculating the fund's portfolio duration, the fund includes the effect of the derivative instruments held by the fund.

Carillon Reams Core Plus Bond Fund | The fund invests primarily in a diversified portfolio of fixed income securities of varying maturities. Under normal market conditions, the fund will invest at least 80% of its net assets, determined at the time of purchase, in bonds.

The fixed income instruments in which the fund may invest can be of varying maturities and include bonds, debt securities and other similar instruments issued by various U.S. and non-U.S. public- or private-sector entities. The fund may also invest in the following types of bonds: short-term fixed income securities; fixed-income securities with call features; U.S. Government securities; corporate debt securities, including convertible securities and corporate commercial paper; mortgage-backed and other asset-backed securities (including to-be-announced securities); collateralized loan obligations; bank certificates of deposit, fixed time deposits and bankers' acceptances; repurchase agreements; obligations of foreign governments or their subdivisions, agencies and instrumentalities; and obligations of international agencies or supranational entities.

The fund may invest in both investment grade securities and non-investment grade securities, also known as high yield securities or "junk" bonds. The investment strategy of the fund is referred to as "Core Plus" because the portfolio management team has the ability to add high yield securities to a core portfolio of investment grade securities. The fund invests primarily in investment grade securities, but may also invest up to 25% of its assets in non-investment grade securities. However, if an investment held by the fund that is downgraded below investment grade causes the fund to exceed this limit, the fund may sell or continue to hold the security.

The fund may purchase or sell securities on a when-issued, delayed delivery or forward commitment basis. Securities will generally be U.S. dollar denominated although they may be securities of foreign issuers. The fund may also invest in securities denominated in foreign currencies. The fund's investments in the securities of foreign issuers may include investments in developing countries or emerging markets.

The fund may invest in derivative instruments, such as options (including options on futures contracts), futures contracts (including interest rate, bond, U.S. Treasury and fixed income index futures contracts), currency and other forwards, including non-deliverable forwards ("NDFs"), and swap agreements (including credit default swaps) subject to applicable law and any other restrictions described in the fund's Prospectus or SAI. The fund's investments in credit default swap agreements may include both single-name credit default swap agreements and credit default swap index products, such as CDX index products.

These derivatives may be used by the fund to enhance fund returns, increase liquidity, manage the duration of the fund's portfolio and/or gain exposure to certain instruments or markets (i.e., the corporate bond market) in a more efficient or less expensive way. The credit default swap agreements that the fund invests in may provide exposure to an index of securities representative of the entire investment grade and high yield fixed income markets, which can include underlying issuers rated as low as CCC by S&P®. The use of these derivative transactions may also allow the fund to obtain net long or short exposures to select currencies, interest rates, countries, durations or credit risks. Derivative instruments that provide exposure to bonds may be used to satisfy the 80% investment policy of the fund. For the purposes of the fund's 80% investment policy, the fund's derivatives investments, other than credit default swaps where the fund is a protection seller, are valued at market value. Credit default swaps where the fund is a protection seller are valued at notional value.

The portfolio management team attempts to maximize total return over a long-term horizon through opportunistic investing in a broad array of eligible securities. The investment process for the fund combines top-down interest rate management with bottom-up fixed income security selection, focusing on undervalued issues in the fixed income market. The portfolio management team first establishes the portfolio's duration, or interest rate sensitivity. The portfolio management team determines whether the fixed income market is under- or over-priced by comparing current real interest rates (the nominal rates on U.S. Treasury securities less the portfolio management team's estimate of inflation) to historical real interest rates. If the current real interest rate is higher than historical norms, the market is considered undervalued and the portfolio management team will manage the portfolio with a duration greater than the Bloomberg U.S. Aggregate Bond Index. In general, securities with longer maturities are more sensitive to interest rate changes. If the current real interest rate is less than historical norms, the market is considered overvalued and the portfolio management team will run a defensive portfolio by managing the portfolio with a duration less than the Bloomberg U.S. Aggregate Bond Index. The portfolio management team then considers sector exposures. Sector exposure decisions are made on both a top-down and bottom-up basis. A bottom-up issue selection process is the major determinant of sector exposure, as the availability of attractive securities in each sector determines their underweighting or overweighting in the fund subject to sector exposure constraints. However, for the more generic holdings in the fund, such as agency notes and pass-through mortgage backed securities, top-down considerations will drive the sector allocation process on the basis of overall measurements of sector value such as yield spreads or price levels. Once the portfolio management team has determined an overall market strategy, the portfolio management team selects the most attractive fixed income securities for the fund, as described below.

The portfolio managers for the fund screen hundreds of securities to determine how each will perform in various interest rate environments. The portfolio managers construct these scenarios by considering the outlook for interest rates, fundamental credit analysis and option-adjusted spread analysis. The portfolio managers compare these investment opportunities and assemble the fund's portfolio from the best available values. The portfolio management team constantly monitors the expected returns of the securities in the fund versus those available in the market and of other securities the portfolio management team is considering for purchase. The portfolio management team's strategy is to replace securities that it feels are approaching fair market value with those that, according to its analysis, are significantly undervalued. As a result of this strategy, the fund's portfolio turnover rate will vary from year to year depending on market conditions.

The portfolio duration will normally be less than eight years, based on market conditions. Duration is a measure of a fixed income security's average life that reflects the present value of the security's cash flow, and accordingly is a measure of price sensitivity to interest rate changes. For example, if interest rates decline by 1%, the market value of a portfolio with a duration of eight years would rise by approximately 8%. Conversely, if interest rates increase by 1%, the market value of the portfolio would decline by approximately 8%. The longer the duration, the more susceptible the portfolio will be to changes in interest rates. For purposes of calculating the fund's portfolio duration, the fund includes the effect of the derivative instruments held by the fund.

Carillon Reams Unconstrained Bond Fund | The fund invests primarily in a diversified portfolio of fixed income securities of varying maturities. Under normal market conditions, the fund will invest at least 80% of its net assets, determined at the time of purchase, in fixed income instruments.

The fixed income instruments in which the fund may invest can be of varying maturities and include bonds, debt securities and other similar instruments issued by various U.S. and non-U.S. public- or private-sector entities. The fund may also invest in the following types of bonds: short-term fixed income securities; fixed-income securities with call features; U.S. Government securities; corporate debt securities, including convertible securities and corporate commercial paper; mortgage-backed and other asset-backed securities (including to-be-announced securities); collateralized loan obligations; bank certificates of deposit, fixed time deposits and bankers' acceptances; repurchase agreements; obligations of foreign governments or their subdivisions, agencies and instrumentalities; and obligations of international agencies or supranational entities.

The fund may invest in both investment grade securities and non-investment grade securities, also known as high yield securities or "junk" bonds. The fund may invest without limitation in non-investment grade securities.

The fund may purchase or sell securities on a when-issued, delayed delivery or forward commitment basis. The fund may also engage in short sales. The fund may invest without limitation in securities denominated in foreign currencies and in U.S. dollar denominated securities of foreign issuers. The fund may invest a substantial portion of its assets (more than 25%) in securities and instruments that are economically tied to one or more foreign countries if economic and business conditions warrant such investment. The fund will invest no more than 50% of its net assets in investments in developing countries or emerging markets.

The fund may invest in derivative instruments, such as options, (including options on futures contracts) futures contracts (including interest rate, bond, U.S. Treasury and fixed income index futures contracts), currency and other forwards, including non-deliverable forwards ("NDFs"), and swap agreements (including credit default swaps) subject to applicable law and any other restrictions described in the fund's Prospectus or SAI. The fund's investments in credit default swap agreements may include both single-name credit default swap agreements and credit default swap index products, such as CDX index products.

These derivatives may be used by the fund to enhance fund returns, increase liquidity, manage the duration of the fund's portfolio and/or gain exposure to certain instruments or markets (i.e., the corporate bond market) in a more efficient or less expensive way. The credit default swap agreements that the fund invests in may provide exposure to an index of securities representative of the entire investment grade and high yield fixed income markets, which can include underlying issuers rated as low as CCC by S&P®. The use of these derivative transactions may also allow the fund to obtain net long or short exposures to select currencies, interest rates, countries, durations or credit risks. Derivative instruments that provide exposure to fixed income instruments may be used to satisfy the 80% investment policy of the fund. For the purposes of the fund's 80% investment policy, the fund's derivatives investments, other than credit default swaps where the fund is a protection seller, are valued at market value. Credit default swaps where the fund is a protection seller are valued at notional value.

The portfolio management team attempts to maximize total return by pursuing relative value opportunities throughout all sectors of the fixed income market. The portfolio managers for the fund screen hundreds of securities to determine how each will perform in various interest rate environments. The portfolio managers construct these scenarios by considering the outlook for interest rates, fundamental credit analysis and option-adjusted spread analysis. The portfolio managers compare these investment opportunities and assemble the fund's portfolio from the best available values. The portfolio management team constantly monitors the expected returns of the securities in the fund versus those available in the market and of other securities the portfolio management team is considering for purchase. The portfolio management team's strategy is to replace securities that it feels are approaching fair market value with those that, according to its analysis, are significantly undervalued. As a result of this strategy, the fund's portfolio turnover rate will vary from year to year depending on market conditions.

The portfolio duration of the fund will normally not exceed eight years but may be greater based on market conditions. The fund may also have a negative duration. Duration is a measure of a fixed income security's average life that reflects the present value of the security's cash flow, and accordingly is a measure of price sensitivity to interest rate changes. For example, if interest rates decline by 1%, the market value of a portfolio with a duration of eight years would rise by approximately 8%. Conversely, if interest rates increase by 1%, the market value of the portfolio would decline by approximately 8%. The longer the duration, the more susceptible the portfolio will be to changes in interest rates. A portfolio with negative duration generally incurs a loss when interest rates and yields fall. For purposes of calculating the fund's portfolio duration, the fund includes the effect of the derivative instruments held by the fund. In certain market conditions, the fund may pursue its investment objective by investing a significant portion of its assets in cash or short-term debt obligations.

Additional Information About Principal Risk Factors

The greatest risk of investing in a mutual fund is that its returns will fluctuate and you could lose money. Turbulence in financial markets and reduced liquidity in equity, credit and fixed income markets may negatively affect many issuers worldwide, which could have an adverse effect on the funds. Additionally, while the portfolio managers seek to take advantage of investment opportunities that will maximize a fund's investment returns, there is no guarantee that such opportunities will ultimately benefit the fund. There is no assurance that the portfolio managers' investment strategy will enable a fund to achieve its investment objective. An investment in a fund is not a deposit with a bank and is not insured or guaranteed by the Federal Deposit Insurance Corporation or any other government agency. The following table identifies the risk factors of each fund in light of its principal investment strategies. These risk factors are explained following the table.

The principal risks of investing in each fund listed below are presented in alphabetical order and not in order of importance or potential exposure. Among other matters, this presentation is intended to facilitate your ability to find particular risks and compare them with the risks of other funds. Each risk summarized below is considered a “principal risk” of investing in a fund, regardless of the order in which it appears.

Carillon Mutual Funds

PROSPECTUS | 5.1.2025

Risk	Carillon Chartwell Mid Cap Value Fund	Carillon Chartwell Small Cap Growth Fund	Carillon Chartwell Small Cap Value Fund	Carillon ClariVest Capital Appreciation Fund	Carillon ClariVest International Stock Fund
Currencies					X
Emerging markets					X
Equity securities	X	X	X	X	X
Foreign securities	X	X	X		X
Growth stocks		X		X	X
Large-cap companies				X	X
Liquidity					X
Management and strategy	X	X	X		X
Market	X	X	X	X	X
Market timing					X
Micro-cap companies				X	X
Mid-cap companies	X			X	X
Other investment companies, including money market funds and ETFs	X	X	X		X
Quantitative strategy				X	X
Sectors		X	X	X	
Securities lending	X	X	X	X	X
Small-cap companies		X	X	X	X
U.S. government securities and government sponsored enterprises		X			
U.S. Treasury obligations		X			
Value stocks	X		X	X	

Risk	Carillon Eagle Growth & Income Fund	Carillon Eagle Mid Cap Growth Fund	Carillon Eagle Small Cap Growth Fund	Carillon Scout Mid Cap Fund	Carillon Chartwell Small Cap Fund
Currencies				X	
Emerging markets				X	
Equity securities	X	X	X	X	X
Focused holdings	X				
Foreign securities	X			X	X
Growth stocks	X	X	X	X	X
Initial public offerings			X		
Interest rate	X				
Large-cap companies	X				
Management and strategy					X
Market	X	X	X	X	X
Market timing				X	
Mid-cap companies	X	X	X	X	
Other investment companies, including money market funds and ETFs				X	X
Portfolio turnover				X	
Sectors	X	X	X		X
Securities lending	X	X	X	X	X
Small-cap companies		X	X	X	X
U.S. government securities and government sponsored enterprises				X	X
U.S. Treasury obligations				X	X
Value stocks	X			X	

Carillon Mutual Funds

PROSPECTUS | 5.1.2025

Risk	Carillon Chartwell Real Income Fund	Carillon Chartwell Short Duration High Yield Fund	Carillon Reams Core Bond Fund	Carillon Reams Core Plus Bond Fund	Carillon Reams Unconstrained Bond Fund
Callable securities	X		X	X	X
Collateralized loan obligations			X	X	X
Counterparties			X	X	X
Credit	X	X	X	X	X
Credit Ratings	X	X	X	X	X
Currencies				X	X
Cybersecurity and technology	X	X			
Derivatives			X	X	X
Emerging markets					X
Equity securities	X				
Foreign securities	X	X	X	X	X
Geographic concentration					X
Hedging			X	X	X
High-yield securities	X	X		X	X
Income	X	X	X	X	X
Inflation	X	X			
Inflation-indexed debt securities	X				
Interest rate	X	X	X	X	X
Issuer	X	X	X	X	X
Large-cap companies	X				
Large shareholder	X	X			
Leverage			X	X	X
Liquidity	X	X	X	X	X
Management and strategy	X	X			
Market	X	X	X	X	X
Market timing					X
Master limited partnerships	X				
Maturity	X	X	X	X	X
Mid-cap companies	X				
Mortgage- and asset-backed securities	X		X	X	X
Natural resources and precious metals	X				
Other investment companies, including money market funds and ETFs	X	X			
Portfolio turnover			X	X	X
Prepayment and extension	X		X	X	X
Redemption	X	X	X	X	X
Restricted securities	X				
Securities lending	X	X	X	X	X
Short sales					X
Sovereign and Quasi-Sovereign Debt			X	X	X
U.S. Government securities and government sponsored enterprises	X		X	X	X
U.S. Treasury obligations	X		X	X	X
Valuation	X	X	X	X	X
Value stocks	X				

Callable securities | A fund may invest in fixed-income securities with call features. A call feature allows the issuer of the security to redeem or call the security prior to its stated maturity date. In periods of falling interest rates, issuers may be more likely to call in securities that are paying higher coupon rates than prevailing interest rates. In the event of a call, a fund would lose the income that would have been earned to maturity on that security, the proceeds received by a fund may be invested in securities paying lower coupon rates or other less favorable characteristics, and a fund may not benefit from any increase in value that might otherwise result from declining interest rates. Thus, a fund's income could be reduced as a result of a call and this may reduce the amount of a fund's distributions. In addition, the market value of a callable security may decrease if it is perceived by the market as likely to be called, which could have a negative impact on a fund's total return.

Collateralized loan obligations | The risks of an investment in a collateralized loan obligation ("CLO") depend largely on the type of the collateral securities and the class of the CLOs in which a fund invests. A fund's investments in CLOs and other similarly structured investments may expose a fund to heightened credit risk, interest rate risk, liquidity risk, market risk, and prepayment and extension risk. In addition to these risks, CLOs may carry additional risks including, but not limited to: (i) the possibility that distributions from collateral securities will not be adequate for the CLO to make interest or other payments; (ii) the risk that the quality of the collateral may decline in value or default; (iii) the risk that a fund may invest in classes of CLOs that are subordinate to other classes; (iv) the risk that the complex structure of the security may not be fully understood at the time of investment and may produce disputes with the issuer or unexpected investment results; and (v) the possibility that CLO's manager may perform poorly. CLOs may charge management and other administrative fees, which are in addition to those of the fund. CLOs can be difficult to value and may be highly leveraged, which could make them highly volatile. The use of CLOs may result in losses to the fund.

CLOs normally are privately offered and sold, and thus, are not registered under the securities laws. As a result, investments in CLOs may be characterized as illiquid securities and may have limited independent pricing transparency. A fund's interest in CLO securities may be less liquid than the underlying loans held by the CLO itself; thus, it may be more difficult for the fund to dispose of CLO securities than it would be for a fund to dispose of loans if it held such loans directly. However, an active dealer market may exist for CLOs, allowing them to qualify for the Rule 144A "safe harbor" from the registration requirements of the Securities Act for transactions in such securities with qualified institutional buyers.

The cash flows from a CLO are split into two or more portions, called tranches, each with a different yield and risk/return profile. The riskiest portion is the "equity" tranche which bears the bulk of defaults from the bonds or loans in the trust and serves to protect the other, more senior tranches from default in all but the most severe circumstances. Since they are partially protected from defaults, senior tranches from a CLO typically have higher ratings and lower yields than their underlying securities, and can be rated investment grade. Despite the protection from the equity tranche, CLO tranches can experience substantial losses due to actual defaults, increased sensitivity to defaults due to collateral default and disappearance of protecting tranches, market anticipation of defaults, as well as aversion to CLO securities as a class.

Counterparties | A fund is subject to the risk that a party or participant to a transaction, such as a broker or derivative counterparty, will be unwilling or unable to satisfy its obligation to make timely principal, interest or settlement payments or to otherwise honor its obligations to a fund. As a result, a fund may not recover its investment or may only obtain a limited recovery, and any recovery may be delayed. Not all derivative transactions require a counterparty to post collateral, which may expose a fund to greater losses in the event of a default by a counterparty. The participants in over-the-counter or "interdealer" markets are typically not subject to credit evaluation and regulatory oversight to the same extent as are members of "exchange-based" markets. This exposes a fund to the risk that a counterparty will not settle a transaction in accordance with its terms and conditions because of a credit or liquidity problem with the counterparty. Recent turbulence in the financial markets could exacerbate counterparty risk resulting from over-the-counter derivative transactions. A fund may also be subject to the risk that a futures commission merchant would default on an obligation set forth in an agreement between a fund and the futures commission merchant. This risk exists at and from the time that a fund enters into derivatives transactions that are centrally cleared. In such cases, a clearing organization becomes a fund's counterparty and the principal counterparty risk is that the clearing organization itself will default. In addition, the futures commission merchant may hold margin posted in connection with those contracts and that margin may be re-hypothecated (or repledged) by the futures commission merchant, and lost, or its return delayed, due to a default by the futures commission merchant or other customer of the futures commission merchant. The futures commission merchant may itself file for bankruptcy, which would either delay the return of, or jeopardize altogether, the assets posted by the futures commission merchant as margin in response to margin calls relating to cleared positions. If a counterparty fails to meet its contractual obligations, goes bankrupt, or otherwise experiences a business interruption, a fund could miss investment opportunities or otherwise hold investments it would prefer to sell, resulting in losses for a fund.

Credit | A fund could lose money if the issuer or a counterparty, in the case of a derivatives contract, is unable or unwilling, or is perceived as unable or unwilling (whether by market participants, ratings agencies, pricing services or otherwise) to meet its financial obligations or goes bankrupt. Securities are subject to varying degrees of credit risk, which are often reflected in their credit ratings. Generally, the longer the maturity and the lower the credit quality of a security, the more sensitive it is to credit risk. The downgrade of the credit rating of a security held by a fund may decrease its value and may make it more difficult for the fund to sell it. Credit risk may change over the life of an instrument. Credit risk usually applies to most fixed income securities. U.S. Government securities, especially those that are not backed by the full faith and credit of the U.S. Treasury, such as securities supported only by the credit of the issuing governmental agency or government-sponsored enterprise, carry at least some risk of nonpayment, and the maximum potential liability of the

issuers of such securities may greatly exceed their current resources. There is no assurance that the U.S. Government would provide financial support to the issuing entity if not obligated to do so by law. Further, any government guarantees on U.S. Government securities that a fund owns extend only to the timely payment of interest and the repayment of principal on the securities themselves and do not extend to the market value of the securities themselves or to shares of the fund.

Credit ratings | Ratings by nationally recognized rating agencies generally represent the agencies' opinion of the credit quality of an issuer. However, these ratings are not absolute standards of quality and do not guarantee the creditworthiness of an issuer, and may prove to be inaccurate. Ratings do not necessarily address market risk and may not be revised quickly enough to reflect changes in an issuer's financial condition.

Currencies | A fund may have exposure to foreign currencies through its investments. Foreign currencies may fluctuate significantly over short periods of time for a number of reasons, including changes in interest rates, may be affected unpredictably by intervention, or the failure to intervene, of the U.S. or foreign governments, central banks, or supranational entities such as the International Monetary Fund, and may be affected by the imposition of currency controls or political developments in the U.S. or abroad. As a result, a fund's exposure to foreign currencies may reduce the returns of a fund. Foreign currencies may decline in value relative to the U.S. dollar and other currencies and thereby affect a fund's investments. In addition, changes in currency exchange rates could adversely impact investment gains or add to investment losses. Currency futures and forwards, if used, may not always work as intended, and in specific cases, a fund may be worse off than if it had not used such instrument(s). In the case of hedging positions, the U.S. dollar or other currency may decline in value relative to the foreign currency that is being hedged and thereby affect a fund's investments. There may not always be suitable hedging instruments available. Even where suitable hedging instruments are available, a fund may choose to not hedge its currency risks.

Cybersecurity and technology | The funds, their service providers, third-party fund distribution platforms and other market participants increasingly depend on complex information technology and communications systems, which are subject to a number of different threats and risks that could adversely affect the funds and their shareholders. These risks include, among others, theft, misuse, and improper release of confidential or highly sensitive information relating to the funds and their shareholders, as well as compromises or failures to systems, networks, devices and applications relating to the operations of the funds and their service providers, including those relating to the performance and effectiveness of security procedures used by a fund or its service providers to protect a fund's assets. Power outages, natural disasters, equipment malfunctions and processing errors that threaten these systems, as well as market events that occur at a pace that overloads these systems, may also disrupt business operations or impact critical data, or impact shareholders' ability to invest in or trade the funds. There may be an increased risk of cyber-attacks during periods of geopolitical or military conflict, and geopolitical tensions may increase the scale and sophistication of deliberate cybersecurity attacks, particularly those from nation-states or from entities with nation-state backing. Any problems relating to the performance and effectiveness of security procedures used by a fund or its service providers to protect a fund's assets, such as algorithms, codes, passwords, multiple signature systems, encryption and telephone call-backs, may have an adverse impact on an investment in a fund. Cybersecurity and other operational and technology issues may result in financial losses to the funds and their shareholders, impede business transactions, violate privacy and other laws, subject the funds to certain regulatory penalties and reputational damage, and increase compliance costs and expenses. Furthermore, as a fund's assets grow, it may become a more appealing target for cybersecurity threats such as hackers and malware. Although the funds have developed processes, risk management systems and business continuity plans designed to reduce these risks, the funds do not directly control the cybersecurity defenses, operational and technology plans and systems of their service providers, financial intermediaries and companies in which they invest or with which they do business. The funds and their shareholders could be negatively impacted as a result. Similar types of cybersecurity risks also are present for issuers of securities in which the funds invest, which could result in material adverse consequences for such issuers, and may cause the funds' investment in such securities to lose value.

Derivatives | Derivatives, such as options (including options on futures contracts), futures contracts, currency and other forwards, including NDFs, or swap agreements, (including credit default swaps and credit default swap index products), may involve greater risks than if a fund had invested in the reference obligation directly. Derivatives are subject to general market risks, liquidity risks, interest rate risk, and credit risks. Derivatives also present counterparty risk (i.e., the risk that the other party to the transaction will fail to perform). Counterparty risk is generally thought to be greater with derivatives that are traded over-the-counter than with derivatives that are exchange-traded or centrally cleared. However, derivatives that are traded on organized exchanges and/or through clearing organizations involve the possibility that the futures commission merchant or clearing organization will default in the performance of its obligations. Derivatives involve an increased risk of mispricing or improper valuation of the derivative instrument, and imperfect correlation between the value of the derivative and the underlying instrument, in which case a fund may not realize the intended benefits. When used for hedging, changes in the value of the derivative may also not correlate perfectly with the underlying asset, rate or index. Derivatives risk may be more significant when derivatives are used to enhance fund returns, increase liquidity, manage the duration of a fund's portfolio and/or gain exposure to certain instruments or markets, rather than solely to hedge the risk of a position held by the fund.

Derivatives can cause a fund to participate in losses (as well as gains) in an amount that significantly exceeds the fund's initial investment, and some derivatives have the potential for unlimited loss, regardless of the size of a fund's initial investment, for example, where a fund may be called upon to deliver a security it does not own. Derivatives can create leverage, which can magnify the impact of a decline in the value of the reference instrument underlying the derivative, and a fund could lose more than the amount it invests. There may be material and prolonged deviations between the theoretical value and

realizable value of a derivative. Also, suitable derivative transactions may not be available in all circumstances and there can be no assurance that a fund will engage in these transactions to reduce exposure to other risks when that would be beneficial. Derivatives may at times be highly illiquid, and a fund may not be able to close out or sell a derivative position at a particular time or at an anticipated price.

The regulation of cleared and uncleared swap agreements, as well as other derivatives, is a rapidly changing area of law and is subject to modification by government and judicial action. It is not possible to predict fully the effects of current or future regulation. Changes in government regulation of various types of derivatives instruments may make derivatives more costly or limit the availability of derivatives, which may: limit or prevent a fund from using certain types of derivative instruments as part of its investment strategy; affect the character, timing of recognition and amount of a fund's taxable income or recognized gains or losses; or otherwise adversely affect the value or performance of derivatives. Compared to other types of investments, derivatives may also be less tax efficient. A fund's use of derivatives may be limited by the requirements for taxation of the fund as a regulated investment company. Rule 18f-4 under the 1940 Act places limits on the use of derivatives by registered investment companies, such as a fund. A fund that relies on Rule 18f-4 is required to comply with limits on the amount of leverage-related risk that the fund may obtain, and may also be required adopt and implement a derivatives risk management program and designate a derivatives risk manager or adopt policies and procedures designed to manage a fund's derivatives risks.

- **Swap Agreements.** Swaps can involve greater risks than a direct investment in an underlying asset, because swaps typically include a certain amount of embedded leverage and as such are subject to leveraging risk. If swaps are used as a hedging strategy, a fund is subject to the risk that the hedging strategy may not eliminate the risk that it is intended to offset, due to, among other reasons, the occurrence of unexpected price movements or the non-occurrence of expected price movements, as well as a lack of correlation between the swaps and the portfolio of assets that the swaps are designed to hedge or replace. Swaps also may be difficult to value. Swaps may be subject to liquidity risk, counterparty risk and credit risk. Swaps that are traded over-the-counter are not subject to standardized clearing requirements and may involve greater liquidity and counterparty risks. Credit default swaps may be subject to credit risk and the risks associated with the purchase and sale of credit protection. With respect to a credit default swap, if a fund is selling credit protection, there is a risk a fund is subject to many of the same risks it would be if it were holding debt obligations of the issuer; however, a fund would not have any recourse against such issuer and would not benefit from any collateral securing such issuer's debt obligations. Therefore, when selling protection, a fund could be forced to liquidate other assets upon the occurrence of a credit event in order to pay the counterparty. There is also the risk that the transaction may be closed out at a time when the credit quality of the underlying investment has deteriorated, in which case a fund may need to make an early termination payment. If a fund is buying credit protection, there is the risk that no credit event will occur and a fund will receive no benefit (other than any hedging benefit) for the premium paid. There is also the risk that the transaction may be closed out at a time when the credit quality of the underlying investment has improved, in which case a fund may need to make an early termination payment.
- **Futures and Forward Contracts.** Futures and forward contracts, including NDFs, may be subject to counterparty risk, credit risk and liquidity risk. There may at times be an imperfect correlation between the movement in the prices of futures contracts and the value of their underlying instruments or indexes. There are no limitations on daily price movements of forward contracts. There can be no assurance that any strategy used will succeed. Not all forward contracts, including NDFs, require a counterparty to post collateral, which may expose a fund to greater losses in the event of a default by a counterparty. There can be no assurance that, at all times, a liquid market will exist for offsetting a futures contract that a fund has previously bought or sold and this may result in the inability to close a futures contract when desired. Forward currency transactions include the risks associated with fluctuations in currency. Interest rate, bond and Treasury futures contracts expose a fund to price fluctuations resulting from changes in interest rates. A fund could suffer a loss if interest rates rise after a fund has purchased an interest rate futures contract or fall after a fund has sold an interest rate futures contract. Similarly, bond and Treasury futures contracts expose a fund to potential losses if interest rates do not move as expected. Fixed income index futures contracts expose a fund to volatility in an underlying securities index.
- **Options.** The movements experienced by a fund between the prices of options and prices of the assets (or indices) underlying such options, may differ from expectations, and may cause a fund to not achieve its objective. In order for a call option to be profitable, the market price of the underlying security or index must rise sufficiently above the call option exercise price to cover the premium and transaction costs. These costs will reduce any profit that might otherwise have been realized had a fund bought the underlying security instead of the call option. The buyer of a call option assumes the risk of losing its entire investment in the call option. The seller (writer) of a call option that is covered (i.e., the writer holds the underlying security) assumes the risk of a decline in the market price of the underlying security below the purchase price of the underlying security less the premium received, and gives up the opportunity for gain on the underlying assets above the exercise price of the option. The seller of an uncovered call option assumes the risk of a theoretically unlimited increase in the market price of the underlying assets above the exercise price of the option. The securities necessary to satisfy the exercise of the call option may be unavailable for purchase by such writer except at much higher prices. Purchasing securities to satisfy the exercise of the call option can itself cause the price of the securities to rise further, sometimes by a significant amount, thereby exacerbating the loss. For a put option to be profitable, the market price of the underlying security or index must decline sufficiently below the put option's exercise price to cover the premium and transaction costs. These costs will reduce any profit that might otherwise have been realized from a fund having shorted the declining underlying security by the premium paid for the put option and by transaction costs. The buyer of a put option assumes the risk of losing its entire investment in the put option. The seller (writer) of a put option that

is covered (i.e., the writer has a short position in the underlying assets) assumes the risk of an increase in the market price of the underlying assets above the sales price (in establishing the short position) of the underlying assets plus the premium received, and gives up the opportunity for gain on the underlying assets below the exercise price of the option. The seller of an uncovered put option assumes the risk of a decline in the market price of the underlying assets below the exercise price of the option. If an option that a fund has purchased expires unexercised, a fund will experience a loss in the amount of the premium it paid. The writer of an option, unlike the holder, generally is subject to initial and variation margin requirements on the option position. There can be no guarantee that the use of options will increase a fund's return or income. The premium received from writing options may not be sufficient to offset any losses sustained from exercised options. In addition, there may be an imperfect correlation between the movement in prices of options and the securities underlying them, and there may at times not be a liquid secondary market for options.

- Options on futures contracts. Options on futures contracts are subject to the risks associated with purchasing or writing call or put options on futures contracts. The risks associated with options generally apply to options on futures contracts, such as a buyer's risk of losing premium if a purchased option expires unexercised or a seller's risk of being required to sell the underlying asset at a disadvantageous price. In addition to the risks associated with options generally, there is a risk of imperfect correlations between the movement in prices of the option and the futures contract, as well as the futures contract and the underlying security, which could in turn impact the price of the option.

Emerging markets When investing in emerging markets, the risks of investing in foreign securities discussed below are heightened. Emerging markets have unique risks that are greater than or in addition to those associated with investing in developed markets because emerging markets are generally smaller, less developed, less liquid, less efficient and more volatile than the securities markets of the U.S. and other foreign developed markets, and the issuers in such capital markets may have smaller market capitalizations. There are also risks of: greater political uncertainties; an economy's dependence on revenues from particular commodities or on international aid or development assistance; the imposition of sanctions or exchange controls, including currency transfer restrictions; a limited number of potential buyers for such securities; less stringent, or a lack of, uniform accounting, auditing, financial reporting and recordkeeping requirements or standards; less reliable clearance and settlement, registration and custodial procedures; less reliable access to capital; unfamiliar foreign investment structures; trading suspensions and other restrictions on investment; and significant limitations on investor rights and recourse, both individually and in combination with other shareholders. Additionally, a fund may experience more volatile rates of return. These matters have the potential to impact a fund's investment objective and performance.

The economies and governments of emerging market countries tend to be more unstable than those of developed countries, resulting in more volatile rates of return than the developed markets and significantly greater risk to investors. Government of some emerging market countries are authoritarian in nature or have been installed or removed as a result of military coups, while governments in other emerging market countries have periodically used force to suppress civil dissent. Disparities of wealth, the pace and success of democratization, and ethnic, religious and racial disaffection, among other factors, have also led to social unrest, violence and/or labor unrest in some emerging market countries. Unanticipated political or social developments may result in sudden and significant investment losses. The governments of emerging market countries may also be more unstable and more likely to impose capital controls, nationalize a company or industry, confiscate or expropriate private assets or property, place restrictions on foreign ownership and on withdrawing sale proceeds of securities from the country, intervene in the financial markets, and/or impose burdensome taxes that could adversely affect security prices.

A fund's purchase and sale of portfolio securities in certain emerging market countries may be constrained by limitations relating to daily changes in the prices of listed securities, periodic trading or settlement volume and/or limitations on aggregate holdings of foreign investors. Foreign investment in the securities markets of certain emerging market countries is restricted or controlled to varying degrees which may limit investment in such countries or increase the administrative costs of such investments. For example, certain countries require governmental approval prior to investments by foreign persons, or limit investments by foreign persons to only a specified percentage of an issuer's outstanding securities or a specific class of securities which may have less advantageous terms (including price) than securities of the issuer available for purchase by nationals. In addition, certain countries may restrict or prohibit investment opportunities in issuers or industries deemed important to national interests. Such restrictions may affect the market price, liquidity and rights of securities that may be purchased by a fund. The repatriation of investment income, capital or the proceeds of securities sales from certain emerging market countries is subject to restrictions such as the need for governmental consents, which may make it difficult for a fund to invest in such emerging market countries. A fund could be adversely affected by delays in, or a refusal to grant, any required governmental approval for such repatriation. In situations where a country restricts direct investment in securities, a fund may be required to invest in such countries through other investment funds in such countries.

Many emerging market countries have recently experienced currency devaluations and substantial rates of inflation. Other emerging market countries have experienced economic recessions. These circumstances have had a negative effect on the economies and securities markets of those emerging market countries. Economies in emerging market countries generally are dependent heavily upon commodity prices and international trade and, accordingly, have been and may continue to be affected adversely by the economies of their trading partners, trade barriers, exchange controls, managed adjustments in relative currency values and other protectionist measures imposed or negotiated by the countries with which they trade.

There may be less publicly available or less reliable information regarding issuers in emerging markets, which can impede a fund's ability to accurately evaluate foreign securities. The degree of cooperation between issuers in emerging market countries with foreign and U.S. financial regulators may vary significantly. Accordingly, regulators may not have sufficient access to audit and oversee issuers. In certain emerging market countries, fraud and corruption may be more prevalent than in developed market countries, and investor protections may be more limited than those in other countries. It may be difficult to obtain or enforce legal judgments against non-U.S. companies and non-U.S. persons in foreign jurisdictions, through either the foreign judicial system or through a private arbitration process.

A fund's investment in emerging market countries may also be subject to withholding or other taxes, which may be significant and may reduce the return to a fund from an investment in issuers in such countries. Settlement procedures in emerging market countries are frequently less developed and reliable than those in the U.S. and may involve a fund's delivery of securities before receipt of payment for their sale. In addition, significant delays may occur in certain markets in registering the transfer of securities. Settlement or registration problems may make it more difficult for a fund to value its portfolio securities and could cause a fund to miss attractive investment opportunities, to have a portion of its assets uninvested or to incur losses due to the failure of a counterparty to pay for securities a fund has delivered or a fund's inability to complete its contractual obligations because of theft or other reasons.

The creditworthiness of the local securities firms used by a fund in emerging market countries may not be as sound as the creditworthiness of firms used in more developed countries. As a result, a fund may be subject to a greater risk of loss if a securities firm defaults in the performance of its responsibilities. The small size and inexperience of the securities markets in certain emerging market countries and the limited volume of trading in securities in those countries may make a fund's investments in such countries less liquid and more volatile than investments in countries with more developed securities markets. A fund's investments in emerging market countries are subject to the risk that the liquidity of a particular investment, or investments generally, in such countries will shrink or disappear suddenly and without warning as a result of adverse economic, market or political conditions or adverse investor perceptions, whether or not accurate. Because of the lack of sufficient market liquidity, a fund may incur losses because it will be required to effect sales at a disadvantageous time and only then at a substantial drop in price. Investments in emerging market countries may be more difficult to value precisely because of the characteristics discussed above and lower trading volumes. A fund's use of foreign currency management techniques in emerging market countries may be limited. Due to the limited market for these instruments in emerging market countries, all or a significant portion of a fund's currency exposure in emerging market countries may not be covered by those techniques.

Equity securities | A fund's equity securities investments are subject to market risk. In general, the values of stocks and other equity securities fluctuate, sometimes widely, in response to changes in a company's financial condition as well as general market, economic and political conditions and other factors. A fund may experience a significant or complete loss on its investment in an equity security. In addition, stock prices may be particularly sensitive to rising interest rates, which increase borrowing costs and the costs of capital. A fund may invest in the following equity securities, which may expose a fund to the following additional risks:

- **Common Stocks.** The value of a company's common stock may fall as a result of factors directly relating to that company, such as decisions made by its management or decreased demand for the company's products or services. A stock's value may also decline because of factors affecting not just the company, but also companies in the same industry or sector. The price of a company's stock may also be affected by changes in financial markets that are unrelated to the company, such as changes in interest rates, exchange rates or industry regulation. Companies that pay dividends on their common stock generally only do so after they invest in their own business and make required payments to bondholders and on other debt and preferred stock. Therefore, the value of a company's common stock will usually be more volatile than its bonds, other debt and preferred stock. Common stock generally is subordinate to preferred stock upon the liquidation or bankruptcy of the issuing company. In the event of an issuer's bankruptcy, there is substantial risk that there will be nothing left to pay common stockholders after payments, if any, to bondholders and preferred stockholders have been made.
- **Preferred Stocks.** Preferred securities, including convertible preferred securities, are subject to issuer-specific and market risks; however, preferred securities may be less liquid than common stocks and offer more limited participation in the growth of an issuer. If interest rates rise, the dividend on preferred stocks may be less attractive, causing the price of preferred stocks to decline. Distributions on preferred stocks that are not income-paying preferred stocks generally are payable at the discretion of an issuer and after required payments to bondholders. Preferred shareholders may have only certain limited rights if distributions are not paid for a stated period, but generally have no legal recourse against the issuer and may suffer a loss of value if distributions are not paid. Preferred stocks may have mandatory sinking fund provisions, as well as provisions for their call or redemption prior to maturity which can have a negative effect on their prices when interest rates decline. Because the rights of preferred stock on distribution of a corporation's assets in the event of its liquidation are generally subordinated to the rights associated with a corporation's debt securities, in the event of an issuer's bankruptcy, there is substantial risk that there will be nothing left to pay preferred stockholders after payments, if any, to bondholders have been made. For this reason, the value of preferred securities will usually react more strongly than bonds and other debt securities to actual or perceived changes in the company's financial condition or prospects. Preferred stocks may also be subject to credit risk, which is the risk that an issuer may be unable or unwilling to meet its financial obligations.
- **Convertible Securities.** The investment value of a convertible security ("convertible") is based on its yield and tends to decline as interest rates increase. The conversion value of a convertible is the market value that would be received if the convertible were converted to its underlying common stock. Since it derives a portion of its value from the common stock into which it may be converted, a convertible is also subject to the

same types of market and issuer-specific risks that apply to the underlying common stock. Convertible securities are subject to the risk that the credit standing of the issuer may have an effect on the convertible securities' investment value. Convertible securities also are sensitive to movements in interest rates. Generally, a convertible security is subject to the market risks of stocks when the underlying stock's price is high relative to the conversion price, and is subject to the market risks of debt securities when the underlying stock's price is low relative to the conversion price. A convertible may be subject to redemption at the option of the issuer at a price established in the convertible's governing instrument, which may be less than the current market price of the security. Convertibles typically are "junior" securities, which means an issuer may pay interest on its non-convertible debt before it can make payments on its convertibles. In the event of a liquidation, holders of convertibles may be paid before a company's common stockholders but after holders of a company's senior debt obligations.

- **Depository Receipts.** A fund may invest in securities issued by foreign companies through American Depositary Receipts ("ADRs"), Global Depositary Receipts ("GDRs") and European Depositary Receipts ("EDRs"). These securities are subject to many of the risks inherent in investing in foreign securities, including, but not limited to, currency exchange rate fluctuations, political and financial instability in the home country of a particular depository receipt, less liquidity, more volatility, less government regulation and supervision and delays in transaction settlement. In addition, because the underlying securities of depository receipts trade on foreign exchanges at times when the U.S. markets are not open for trading, the value of the securities underlying the depository receipts may change materially at times when the U.S. markets are not open for trading, regardless of whether there is an active U.S. market for shares of a fund. Depository receipts may be sponsored or unsponsored. Unsponsored depository receipts are organized independently, without the cooperation of the issuer of the underlying securities. As a result, there may be less information available about the underlying issuer than there is about an issuer of sponsored depository receipts and the prices may be more volatile than if such instruments were sponsored by the issuer. Any distributions paid to the holders of depository receipts are usually subject to a fee charged by the depository. Holders of depository receipts may have limited voting rights, and investment restrictions in certain countries may adversely impact the value of depository receipts because such restrictions may limit the ability to convert the equity shares into depository receipts and vice versa. Such restrictions may cause the equity shares of the underlying issuer to trade at a discount or premium to the market price of the depository receipts.
- **REITS.** REITS or other real estate-related securities are subject to the risks associated with direct ownership of real estate, including, among other risks, declines in the value of real estate, risks related to general and local economic conditions or changes in demographic trends or tastes, increases in operating expenses, defaults by mortgagors or other borrowers and tenants, lack of availability of mortgage funds or financing, extended vacancies of properties, especially during economic downturns, losses due to environmental liabilities, and adverse governmental, legal or regulatory action (such as changes to zoning laws, changes in interest rates, condemnation, tax increases, regulatory limitations on rents and operating expenses, or enforcement of or changes to environmental regulations). Additionally, REITs are dependent on the skills of their managers. REITs may not be diversified geographically or by property or tenant type. Shares of REITs may trade less frequently and, therefore, are subject to more erratic price movements than securities of larger issuers. REITs typically incur fees that are separate from those incurred by a fund, meaning a fund's investment in REITs will result in the layering of expenses such that as a shareholder, a fund will indirectly bear a proportionate share of a REIT's operating expenses. Any domestic REIT could be adversely affected by failure to qualify for tax-free "pass-through" of distributed net income and net realized gains under the Internal Revenue Code, or to maintain its exemption from registration under the 1940 Act.
- **Dividend-Paying Stocks.** Securities of companies that have historically paid a high dividend yield may reduce or discontinue their dividends, reducing the yield of the fund. Low priced securities in the fund may be more susceptible to these risks. Past dividend payments are not a guarantee of future dividend payments. Securities that pay dividends may be sensitive to changes in interest rates, and a sharp increase in interest rates, or other market downturn, could result in a decision to decrease or eliminate a dividend. Also, the market return of high dividend yield securities, in certain market conditions, may perform worse than other investment strategies or the overall stock market. Changes to the dividend policies of companies in which a fund invests and the capital resources available for dividend payment at such companies may harm fund performance. A fund may also be harmed by changes to the favorable federal income tax treatment generally afforded to dividends.
- **Rights and Warrants.** Investments in rights and warrants may be more speculative than certain other types of investments because rights and warrants do not carry dividend or voting rights with respect to the underlying securities or any rights in the assets of the issuer. In addition, the value of a right or a warrant does not necessarily change with the value of the underlying securities and a right or a warrant ceases to have value if it is not exercised prior to its expiration date. If a warrant or right to subscribe to additional shares is not exercised or, when permissible, sold prior to the warrant's or right's expiration date or redemption by the issuer, a fund could lose all or substantially all of the purchase price of the warrant or right. The market for warrants and rights may be very limited and there may at times not be a liquid secondary market for warrants and rights.

Focused holdings | For funds that normally hold a core portfolio of securities of fewer companies than other funds, the increase or decrease of the value of a single investment may have a greater impact on the fund's NAV and total return when compared to other diversified funds. Although a focused portfolio has the potential to generate attractive returns over time, it also may increase a fund's volatility.

Foreign securities | Investments in foreign securities involve greater risks than investing in domestic securities. As a result, a fund's return and NAV may be affected by fluctuations in currency exchange rates or political, regulatory, economic, currency, security, economic and other conditions, requirements and risks associated with a particular country, including tariffs, trade disputes or the imposition of economic and other sanctions by the U.S. or another country against a particular country, as well as competition from subsidized foreign competitors with lower production costs. Foreign markets, as well as foreign economies and political systems, may be less stable than U.S. markets, and changes in the exchange rates of foreign currencies can affect the value of a

fund's foreign assets. Foreign laws and accounting and recordkeeping standards typically are not as strict as they are in the U.S., and there may be less government regulation and supervision of foreign stock exchanges, brokers and listed companies. In addition, there may be less public information available about foreign companies. The unavailability and/or unreliability of public information available may impede the fund's ability to accurately evaluate foreign securities. Custodial and/or settlement systems in foreign markets may not be fully developed and the laws of certain countries may limit the ability to recover assets if a foreign bank or depository or their agents goes bankrupt. In certain countries, legal remedies available to investors may be more limited than those available with respect to investments in the U.S. and investors may encounter difficulties in enforcing contractual obligations. Foreign issuers may utilize unfamiliar corporate organizational structures, which can limit investor rights and recourse. Moreover, it may be difficult to enforce contractual obligations or invoke judicial or arbitration processes against non-U.S. companies and non-U.S. persons in foreign jurisdictions. Foreign securities may be less liquid than domestic securities and there may be delays in transaction settlement in some foreign markets. Additionally, trading in foreign markets generally involves higher transaction costs than trading in U.S. markets. Securities of issuers traded on foreign exchanges may be suspended, either by the issuers themselves, by an exchange, or by government authorities. In addition, securities of a foreign company, including depository receipts, could be delisted from U.S. stock exchanges. Over a given period of time, foreign securities may underperform U.S. securities-sometimes for years. A fund could also underperform if it invests in countries or regions whose economic performance falls short. The risks associated with investments in governmental or quasi-governmental entities of a foreign country are heightened by the potential for unexpected governmental change, which may lead to default or expropriation, and inadequate government oversight and accounting. Obligations of supranational entities are subject to the risk that the governments on whose support the entity depends for its financial backing or repayment may be unable or unwilling to provide that support. The effect of recent, worldwide economic instability on specific foreign markets or issuers may be difficult to predict or evaluate. Some national economies continue to show profound instability, which may in turn affect their international trading and financial partners or other members of their currency bloc. Foreign security risk may also apply to ADRs, GDRs and EDRs.

Geographic concentration | Geographic concentration risk is the risk that from time to time, based on market or economic conditions, a fund may invest a significant portion of its assets in the securities of issuers located in, or with significant economic ties to, a single country or geographic region, which could increase the risk that economic, market political, business, regulatory, diplomatic, social and environmental conditions in that particular country or geographic region may have a significant impact on a fund's performance. Investing in such a manner could cause a fund's performance to be more volatile than the performance of more geographically diverse funds. The economies and financial markets of certain countries or regions can be highly interdependent. Therefore, a decline in the economies or financial markets of one country or region may adversely affect the economies or financial markets of another.

Growth stocks | Growth companies are expected to increase their sales or earnings, or their dividend yield, at a certain rate. When these expectations are not met, the prices of these stocks may decline, even if earnings showed an absolute increase. Growth company stocks also typically lack the dividend yield that can cushion stock prices in market downturns. The price of a growth company's stock may fail or not approach the value that has been placed on it. If a growth investment style shifts out of favor based on market conditions and investor sentiment, a fund could underperform funds that use a value or other non-growth approach to investing or have a broader investment style.

Hedging | A fund may enter into hedging transactions with the intention of reducing or controlling risk. It is possible that hedging strategies will not be effective in controlling risk, due to unexpected non-correlation (or even positive correlation) between the hedging instrument and the position being hedged, increasing, rather than reducing, both risk and losses. To the extent that a fund enters into hedging transactions, the hedges will not be static but rather will need to be continually adjusted based on a subadviser's assessment of market conditions, as well as the expected degree of non-correlation between the hedges and the portfolio being hedged. The success of a fund's hedging strategies will depend on a subadviser's ability to implement such strategies efficiently and cost-effectively, as well as on the accuracy of a subadviser's judgments concerning the hedging positions to be acquired by a fund. A counterparty to a hedging transaction may be unable to honor its financial obligation to a fund. In addition, a subadviser may be unable to close the transaction at the time it would like or at the price it believes the security is currently worth. A fund may not, in general, attempt to hedge all market or other risks inherent in a fund's investments, and may hedge certain risks only partially, if at all. Certain risks, either in respect of particular investments or in respect of a fund's overall portfolio, may not be hedged, particularly if doing so is economically unattractive. As a result, various directional market risks may remain unhedged. Gains or losses from positions in hedging instruments may be much greater than the instrument's original cost. If a fund uses a hedging instrument at the wrong time or judges the market conditions incorrectly, or the hedged instrument does not correlate to the risk sought to be hedged, the hedge might be unsuccessful. The use of hedges may fail to mitigate risks, reduce a fund's return, or create a loss. In addition, hedges, even when successful in mitigating risk, may not prevent a fund from experiencing losses on its investments. Hedging instruments may also reduce or eliminate gains that may otherwise have been available had a fund not used the hedging instruments. When hedging is combined with leverage, a fund risks losses that are multiplied by the degree of leverage used.

High-yield securities | Investments in securities rated below investment grade, or "junk bonds," generally involve significantly greater risks of loss of your money than an investment in investment grade bonds. These securities may be subject to greater price volatility due to such factors as specific corporate developments, interest rate sensitivity, negative perceptions of the junk bond market generally and less secondary market liquidity. Compared with issuers of investment grade bonds, issuers of junk bonds are more likely to encounter financial difficulties and to be materially affected by these difficulties, leading to a greater risk that the issuer will default on the timely payment of principal and interest. Rising interest rates may compound these difficulties and reduce an issuer's ability to repay principal and interest obligations. Issuers of lower-rated securities also have a greater risk of default or bankruptcy, especially when the economy is weak or expected to become weak. If an issuer defaults, a fund may incur additional expenses to seek recovery. Issuers of securities that are in default or have defaulted may fail to resume principal or interest payments, in which case a fund may lose its entire investment. Additionally, due to the greater number of considerations involved in the selection of a fund's securities, the achievement of a fund's objective depends more on the skills of the

portfolio manager than investing only in higher-rated securities. Therefore, your investment may experience greater volatility in price and yield. High-yield securities may be less liquid than higher quality investments. A security whose credit rating has been lowered may be particularly difficult to sell. The higher yields of high-yielding securities may not reflect the value of the income stream that holders of such securities may expect, but rather the risk that such securities may lose a substantial portion of their value as a result of their issuer's financial restructuring or default. Investments in high-yield securities are inherently speculative.

Income | A fund's income could decline due to falling market interest rates. In a falling interest rate environment, a fund may be required to invest its assets in lower-yielding securities. Because interest rates vary, it is impossible to predict the income or yield of a fund for any particular period.

Inflation | Inflation risk is the risk that the value of assets or income from investments will be less in the future as inflation decreases the value of money. As inflation increases, the present value of a fund's assets and distributions may decline.

Inflation-indexed debt securities | Inflation-indexed debt securities, including Treasury Inflation Protected Securities ("TIPS"), may be adversely affected by changes in real interest rates, which are market interest rates that are adjusted for inflation. Unlike a conventional debt security, whose issuer makes regular fixed interest payments and repays the face value of the bond at maturity, an inflation-indexed debt security provides principal payments and interest payments that vary as the principal and/or interest are adjusted over time to reflect a rise or a drop in the reference inflation-related index. The prices of inflation-indexed debt securities tend to decrease when real interest rates increase and increase when real interest rates decrease. Additionally, the principal value of an inflation-indexed debt security is periodically adjusted according to the rate of inflation and, as a result, interest payments on inflation-indexed debt securities may vary widely. If an inflation index rate declines, the principal value and interest payable on an inflation-indexed security also will decline, adversely affecting the fund's investment. Because the interest and/or principal payments on an inflation-indexed debt security are adjusted periodically for changes in inflation, the income distributed by a fund may be irregular. For inflation-indexed debt securities for which repayment of the original principal upon maturity, as adjusted for inflation, is not guaranteed, the adjusted principal value of the securities repaid at maturity may be less than the original principal value. There can be no assurance that an inflation index will accurately measure the real rate of inflation in the prices of goods and services. The fund's investments in inflation-indexed investments may lose value in the event that the actual rate of inflation is different from the rate of the inflation index. If inflation is lower than expected during the period a fund holds the security, the fund may earn less on it than on a conventional bond. In periods of deflation, the fund may have no income at all from such investments. The principal value of an investment in a fund is not protected or otherwise guaranteed by the value of a fund's investments in inflation-indexed debt securities. Any increase in the principal amount of an inflation-indexed debt security will be taxable as ordinary income, even though the fund will not receive the increased principal until maturity.

Initial public offerings | The market value of shares sold in an initial public offering ("IPO") may fluctuate considerably due to factors such as the absence of a prior public market, unseasoned trading, the small number of shares available for trading and limited information about the issuer. In addition, the prices of securities sold in IPOs may be highly volatile or may decline shortly after the IPO. The purchase of IPO shares may also involve high transaction costs. The limited number of shares available for trading in some IPOs may make it difficult for a fund to acquire shares of an issuer in which it would like to invest, and may also make it more difficult for a fund to buy or sell significant amounts of shares without an unfavorable impact on prevailing prices. In addition, some companies initially offering their shares publicly may be involved in relatively new industries or lines of business, which may not be widely understood by investors. Many IPOs are by small- or micro-capitalization companies that are undercapitalized. Investments in IPOs may result in losses to a fund.

Interest rate | Generally, the value of investments with interest rate risk, such as fixed-income securities, income-oriented equity securities that pay dividends, or derivatives, will move in the opposite direction to movements in interest rates. The value of a fund's fixed income investments or derivatives typically will fall when interest rates rise. Additionally, the value of dividend-paying stocks may decline when interest rates rise, as rising interest rates can reduce companies' profitability and their ability to pay dividends. When interest rates decline, issuers may prepay higher-yielding securities held by a fund, resulting in a fund reinvesting in securities with lower yields, which may cause a decline in its income. Factors including central bank monetary policy rising inflation rates, and changes in general economic conditions may cause interest rates to rise. It is difficult to predict the pace at which interest rates might increase or decrease, or the timing, frequency, or magnitude of such changes. Debt securities with longer durations, such as those with intermediate and long terms to maturity, tend to be more sensitive to changes in interest rates, usually making them more volatile than debt securities with shorter durations. For example, if a bond has a duration of eight years, a 1% increase in interest rates could be expected to result in a 8% decrease in the value of the bond. Interest rates may rise, perhaps significantly and/or rapidly, potentially resulting in substantial losses to a fund due to, among other factors, a decline in the value of a fund's fixed income securities, impacts on issuers' willingness or ability to make principal and interest payments when due, heightened volatility in the fixed income or equity markets and the reduced liquidity of certain fixed income or equity investments. Conversely, during periods of very low or negative interest rates, a fund may be unable to maintain positive returns or pay dividends to fund shareholders. In a low or negative interest rate environment, some investors may seek to reallocate assets to other income-producing assets. This may cause the price of such higher yielding instruments to rise, could further reduce the value of instruments with a negative yield, and may limit a fund's ability to locate fixed income instruments containing the desired risk/return profile. In addition, decreases in fixed-income dealer market-making capacity may lead to lower trading volume, heightened volatility, wider bid-ask spreads, and less transparent pricing in certain fixed-income markets. A fund may not be able to hedge against changes in interest rates or may choose not to do so for cost or other reasons. In addition, any hedges may not work as intended.

Issuer | The value of a security may decline for a number of reasons which directly relate to the issuer, such as management performance, financial leverage and reduced demand for the issuer's goods or services, as well as the historical and prospective earnings of the issuer and the value of its assets.

Large-cap companies | Investments in large-cap companies may underperform other segments of the market, in some cases for extended periods of time, because such companies may be less responsive to competitive challenges and opportunities, such as changes in technology and consumer tastes. Large-cap companies generally are expected to be less volatile than companies with smaller market capitalizations. However, large-cap companies may be unable to attain the high growth rates of successful smaller companies, especially during periods of economic expansion, and may instead focus their competitive efforts on maintaining or expanding their market share.

Large shareholder | Certain large shareholders may from time to time own a substantial amount of a fund's shares. There is no requirement that these shareholders maintain their investment in a fund. There is a risk that such large shareholders or that a fund's shareholders generally may redeem all or a substantial portion of their investments in a fund in a short period of time, which could have a significant negative impact on a fund's NAV, liquidity, brokerage costs, and expenses. Large redemptions could also result in tax consequences to shareholders and impact a fund's ability to implement its investment strategy. A fund's ability to pursue its investment objective after one or more large scale redemptions may be impaired and, as a result, a fund may invest a larger portion of its assets in cash or cash equivalents.

Leverage | Certain transactions of a fund may give rise to a form of leverage. Such transactions may include, among others, the use of buybacks, dollar rolls, and when-issued, delayed delivery or forward commitment transactions. Certain derivatives that a fund may use may also create leverage. Derivatives that involve leverage can result in losses to a fund that exceed the amount originally invested in the derivatives. Certain types of leveraging transactions, such as short sales that are not "against the box," could be subject to unlimited losses in cases where a fund, for any reason, is unable to close out the transaction. The use of leverage may cause a fund to liquidate portfolio positions when it may not be advantageous to do so to satisfy its obligations or to meet segregation requirements. Leveraging may cause a fund to be more volatile than if the fund had not been leveraged. This is because leveraging tends to exaggerate the effect of any increase or decrease in the value of a fund's portfolio securities.

Liquidity | Liquidity risk is the possibility that a fund's securities may have limited marketability, be subject to restrictions on resale, be difficult or impossible to purchase or sell at favorable times or prices, or become less liquid in response to market developments or adverse credit events that may affect issuers or guarantors of a debt security, any of which could have the effect of decreasing the overall level of the fund's liquidity. The market prices for such securities may be volatile. An inability to sell a portfolio position can adversely affect a fund's NAV or prevent a fund from being able to take advantage of other investment opportunities. A fund could lose money if it cannot sell a security at the time and price that would be most beneficial to a fund. A fund may be required to dispose of investments at unfavorable times or prices to satisfy obligations, which may result in losses or may be costly to a fund. Market developments may cause a fund's investments to become less liquid and subject to erratic price movements. In addition, the market-making capacity of dealers in certain types of securities has been reduced in recent years, in part as a result of structural and regulatory changes, such as fewer proprietary trading desks and increased capital requirements for broker-dealers. Further, many broker-dealers have reduced their inventory of certain debt securities. This could negatively affect a fund's ability to buy or sell debt securities and increase the related volatility and trading costs. For example, liquidity risk may be magnified in rising interest rate environments due to higher than normal redemption rates.

Management and Strategy | The value of your investment depends on the judgment of the subadviser about the quality, relative yield or value of, or market trends affecting, a particular security, industry, sector, region, or market segment, or about the economy or interest rates generally. This judgment may prove to be incorrect or otherwise may not produce the intended results, which may result in losses to the fund. Investment strategies employed by the subadviser in selecting investments for a fund may not result in an increase in the value of your investment or in overall performance equal to other investments.

Market | A fund is subject to the risk that the securities markets will move down, sometimes rapidly and unpredictably, based on overall economic conditions and other factors, which may negatively affect a fund's performance. Equity securities generally have greater price volatility than fixed-income securities, although under certain market conditions fixed-income securities may have comparable or greater price volatility. During a general downturn in the securities markets, multiple asset classes may decline in value simultaneously. In some cases, traditional market participants have been less willing to make a market in some types of debt instruments, which has affected the liquidity of those instruments. During times of market turmoil, investors tend to look to the safety of securities issued or backed by the U.S. Treasury, causing the prices of these securities to rise and the yields to decline. Reduced liquidity in fixed income and credit markets may negatively affect many issuers worldwide. Prices in many financial markets have increased significantly over the last 10-15 years, but there have also been periods of adverse market and financial developments and cyclical change during that timeframe, which have resulted in unusually high levels of volatility in domestic and foreign financial markets that has caused losses for investors and may occur again in the future, particularly if markets enter a period of uncertainty or economic weakness. Periods of unusually high volatility in the financial markets and restrictive credit conditions, sometimes limited to a particular sector or geographic region, continue to recur.

The value of a security may decline due to adverse issuer-specific conditions or general market conditions unrelated to a particular issuer, such as real or perceived adverse geopolitical, regulatory, market, economic or other developments that may cause broad changes in market value, changes in the general outlook for corporate earnings, changes in interest, currency or inflation rates, lack of liquidity in the markets, public perceptions concerning these developments or adverse market sentiment generally. The value of a security may also decline due to factors that affect a particular industry or industries, such as tariffs, labor shortages or increased production costs and competitive conditions within an industry. Changes in the financial condition of a single issuer or market segment also can impact the market as a whole.

Geopolitical and other events, including war, terrorism, economic uncertainty, trade disputes, pandemics, public health crises, natural disasters and related events have led, and in the future may continue to lead, to instability in world economies and markets generally and reduced liquidity, which may adversely affect the value of your investment. The imposition of tariffs by the U.S. on goods imported from foreign countries and reciprocal tariffs levied on U.S. goods by those countries also may lead to volatility and instability in domestic and foreign markets. Such market disruptions have caused, and may continue to cause, broad changes in market value, negative public perceptions concerning these developments, a reduction in the willingness and ability of some lenders to extend credit, difficulties for some borrowers in obtaining financing on attractive terms, if at all, and adverse investor sentiment or publicity. Changes in value may be temporary or may last for extended periods. Adverse market events may also lead to increased shareholder redemptions, which could cause a fund to sell investments at an inopportune time to meet redemption requests by shareholders and may increase a fund's portfolio turnover, which could increase the costs that a fund incurs and lower a fund's performance. Even when securities markets perform well, there is no assurance that the investments held by a fund will increase in value along with the broader market.

Policy changes by the U.S. government and/or Federal Reserve and political events within the U.S. and abroad, such as changes in the U.S. presidential administration and Congress, the U.S. government's inability at times to agree on a long-term budget and deficit reduction plan, the threat of a federal government shutdown and threats not to increase the federal government's debt limit which could result in a default on the government's obligations, may affect investor and consumer confidence and may adversely impact financial markets and the broader economy, perhaps suddenly and to a significant degree. The severity or duration of adverse economic conditions may also be affected by policy changes made by governments or quasi-governmental organizations. Global economies and financial markets are becoming increasingly interconnected, which increases the possibility of many markets being affected by events in a single country or events affecting a single or small number of issuers.

Markets and market participants are increasingly reliant upon both publicly available and proprietary information data systems. Data imprecision, software or other technology malfunctions, programming inaccuracies, unauthorized use or access, the execution of ransomware and other cyberattacks, and similar circumstances may impair the performance of these systems and may have an adverse impact upon a single issuer, a group of issuers, or the market at large. In certain cases, an exchange or market may close or issue trading halts on either specific securities or even the entire market, which may result in a fund being, among other things, unable to buy or sell certain securities or financial instruments or accurately price its investments. These fluctuations in securities prices could be a sustained trend or a drastic movement. The financial markets generally move in cycles, with periods of rising prices followed by periods of declining prices. The value of your investment may reflect these fluctuations.

Recent Market Events | Both U.S. and international markets have experienced significant volatility in recent months and years. As a result of such volatility, investment returns may fluctuate significantly. Moreover, the risks discussed herein associated with an investment in a fund may be increased. Deteriorating economic fundamentals may increase the risk of default or insolvency of particular issuers, negatively impact market value, increase market volatility, cause credit spreads to widen, reduce bank balance sheets and cause unexpected changes in interest rates. Historical patterns of correlation among asset classes may break down in unanticipated ways during times of high volatility, disrupting investment programs and potentially causing losses. Any of these could cause an increase in market volatility, reduce liquidity across various sectors or markets or decrease confidence in the markets. National economies are substantially interconnected, as are global financial markets, which creates the possibility that conditions in one country or region might adversely impact issuers in a different country or region. However, the interconnectedness of economies and/or markets may be changing, which may impact such economies and markets in ways that cannot be foreseen at this time.

Some countries, including the U.S., have adopted more protectionist trade policies, including trade tariffs and other trade barriers, which is a trend that appears to be continuing globally. Slowing global economic growth, the rise in protectionist trade policies, inflationary pressures, changes to some major international trade agreements, risks associated with trade agreements between countries and regions, including the U.S. and other foreign nations, political or economic dysfunction within some countries or regions, including the U.S., and dramatic changes in consumer sentiment and commodity and currency prices could affect the economies and markets of many nations, including the U.S., in ways that cannot necessarily be foreseen at the present time and may create significant market volatility. In addition, these policies, including the impact on the U.S. dollar, may decrease foreign demand for U.S. assets, which could have a negative impact on certain issuers and/or industries.

Although interest rates were unusually low in recent years in the U.S. and abroad, in 2022, the U.S. Federal Reserve and certain foreign central banks began to raise interest rates as part of their efforts to address rising inflation. The Federal Reserve and certain foreign central banks subsequently started to lower interest rates in September 2024, though economic or other factors, such as inflation, could lead to the Federal Reserve stopping or reversing these changes. In addition, ongoing inflation pressures could continue to cause an increase in interest rates and/or negatively impact issuers. It is difficult to accurately predict the pace at which interest rates might change, the timing, frequency or magnitude of any such changes in interest rates, or when such changes might stop or again reverse course.

Additionally, various economic and political factors, such as rising inflation rates, could cause the Federal Reserve or other foreign banks to change their approach in the future and such actions may result in an economic slowdown both in the U.S. and abroad. Unexpected changes in interest rates could lead to significant market volatility or reduce liquidity in certain sectors of the market. Deteriorating economic fundamentals may, in turn, increase the risk of default or insolvency of particular issuers, negatively impact market value, cause credit spreads to widen, and reduce bank balance sheets. Any of these could cause an increase in market volatility, reduce liquidity across various markets or decrease confidence in the

markets. Also, regulators have expressed concern that changes in interest rates may cause investors to sell fixed income securities faster than the market can absorb them, contributing to price volatility. It is difficult to predict the impact on various markets of significant rate increases or other significant policy changes.

Tensions, war or open conflict between nations, such as between Russia and Ukraine, in the Middle East or in eastern Asia could affect the economies of many nations, including the United States. The duration of ongoing hostilities in the Middle East and between Russia and Ukraine, and any sanctions and related events cannot be predicted. Those events present material uncertainty and risk with respect to markets globally and the performance of a fund and its investments or operations could be negatively impacted whether or not a fund invests in securities of issuers located in or with significant exposure to the countries or regions directly affected.

Regulators in the U.S. have adopted a number of changes to regulations involving the markets and issuers, some of which apply to a fund. The full effect of various newly-adopted regulations is not currently known. Due to the broad scope of the regulations being adopted, certain of these changes to regulations could limit a fund's ability to pursue its investment strategies or make certain investments, or may make it more costly for a fund to operate, which may impact performance. Additionally, it is possible that recently adopted regulations could be further revised or rescinded, which creates material uncertainty regarding their impact to the Fund.

Further, advancements in technology may also adversely impact market movements and liquidity and may affect the overall performance of a fund. Advancements in technology, including advanced development and increased regulation of artificial intelligence, may adversely impact market movements and liquidity. As artificial intelligence is used more widely, the profitability and growth of certain issuers and industries may be negatively impacted in ways that cannot be foreseen, which could impact the overall performance of a fund.

High public debt in the U.S. and other countries creates ongoing systemic and market risks and policymaking uncertainty. There is no assurance that the U.S. Congress will act to raise the nation's debt ceiling; a failure to do so could cause market turmoil and substantial investment risks that cannot now be fully predicted. Unexpected political, regulatory and diplomatic events within the U.S. and abroad may affect investor and consumer confidence and may adversely impact financial markets and the broader economy.

Certain illnesses spread rapidly and have the potential to significantly and adversely affect the global economy. The impact of epidemics and/or pandemics that may arise in the future could negatively affect the economies of many nations, individual companies and the global securities and commodities markets, including their liquidity, in ways that cannot necessarily be foreseen at the present time and could last for an extended period of time.

China's economy, which has been sustained largely through debt-financed spending on housing and infrastructure, appears to be experiencing a significant slowdown and growing at a lower rate than prior years. While the Chinese government appears to be taking measures to address these issues, due to the size of China's economy, the resolution of these issues could impact a number of other countries.

Global climate change can have potential effects on property and security values. Certain issuers, industries and regions may be adversely affected by the impact of climate change in ways that cannot be foreseen. The impact of legislation, regulation and international accords related to climate change, including any direct or indirect consequences, may negatively impact certain issuers, industries and regions.

A rise in sea levels, a change in weather patterns, including an increase in powerful storms and large wildfires, and/or a climate-driven increase in flooding could cause properties to lose value or become unmarketable altogether. Unlike previous declines in the real estate market, properties in affected zones may not ever recover their value. Regulatory changes and divestment movements tied to concerns about climate change could adversely affect the value of certain land and the viability of industries whose activities or products are seen as accelerating climate change.

Market timing | Frequent trading by fund shareholders poses risk to other shareholders in a fund, including (i) the dilution of a fund's NAV, (ii) an increase in a fund's expenses, and (iii) interference with a portfolio manager's ability to execute efficient investment strategies. Because of specific securities a fund may invest in, it could be subject to the risk of market timing activities by fund shareholders. Some examples of these types of securities are high-yield, small-cap and foreign securities. Typically, foreign securities offer the most opportunity for these market timing activities. A fund generally prices these foreign securities using their closing prices from the foreign markets in which they trade, typically prior to a fund's calculation of its NAV. These prices may be affected by events that occur after the close of a foreign market but before a fund prices its shares. In such instances, a fund may fair value foreign securities. However, some investors may engage in frequent short-term trading in a fund to take advantage of any price differentials that may be reflected in the NAV of a fund's shares. There is no assurance that fair valuation of securities can reduce or eliminate market timing. There is no guarantee that Carillon Tower Advisers, Inc., as the manager and transfer agent of the funds, can detect all market timing activities.

Master Limited Partnerships | Investing in MLPs involves certain risks related to investing in the underlying assets of the MLPs and risks associated with pooled investment vehicles. Investments held by MLPs may be relatively illiquid, limiting the MLPs' ability to change their portfolios promptly in response to changes in economic or other conditions. MLPs may have limited financial resources, their securities may trade infrequently and in limited volume, they may be difficult to value, and they may be subject to more abrupt or erratic price movements than securities of larger or more broadly based companies. MLPs holding credit-related investments are subject to interest rate risk and the risk of default on payment obligations by debt issuers. MLPs that concentrate in a particular industry or a particular geographic region are subject to risks associated with such industry or region.

The risks of investing in an MLP generally include those inherent in investing in a partnership as opposed to a corporation. For example, state law governing partnerships is often less restrictive than state law governing corporations. Accordingly, there may be fewer protections afforded investors in an MLP than investors in a corporation. Holders of units in MLPs have more limited rights to vote on matters affecting the partnership and may be required to sell their common units at an undesirable time or price. A fund invests as a limited partner, and normally would not be liable for the debts of an MLP beyond the amounts a fund has contributed but it would not be shielded to the same extent that a shareholder of a corporation would be. In certain instances, creditors of an MLP would have the right to seek a return of capital that had been distributed to a limited partner. The right of an MLP's creditors would continue even after a fund had sold its investment in the partnership. MLPs typically invest in real estate, oil and gas equipment leasing assets, but they also finance entertainment, research and development, and other projects. A fund's investments in MLPs may be limited in order for a fund to meet the requirements necessary to qualify as a "regulated investment company" under the Internal Revenue Code of 1986, as amended ("Internal Revenue Code").

Distributions from an MLP may consist in part of a return of the amount originally invested, which would not be taxable to the extent the distributions do not exceed the investor's adjusted basis on its MLP interest. These reductions in a fund's adjusted tax basis in the MLP securities will increase the amount of gain (or decrease the amount of loss) recognized by a fund on a subsequent sale of the securities. A fund could recognize both gain that is treated as ordinary income and a capital loss on a disposition of an MLP equity security (or on an MLP's disposition of an underlying asset) and would not be able to use the capital loss to offset that gain.

Much of the benefit a fund derives from its investment in equity securities of MLPs is a result of MLPs generally being treated as partnerships for U.S. federal income tax purposes. A change in current tax law, or a change in the business of a given MLP, could result in an MLP being treated as a corporation for U.S. federal income tax purposes and subject to corporate level tax on its income, and could reduce the amount of cash available for distribution by the MLP to its unit holders, such as a fund. If an MLP were classified as a corporation for federal income tax purposes, the MLP may incur significant federal and state tax liability, likely causing a reduction in the value of a fund's shares.

Effective for taxable years beginning after December 31, 2017 and before January 1, 2026, the Internal Revenue Code generally allows individuals and certain other non-corporate entities, such as partnerships, a deduction for 20% of "qualified publicly traded partnership income" such as income from MLPs. However, the Internal Revenue Code does not include any provision for a regulated investment company to pass the character of its qualified publicly traded partnership income through to its shareholders. As a result, although the Treasury Department has announced that it is considering adopting regulations to provide a pass-through, an investor who invests directly in MLPs will be able to receive the benefit of that deduction, while a shareholder in a fund currently will not.

Maturity | A fund will invest in fixed income securities of varying maturities. A fixed income security's maturity is one indication of the interest rate exposure of a security. Generally, the longer a fixed income security's maturity, the greater the risk. Conversely, the shorter a fixed income security's maturity, the lower the risk.

Micro-cap companies | Investments in micro-cap companies are subject to substantially greater risks of loss and price fluctuations, sometimes rapidly and unpredictably, because their earnings and revenues tend to be less predictable. In addition, some companies may experience significant losses. Since micro-capitalization companies may not have an operating history, product lines, or financial resources, their share prices also tend to be more volatile and their markets less liquid than companies with larger market capitalizations, and they can be sensitive to changes in overall economic conditions, interest rates, borrowing costs and earnings. The shares of micro-capitalization companies tend to trade less frequently than those of larger, more established companies, which can adversely affect the pricing of these securities and the future ability to sell these securities. Micro-capitalization companies face greater risk of business failure, which could increase the volatility of a fund's portfolio.

Mid-cap companies | Investments in mid-cap companies generally involve greater risks than investing in large-capitalization companies. Mid-cap companies may have narrower commercial markets and limited managerial and financial resources compared to larger, more established companies. The performance of mid-cap companies can be more volatile, and their stocks less liquid, compared to larger, more established companies, which could increase the volatility of a fund's portfolio and performance. Shareholders of a fund that invests in mid-cap companies should expect that the value of the fund's shares will be more volatile than a fund that invests exclusively in large-cap companies. Generally, the smaller the company size, the greater these risks.

Mortgage- and asset-backed securities | Mortgage- and asset-backed security risk arises in part from the potential for mortgage failure, particularly during periods of market downturn, premature repayment of principal, or a delay in the repayment of principal, and can increase in an unstable or depressed housing market. The reduced value of the fund's securities and the potential loss of principal as a result of a mortgagor's failure to repay would have a negative impact on the fund. If a borrower repays the principal early, a fund may have to reinvest the proceeds at a lower rate, thereby reducing a fund's income. Conversely, a delay in the repayment of principal could lengthen the expected maturity of the securities, thereby increasing the potential for loss when prevailing interest rates rise, which could cause the values of the securities to fall sharply. In a to-be-announced ("TBA") mortgage-backed transaction, a fund and the seller agree upon the issuer, interest rate and terms of the underlying mortgages. However, the seller does not identify the specific underlying mortgages until it issues the security. TBA mortgage-backed securities increase fund exposure to interest rate risks because the underlying mortgages may be less favorable than anticipated by a fund. In addition, certain mortgage-backed and mortgage-backed securities may include securities backed by pools of loans made to "subprime" borrowers or borrowers with blemished credit histories; the risk of defaults is generally higher in the case of mortgage pools that include such subprime mortgages.

Natural resources and precious metals | A fund's investments in the common stock of companies in natural resources and precious metals businesses and ETFs that invest in these companies or directly in precious metals are subject to the risks associated with natural resources and precious metals investments in addition to the general risk of the stock market. This means a fund is more vulnerable to price movements of natural resources and precious metals and market, economic and factors that particularly affect the metals and mining, agriculture, energy, refining and chemicals, energy transition and other industries. There is a risk that a fund will perform poorly when the stock market otherwise is performing well. Investments in natural resources and precious metals-related securities can be affected by numerous factors, including changes in supply of, or demand for, various natural resources or precious metals, changes in energy prices, international political and economic developments, economic conditions in large importation countries, import controls, civil conflict, actions to address climate change or other environmental factors, energy conservation, the success of exploration projects, fluctuation and changes in commodity or other raw material prices, production spending, changes in exchange rates, interest rates or inflation rates and/or investor expectations concerning such rates, increased competition, technological developments, labor relations, and tax and other government regulation and intervention. These factors could adversely affect the performance of companies in the natural resources and precious metals businesses and ETFs that invest in these companies or directly in precious metals, and the fund's performance could be affected by these factors.

Companies in natural resources and precious metals-related industries often have limited pricing power over supplies or the products they sell, which can affect such companies' profitability, and they are often capital-intensive and use significant leverage. The securities of companies in natural resources and precious metals-related industries may experience more price volatility than securities of companies in other industries, particularly those companies that have a high percentage of debt relative to equity in their capital structures. In addition, companies in natural resources and precious metals-related industries may be subject to the risks generally associated with extraction of natural resource and precious metals, such as the risks of mining and oil drilling, and the risks of the hazards associated with natural resources, such as natural or man-made disasters, fire, explosion, drought, liability for environmental damage claims, and increased regulatory and environmental costs, including mandated expenditures for safety and pollution control. Prices of precious metals and precious metal related securities have historically been volatile due to various economic, financial, social and political factors and may adversely affect the financial condition of companies involved with precious metals. Actions to address climate change could result in new laws and regulations to control or restrict emissions of greenhouse gases, including taxes or other charges, which could adversely affect the performance of companies in natural resources and precious metals-related industries. A number of political leaders have pledged to restrict greenhouse gas emissions, ban hydraulic fracturing of oil and natural gas wells and ban new leases for production of oil and natural gas on federal lands. Any such bans could result in material economic harm to those companies, and in turn, a fund.

Other investment companies, including money market funds and ETFs | Investments in the securities of other investment companies, including money market funds and exchange-traded funds ("ETFs") (which may, in turn invest in equities, bonds, and other financial vehicles), may involve duplication of advisory fees and certain other expenses. By investing in another investment company, a fund becomes a shareholder of that investment company. As a result, fund shareholders indirectly bear the fund's proportionate share of the fees and expenses paid by the other investment company, in addition to the fees and expenses fund shareholders indirectly bear in connection with the fund's own operations. Investments in other investment companies will subject a fund to the risks of the types of investments in which the investment companies invest including, for certain ETF investments, natural resources and precious metals companies and direct investments in gold and silver.

As a shareholder, a fund must rely on the other investment company to achieve its investment objective. If the other investment company fails to achieve its investment objective, the value of the fund's investment will typically decline, adversely affecting the fund's performance. In addition, because ETFs are listed on national stock exchanges and are traded like stocks listed on an exchange, ETF shares may potentially trade at a discount or a premium. Investments in ETFs are also subject to brokerage and other trading costs, which could result in greater expenses to a fund. Finally, because the value of ETF shares depends on the demand in the market, the portfolio manager may not be able to liquidate a fund's holdings of ETF shares at the most optimal time, adversely affecting the fund's performance. An ETF that tracks an index may not precisely replicate the returns of its benchmark index. A passively managed ETF may not be permitted to sell poorly performing stocks that are included in its index.

Portfolio turnover | A fund may engage in more active and frequent trading of portfolio securities to a greater extent than certain other mutual funds with similar investment objectives. A fund's turnover rate may vary greatly from year to year or during periods within a year. A high rate of portfolio turnover may lead to greater transaction costs, result in adverse tax consequences to investors (from increased recognition of net capital gains, which are taxable to shareholders when distributed to them) and adversely affect performance.

Prepayment and extension | Prepayment and extension risk is the risk that a bond or other fixed-income security or investment might, in the case of prepayment risk, be called or otherwise converted, prepaid or redeemed before maturity and, in the case of extension risk, might not be prepaid as expected. When interest rates fall, borrowers will generally repay the loans that underlie certain debt securities, especially mortgage-related and other types of asset backed securities, more quickly than expected, causing the issuer of the security to repay the principal or otherwise call, convert or redeem the security prior to the security's expected maturity date. If this occurs, no additional interest will be paid on the investment, and a fund may need to reinvest the proceeds at a lower interest rate, reducing its income, and may not benefit from an increase in value that may result from declining interest rates. Securities subject to prepayment risk generally offer less potential for gains when prevailing interest rates fall. If a fund buys those securities at a premium, accelerated prepayments on those securities could cause a fund to lose a portion of its principal investment. Any of these may result in a reduced yield to a fund. The impact of prepayments on the price of a security may be difficult to predict and may increase the security's price volatility. The rate of prepayments tends to increase as interest rates fall, which could cause the average maturity of the portfolio to shorten. Prepayments could also create capital gains tax liability in some instances. Conversely, extension risk is the risk that, as a result of higher interest rates or other factors, borrowers decrease prepayments. This may

result in the extension of a security's effective maturity, increase the risk of default or delayed payment, heighten interest rate risk and increase the potential for a decline in an investment's price. A rise in interest rates or lack of refinancing opportunities can cause a fund's average maturity to lengthen unexpectedly. This would increase a fund's sensitivity to rising rates and its potential for price declines. In addition, as a consequence of a decrease in prepayments, the amount of principal available to a fund for investment would be reduced. If a fund's investments are locked in at a lower interest rate for a longer period of time, a fund may be unable to capitalize on securities with higher interest rates or wider spreads. Extensions of obligations could cause a fund to exhibit additional volatility and hold securities paying lower-than-market rates of interest, which could hurt a fund's performance.

Quantitative strategy | The success of a fund's investment strategy may depend in part on the effectiveness of a subadviser's quantitative tools for screening securities. Securities selected using quantitative analysis can react differently to issuer, political, market, and economic developments than the market as a whole or securities selected using only fundamental analysis, which could adversely affect their value. A subadviser's quantitative tools may use factors that may not be predictive of a security's value, and any changes over time in the factors that affect a security's value may not be reflected in the quantitative model. The quantitative tools may not react as expected to market events, resulting in losses for a fund. Data for some companies, particularly non-U.S. companies, may be less available and/or less current than data for other companies. There may also be errors, omissions, imperfections or malfunctions in the computer code for the quantitative model or in the model itself, or issues relating to the computer systems used to screen securities. A subadviser's stock selection can be adversely affected if it relies on insufficient, erroneous or outdated data or flawed models or computer systems. Historical data inputs may be subject to revision or correction, which may diminish the reliability and predictive quality of results. Additionally, a previously successful strategy may become outdated or inaccurate, which may not be identified by a subadviser and therefore may also result in losses. Changing and unforeseen market dynamics could also lead to a decrease in the short-term or long-term effectiveness of a model. Models may lose their validity, leading to potential losses. No assurance can be given that a model will be successful under all or any market conditions. The increased use of artificial intelligence or other evolving or emerging technologies presents significant risks and may exacerbate the aforementioned risks.

Redemptions | A fund may experience periods of heavy redemptions that could cause a fund to sell assets at inopportune times or at a loss or depressed value. Redemption risk is greater to the extent that one or more investors or intermediaries control a large percentage of investments in a fund, have short investment horizons, or have unpredictable cash flow needs. The risk of loss is also greater if redemption requests are frequent, occur in times of overall market turmoil or declining prices for the securities sold, or when the securities a fund wishes to sell are illiquid. A general rise in interest rates has the potential to cause investors to move out of fixed income securities on a large scale, which may increase redemptions from mutual funds that hold large amounts of fixed income securities. This, coupled with a reduction in the ability or willingness of dealers and other institutional investors to buy or hold fixed income securities, may result in decreased liquidity and increased volatility in the fixed income markets, and heightened redemption risk. Heavy redemptions, whether by a few large investors or many smaller investors, could hurt a fund's performance.

Restricted Securities | Securities not registered in the U.S. under the Securities Act of 1933, as amended (the "Securities Act"), or in non-U.S. markets pursuant to similar regulations, including "Section 4(a)(2)" securities and "Rule 144A" securities, are restricted as to their resale. Such securities may not be listed on an exchange and may have no active trading market. Before they are registered, such securities may be sold only in a privately negotiated transaction or pursuant to an exemption from registration. As a result of the absence of a public trading market, the prices of these securities may be more difficult to determine than publicly traded securities and these securities may involve heightened risk as compared to investments in securities of publicly traded companies. They also may be more difficult to purchase or sell at an advantageous time or price because such securities may not be readily marketable in broad public markets, or may have to be held for a certain time period before they can be resold. The fund may not be able to sell a restricted security when the subadviser considers it desirable to do so and/or may have to sell the security at a lower price than the fund believes is its fair market value. In addition, transaction costs may be higher for restricted securities and the fund may receive only limited information regarding the issuer of a restricted security, so it may be less able to anticipate a loss. Also, if a fund's investment adviser or subadviser receives material non-public information about the issuer, a fund may, as a result, be legally prohibited from selling the securities. The fund may have to bear the expense of registering restricted securities for resale and the risk of substantial delays in effecting the registration. If, during such a delay, adverse market conditions were to develop, the fund might obtain a less favorable price than prevailed at the time it decided to seek registration of the security. Restricted securities may be difficult to value because market quotations may not be readily available, the securities may have significant volatility, and due to the lack of publicly available information. A restricted security that was liquid at the time of purchase may subsequently become illiquid.

Rule 144A is designed to facilitate efficient trading among institutional investors by permitting the sale of certain unregistered securities to qualified institutional buyers. To the extent restricted securities held by a fund qualify under Rule 144A and an institutional market develops for those securities, the fund likely will be able to dispose of the securities without registering them. To the extent that institutional buyers become, for a time, uninterested in purchasing these securities, investing in Rule 144A securities could increase the level of a fund's illiquidity. Nevertheless, the adviser or subadviser may determine that certain securities qualified for trading under Rule 144A are in fact liquid.

Sectors | A fund may hold a significant amount of investments in issuers conducting business in a related group of industries within the same economic sector, which may be similarly affected by particular economic or market events. To the extent a fund has substantial holdings within a particular sector, the risks to a fund associated with that sector increase and a fund may perform poorly during a downturn in one or more of the industries within that sector. In addition, when a fund focuses its investments in certain sectors of the economy, its performance could fluctuate more widely than if a fund invested more evenly across sectors. Individual sectors may be more volatile, and may perform differently, than the broader market. As a fund's portfolio changes over time, a fund's exposure to a particular sector may become higher or lower.

Financials sector | Financial services companies are subject to extensive governmental regulation, which may limit both the amounts and types of loans and other financial commitments they can make, the interest rates and fees they can charge, the scope of their activities, the prices they can charge and the amount of capital they must maintain. Profitability is largely dependent on the availability and cost of capital funds and can fluctuate significantly when interest rates change or due to increased competition. In addition, deterioration of the credit markets generally may cause an adverse impact in a broad range of markets, including U.S. and international credit and interbank money markets generally, thereby affecting a wide range of financial institutions and markets. Certain events in the financial sector may cause an unusually high degree of volatility in the financial markets, both domestic and foreign, and cause certain financial services companies to incur large losses. Securities of financial services companies may experience a dramatic decline in value when such companies experience substantial declines in the valuations of their assets, take action to raise capital (such as the issuance of debt or equity securities), or cease operations. Credit losses resulting from financial difficulties of borrowers and financial losses associated with investment activities can negatively impact the sector. Insurance companies may be subject to severe price competition. Adverse economic, business or political developments could adversely affect financial institutions engaged in mortgage finance or other lending or investing activities directly or indirectly connected to the value of real estate.

Health care sector | The health care sector may be affected by government regulations and government health care programs, restrictions on government reimbursement for medical expenses, increases or decreases in the cost of medical products and services and product liability claims, among other factors. Many health care companies are (1) heavily dependent on patent protection and intellectual property rights, such that the expiration of a patent or other impairment of intellectual property rights may adversely affect their profitability, (2) subject to extensive litigation based on product liability and similar claims, and (3) subject to competitive forces that may make it difficult to raise prices and may result in price discounting. Health care companies may also be thinly capitalized and susceptible to product obsolescence. Many health care products and services may be subject to regulatory approvals. The process of obtaining such approvals may be long and costly, and delays in or failure to receive such approvals may negatively impact the business of such companies. Additional or more stringent laws and regulations enacted in the future could have a material adverse effect on such companies in the health care sector. Issuers in the health care sector include issuers having their principal activities in the biotechnology industry or in medical laboratories and research, which pose additional risks. A biotechnology company's valuation can often be based largely on the potential or actual performance of a limited number of products and, accordingly, can be significantly affected if one or more of its products becomes obsolete or proves unsafe, ineffective or unprofitable. Many biotechnology companies invest heavily in research and development, and their products or services may not prove commercially successful or may become obsolete quickly due to technological change. Biotechnology companies can also be significantly affected by technological change and obsolescence, product liability lawsuits and consequential high insurance costs. Biotechnology companies are subject to regulation by, and the restrictions of, the Food and Drug Administration, the Environmental Protection Agency, state and local governments, and foreign regulatory authorities. A biotechnology company may be unable to raise prices on its products or services to cover its development and regulatory costs because of managed care pressure or price controls. Biotechnology stocks, especially those issued by smaller, less-seasoned companies, can be more volatile than the overall market.

Industrials sector | Companies in the industrials sector may be adversely affected by general economic trends, including employment, economic growth, and interest rates, changes in consumer sentiment and spending, commodity prices, which may be influenced or characterized by unpredictable factors, legislation, government regulation and spending, import controls, and worldwide competition. In addition, companies in the industrials sector may be adversely affected by liability for environmental damages, product liability claims, mandated expenditures for safety and pollution control, and exchange rates. These companies are affected by supply and demand for industrial sector products in general. The products of companies in the industrials sector also may face product obsolescence due to rapid technological developments and frequent new product introduction. The industrials sector includes companies engaged in the construction, engineering, machinery, energy services, transportation, professional services, and aerospace and defense industries.

Information technology sector | The information technology sector includes companies engaged in internet software and services, technology hardware and storage peripherals, electronic equipment, instruments and components, and semiconductors and semiconductor equipment. Information technology companies face intense competition, both domestically and internationally, which may have an adverse effect on profit margins. Information technology companies may have limited product lines, markets, financial resources or personnel. These companies may be smaller or newer and may have limited product lines, markets, financial resources or personnel. The market prices of information technology-related securities tend to exhibit a greater degree of interest rate risk and market risk and may experience sharper price fluctuations than other types of securities. These securities may fall in and out of favor with investors rapidly, which may cause sudden selling and dramatically lower market prices. The products of information technology companies may face rapid product obsolescence due to technological developments and frequent new product introduction, unpredictable changes in growth rates and competition for the services of qualified personnel. Failure to introduce new products, develop and maintain a loyal customer base or achieve general market acceptance for their products could have a material adverse effect on a company's business. Companies in the information technology sector also may be subject to increased government scrutiny or adverse government regulatory action. Additionally, companies in the information technology sector are heavily dependent on intellectual property and the loss of patent, copyright and trademark protections may adversely affect the profitability of these companies.

Securities lending | A fund may lend its portfolio securities to brokers, dealers and financial institutions to seek income. Borrowers of a fund's securities typically provide collateral in the form of cash that is reinvested in securities. A fund will be responsible for the risks associated with the investment of cash collateral. A fund may lose money on its investment of cash collateral or may fail to earn sufficient income on its investment to meet obligations to the borrower. There is a risk that a borrower may default on its obligations to return loaned securities; however, a fund's securities lending agent may indemnify

the fund against that risk. There is a risk that the assets of a fund's securities lending agent may be insufficient to satisfy any contractual indemnification requirements to the fund. In addition, delays may occur in the recovery of securities from borrowers, which could interfere with a fund's ability to vote proxies or to settle transactions, and there is the risk of possible loss of rights in the collateral should the borrower fail financially. In any case in which the loaned securities are not returned to a fund before an ex-dividend date, the payment in lieu of the dividend that the fund receives from the securities' borrower would not be treated as a dividend for federal income tax purposes and thus would not qualify for treatment as "qualified dividend income."

Short sales | A short sale creates the risk of a loss if the price of the underlying security increases in value between the date of the short sale and the date on which an offsetting position is purchased, thus increasing the cost to a fund of buying those securities to cover the short position. The potential for greater losses may be incurred due to general market forces, such as a lack of securities available for short sellers to borrow for delivery, or increases in the price of a security sold short. A fund may lose more money than the actual cost of a short sale investment. Also, there is the risk that the third party to the short sale may fail to honor its contract terms, causing a loss to a fund.

Small-cap companies | Investments in small-cap companies generally involve greater risks than investing in large-capitalization companies. Companies with smaller market capitalizations generally have lower volume of shares traded daily, less liquid stock and more volatile stock prices. Companies with smaller market capitalizations also tend to have a limited product or service base and limited access to capital. Newer companies with unproven business strategies also tend to be smaller companies. The above factors increase risks and make these companies more likely to fail than companies with larger market capitalizations, and could increase the volatility of a fund's portfolio and performance. Shareholders of a fund that invests in small-cap companies should expect that the value of the fund's shares will be more volatile than a fund that invests exclusively in mid-cap or large-cap companies. Generally, the smaller the company size, the greater these risks.

Sovereign and quasi-sovereign debt | An investment in sovereign and quasi-sovereign debt obligations involves special risks not present in corporate debt obligations. Sovereign and quasi-sovereign debt securities are issued or guaranteed by a sovereign government or entity affiliated with or backed by a sovereign government. The issuer of the sovereign or quasi-sovereign debt that controls the repayment of the debt may be unable or unwilling to repay principal or interest when due, and a fund may have limited recourse in the event of a default. In addition, these investments are subject to risk of payment delays or defaults due to, among other things: (1) country cash flow problems, (2) insufficient foreign currency reserves, (3) political considerations, (4) large debt positions relative to the country's economy, (5) policies toward foreign lenders or investors, (6) the failure to implement economic reforms required by the International Monetary Fund or other multilateral agencies, or (7) an inability or unwillingness to repay debts. It may be particularly difficult to enforce the rights of debt holders in emerging markets. A governmental entity that defaults on an obligation may request additional time in which to repay loans, may request to receive further loans, or may seek to restructure its obligations to reduce interest rates or outstanding principal. There is no legal process for collecting sovereign and quasi-sovereign debt that a government does not pay nor are there bankruptcy proceedings through which all or part of the sovereign debt that a governmental entity has not repaid may be collected. Sovereign and quasi-sovereign debt risk is increased for emerging markets issuers, which are among the largest debtors to commercial banks and foreign governments. At times, certain emerging market countries have declared moratoria on the payment of principal and interest on external debt. Certain emerging market countries have experienced difficulty in servicing their sovereign debt on a timely basis, which has led to defaults and the restructuring of certain indebtedness.

U.S. Government securities and Government sponsored enterprises | A security backed by the U.S. Treasury or the full faith and credit of the United States is guaranteed by the applicable entity only as to the stated interest rate and face value at maturity, not its current market price. The market prices for such securities are not guaranteed and will fluctuate with changes in interest rates and the credit rating of the U.S. government. Investments in securities issued by Government sponsored enterprises, such as Fannie Mae, Freddie Mac, FHLB, FFCB, Ginnie Mae and TVA, are debt obligations issued by agencies and instrumentalities of the U.S. Government. These obligations vary in the level of support they receive from the U.S. Government. Some obligations of Government sponsored enterprises are supported by the full faith and credit of the U.S. Treasury, while others may be supported by the issuer's ability to borrow from the U.S. Treasury, supported by the discretionary authority of the U.S. Government to purchase the agency obligations, or supported only by the credit of the issuer. The U.S. Government may choose not to provide financial support to U.S. Government sponsored agencies or instrumentalities if it is not legally obligated to do so. In such circumstances, if the issuer defaulted, a fund may not be able to recover its investment from the U.S. Government. Like all bonds, U.S. Government securities and Government-sponsored enterprise bonds are also subject to interest rate risk, credit risk and market risk. The rising U.S. national debt may lead to adverse impacts on the value of U.S. Government securities due to potentially higher costs for the U.S. Government to obtain new financing. The maximum potential liabilities of the issuers of some securities issued by the U.S. government or government-sponsored enterprises that are held by a fund may greatly exceed their current resources, including any legal right to support from the U.S. Treasury. It is possible that the U.S. government and government-sponsored enterprises will not be able to meet their payment obligations in the future, which would adversely affect the value of a fund's investments.

U.S. Treasury obligations | Securities issued or guaranteed by the U.S. Treasury are backed by the "full faith and credit" of the United States; however, the U.S. Government guarantees the securities only as to the stated interest rate and face value at maturity, not their current market price, and the market prices of such securities may fluctuate. The market value of U.S. Treasury obligations may vary due to fluctuations in interest rates. In addition, changes to the financial condition or credit rating of the U.S. Government may cause the market value of a fund's investments in obligations issued by the U.S. Treasury to decline. Certain political events in the U.S., such as a prolonged government shutdown, the U.S. government's inability at times to agree on a long-term budget and deficit reduction plan, and threats not to increase the federal government's debt limit, which may result in a potential default on the national debt, may also cause investors to lose confidence in the U.S. Government and may cause the market value of U.S. Treasury obligations to decline. Because U.S. Treasury securities trade actively outside the United States, their prices may also rise and fall as changes in global economic conditions affect the demand for

these securities. The total public debt of the U.S. as a percent of GDP has grown rapidly in recent years. Although high debt levels do not necessarily indicate or cause economic problems, they have the potential to create systemic risks if sound debt management practices are not implemented.

Valuation | Securities held by a fund may be priced by an independent pricing service and also may be priced using dealer quotes or fair valuation methodologies in accordance with valuation procedures adopted by the fund's Board. The prices provided by the independent pricing service or dealers or the fair valuations may be different from the prices used by other mutual funds or from the prices at which securities are actually bought and sold. This risk may be pronounced for investments that may be illiquid or may become illiquid and for securities that trade in relatively thin markets and/or markets that experience extreme volatility.

Value stocks | Investments in value stocks are subject to the risk that their true worth may not be fully realized by the market or that their prices may decline. This may result in the value stocks' prices remaining undervalued for extended periods of time. A fund's performance also may be affected adversely if value stocks remain unpopular with or lose favor among investors. If a value investment style shifts out of favor based on market conditions and investor sentiment, a fund could underperform funds that use a non-value approach to investing or have a broader investment style.

Management of Funds

PROSPECTUS | 5.1.2025

Investment Adviser

Carillon Series Trust (the “Trust” or the “Carillon Family of Funds”) is a Delaware statutory trust, and is registered under the Investment Company Act of 1940, as amended, as an open-end diversified management investment company. The Trust offers shares in separate series (each a “fund” and collectively the “funds”), each of which is advised by Carillon Tower Advisers, Inc. (“Carillon” or “Manager”). On September 30, 2022, Carillon began also doing business as Raymond James Investment Management. This did not involve any change in Carillon’s structure, ownership, or control.

Carillon, located at 880 Carillon Parkway, St. Petersburg, Florida 33716, serves as investment adviser and administrator for the funds. Carillon manages, supervises and conducts the business and administrative affairs of the funds. Carillon is a wholly owned subsidiary of Raymond James Financial, Inc. (“RJF”) which, together with its subsidiaries, provides a wide range of financial services to retail and institutional clients. As of December 31, 2024, Carillon and its investment management affiliates collectively had approximately \$110.86 billion in assets under management.

The basis for the Board’s approval of each Investment Advisory Agreement with Carillon is included in the funds’ Annual Financial Statements as filed in Form N-CSR with the SEC for the 12 month period ended December 31, 2024. The table below contains the effective investment advisory fee rate for the last fiscal year for each fund as a percentage of each fund’s average daily net assets, which takes into account breakpoints, as applicable. For funds that have breakpoints in their fee rate, the advisory fee rate may decline as assets increase.

Fund	Fee Rates Charged		
	Contractual Rate	Waivers	Aggregate Rate
Carillon Chartwell Mid Cap Value Fund	0.65%	-0.45%	0.20%
Carillon Chartwell Small Cap Growth Fund (1)	0.75%	-0.75%	0.00%
Carillon Chartwell Small Cap Value Fund	0.80%	-0.19%	0.61%
Carillon ClariVest Capital Appreciation Fund (1)	0.60%	-0.13%	0.47%
Carillon ClariVest International Stock Fund	0.70%	-0.04%	0.66%
Carillon Eagle Growth & Income Fund	0.47%	0.00%	0.47%
Carillon Eagle Mid Cap Growth Fund	0.51%	0.00%	0.51%
Carillon Eagle Small Cap Growth Fund	0.60%	0.00%	0.60%
Carillon Scout Mid Cap Fund	0.73%	-0.03%	0.70%
Carillon Chartwell Small Cap Fund	0.60%	-0.02%	0.62%
Carillon Chartwell Real Income Fund (1)	0.40%	-0.11%	0.29%
Carillon Chartwell Short Duration High Yield Fund	0.30%	-0.09%	0.21%
Carillon Reams Core Bond Fund	0.35%	-0.19%	0.17%
Carillon Reams Core Plus Bond Fund	0.40%	-0.16%	0.24%
Carillon Reams Unconstrained Bond Fund	0.50%	-0.19%	0.32%

(1) Effective January 18, 2025, the contractual fee rate of the Carillon Chartwell Small Cap Growth Fund has been changed to 0.60% on \$0 to \$500 million in average daily net assets, 0.55% on \$500 million to \$1 billion in average daily net assets, and 0.50% on average daily net assets over \$1 billion. Effective May 1, 2025: (a) the contractual fee rate of the Carillon ClariVest Capital Appreciation Fund has been changed to 0.50% on \$0 to \$1 billion in average daily net assets, and 0.45% on average daily net assets over \$1 billion; and (b) the contractual fee rate of the Carillon Chartwell Real Income Fund has been changed to 0.30% on \$0 to \$1.75 billion in average daily net assets, 0.28% on \$1.75 billion to \$3.5 billion in average daily net assets, and 0.26% on average daily net assets over \$3.5 billion.

Each fund has entered into an Administration Agreement with Carillon under which each fund pays Carillon for various administrative services at a rate of 0.10% of the average daily net assets for all share classes.

Carillon is registered as an investment adviser under the Investment Advisers Act of 1940, as amended. On behalf of each fund, either an exemption from regulation as a commodity pool operator under the Commodity Exchange Act has been claimed with the National Futures Association or registration is not applicable with respect to the fund, and Carillon is exempt from registration as a commodity trading adviser under Commodity Futures Trading Commission Regulation 4.14(a)(8) with respect to the fund.

As a fund's asset levels change, its fees and expenses may differ from those reflected in the fund's fee tables. For example, as asset levels decline, expense ratios may increase. Carillon has contractually agreed to waive its investment advisory fee and/or reimburse certain expenses of a fund to the extent that annual operating expenses of each class exceed a percentage of that class' average daily net assets through April 30, 2026 as follows:

Contractual Expense Limitations

	Class A	Class C	Class I	Class R-6
Carillon Chartwell Mid Cap Value Fund	1.20%	1.95%	0.90%	0.80%
Carillon Chartwell Small Cap Growth Fund	1.25%	2.00%	0.95%	0.85%
Carillon Chartwell Small Cap Value Fund	1.35%	2.10%	1.05%	0.95%
Carillon ClariVest Capital Appreciation Fund	1.05%	1.80%	0.75%	0.65%
Carillon ClariVest International Stock Fund	1.25%	2.00%	0.95%	0.85%
Carillon Eagle Growth & Income Fund	1.25%	2.00%	0.95%	0.85%
Carillon Eagle Mid Cap Growth Fund	1.20%	1.95%	0.90%	0.80%
Carillon Eagle Small Cap Growth Fund	1.25%	2.00%	0.95%	0.85%
Carillon Scout Mid Cap Fund	1.25%	2.00%	0.95%	0.85%
Carillon Chartwell Small Cap Fund	1.25%	2.00%	0.95%	0.85%
Carillon Chartwell Real Income Fund	0.85%	1.60%	0.55%	0.45%
Carillon Chartwell Short Duration High Yield Fund	0.79%	1.54%	0.49%	0.39%
Carillon Reams Core Bond Fund	0.75%	1.50%	0.45%	0.35%
Carillon Reams Core Plus Bond Fund	0.80%	1.55%	0.50%	0.40%
Carillon Reams Unconstrained Bond Fund	0.90%	1.65%	0.60%	0.50%

For each fund, the expense limitation excludes interest, taxes, brokerage commissions, costs relating to investments in other investment companies (acquired fund fees and expenses), dividend and interest costs, and extraordinary expenses. The contractual fee waivers can be changed only with the approval of a majority of the Board. Any reimbursement of fund expenses or reduction in Carillon's investment advisory fees is subject to recoupment by Carillon within the following two fiscal years, provided that such recoupment will not cause the fund's expense ratio to exceed both the expense cap at the time such amounts were waived or reimbursed, or the fund's then-current expense cap.

The amount of the subadvisory fee paid by Carillon to Chartwell, ClariVest, Eagle or Scout, as applicable, is reduced by the amount of the fees waived and/or expenses reimbursed by Carillon and Carillon provides to these subadvisers any recoupment that Carillon receives from the funds.

Subadvisers

Carillon has selected the following subadvisers to provide investment advice and portfolio management services to the funds' portfolios:

- Chartwell, 1205 Westlakes Drive, Suite 100, Berwyn, PA 19312 serves as the subadviser to the Carillon Chartwell Mid Cap Value Fund, Carillon Chartwell Small Cap Fund, Carillon Chartwell Small Cap Growth Fund, Carillon Chartwell Small Cap Value Fund, Carillon Chartwell Real Income Fund and Carillon Chartwell Short Duration High Yield Fund.
- Eagle Asset Management, Inc. ("Eagle"), 880 Carillon Parkway, St. Petersburg, FL 33716, serves as the subadviser to the Carillon Eagle Growth & Income Fund, Carillon Eagle Mid Cap Growth Fund and Carillon Eagle Small Cap Growth Fund.
- ClariVest, 3611 Valley Centre Drive, Suite 100, San Diego, CA 92130, serves as the subadviser to the Carillon ClariVest Capital Appreciation Fund and the Carillon ClariVest International Stock Fund.
- Scout, Inc., 1201 Walnut Street, 21st Floor, Kansas City, MO 64106, serves as the subadviser to the Carillon Scout Mid Cap Fund, Carillon Reams Core Bond Fund, Carillon Reams Core Plus Bond Fund, and Carillon Reams Unconstrained Bond Fund. Scout's Reams Asset Management division, 111 Monument Circle, Indianapolis, IN 46204, provides subadvisory services to the Carillon Reams Core Bond Fund, Carillon Reams Core Plus Bond Fund, and Carillon Reams Unconstrained Bond Fund.

The basis for the Board's approval of each Subadvisory Agreement is included in the funds' Annual Financial Statements as filed in Form N-CSR with the SEC for the 12 month period ended December 31, 2024.

The funds currently operate in a multi-manager structure pursuant to an exemptive order issued by the Securities and Exchange Commission ("SEC"). The order permits Carillon, subject to certain conditions, to enter into new or modified subadvisory agreements with existing or new subadvisers without the approval of fund shareholders, but subject to approval by the Board. Carillon has the ultimate responsibility for overseeing the funds' subadvisers and recommending their hiring, termination and replacement, subject to oversight by the Board. The order also grants Carillon and the funds relief with respect to the disclosure of the advisory fees paid to individual subadvisers in various documents filed with the SEC and provided to shareholders. Pursuant to this relief, the funds may disclose the aggregate fees payable to Carillon and wholly-owned subadvisers and the aggregate fees payable to unaffiliated subadvisers and subadvisers affiliated with Carillon or RJF, other than wholly-owned subadvisers.

If a fund relies on the order to hire a new subadviser, the fund will provide shareholders with certain information regarding the subadviser within 90 days of hiring the new subadviser, as required by the order.

In the future, Carillon may propose the addition of one or more additional subadvisers, subject to approval by the Board and, if required by the 1940 Act, or any applicable exemptive relief, fund shareholders. The Prospectus will be supplemented if additional investment subadvisers are retained or the contract with any existing subadviser is terminated.

Portfolio Managers

The following portfolio managers are responsible for the day-to-day management of the investment portfolio:

- Carillon Chartwell Mid Cap Value Fund and Carillon Chartwell Small Cap Value Fund – T. Ryan Harkins, CFA® and Reid T. Halloran are jointly and primarily responsible for the day-to-day management of the Carillon Chartwell Mid Cap Value Fund and Carillon Chartwell Small Cap Value Fund.

T. Ryan Harkins, CFA®, has 26 years of investment experience. Mr. Harkins is a Senior Portfolio Manager and has been with Chartwell since 2007. Prior to joining Chartwell, Mr. Harkins was a Portfolio Manager and Research Analyst at Credit Suisse Asset Management where he co-managed the firm's small cap value strategy. From 1997 to 2000, he was an Investment Banker at Morgan Keegan & Company where he specialized in private placements for small public and private companies. Mr. Harkins holds a Bachelor's degree from Duke University, an MBA from University of Pennsylvania's Wharton School and is a Chartered Financial Analyst.

Reid T. Halloran has 18 years of investment experience. Mr. Halloran began serving as Portfolio Manager on January 1, 2024 and has been with Chartwell since 2010 as a Research Analyst. Prior to joining Chartwell in 2010, Reid worked as an Investment Analyst at Aberdeen Asset Management in the North

American Equities division. Reid earned a Bachelor of Science degree in Business Management from Babson College. He began his investment career in 2006.

- Carillon Chartwell Small Cap Fund and Carillon Chartwell Small Cap Growth Fund – Frank L. Sustersic, CFA® and Theresa H. Tran, CFA® are jointly and primarily responsible for the day-to-day management of the Carillon Chartwell Small Cap Fund and the Carillon Chartwell Small Cap Growth Fund.

Frank L. Sustersic, CFA®, has 35 years of investment experience. Mr. Sustersic has been a Senior Portfolio Manager with Chartwell since October 2016 and has managed the Carillon Chartwell Small Cap Growth Fund since 2022 and the Carillon Chartwell Small Cap Fund since 2025. Mr. Sustersic earned a Bachelor of Science degree in Economics from The University of Pennsylvania and holds a Chartered Financial Analyst designation. From 2014 to February 2016, Mr. Sustersic worked as a Portfolio Manager at Lazard Asset Management. Prior to that, he worked as a Portfolio Manager at Turner Investments from 1994 to March 2014. In addition, Mr. Sustersic worked as a Portfolio Manager at First Fidelity Bank Corporation from 1989 to April 1994. Mr. Sustersic is a member of the CFA® Institute and the CFA® Society of Philadelphia.

Theresa H. Tran, CFA®, has 20 years of investment experience. Ms. Tran has been a Portfolio Manager/Senior Analyst with Chartwell since July 2022 and has managed the Carillon Chartwell Small Cap Growth Fund since 2022 and the Carillon Chartwell Small Cap Fund since 2025. Ms. Tran earned a Bachelor of Business Administration degree from Temple University, Fox School of Business and holds a Chartered Financial Analyst designation. From 2020 to June 2022, Ms. Tran worked as an Equity Research Analyst at Voya Investment Management. Prior to that, she worked as an Investment Analyst from 2017 to March 2020 at Chartwell. In addition, Ms. Tran was previously employed at Merck & Co., Inc. from 2016 – August 2017 where she served as Associate Director of Strategy and Planning; American Century Investments from 2015 – May 2016 where she served as an Investment Analyst; Turner Investments from 2007 – May 2014 where she served as an Analyst; and Towers Watson from 2004 to June 2007 where she served as a Health and Welfare Associate. Ms. Tran is a member of the CFA® Institute and the CFA® Society of Philadelphia.

- Carillon ClariVest Capital Appreciation Fund – Ed Wagner, CFA®, Amanda Freeman, CFA®, C. Frank Feng, Ph.D., and Todd N. Wolter, CFA® are Portfolio Co-Managers of the fund and are jointly and primarily responsible for the day-to-day management of the fund. Mr. Wagner and Dr. Feng have been Portfolio Co-Managers of the fund since 2013. Dr. Feng has served as a portfolio manager at ClariVest since co-founding it in 2006. Mr. Wagner joined ClariVest in 2007 as a portfolio manager. Prior to forming ClariVest in 2006, Dr. Feng was a portfolio manager at Nicholas-Applegate Capital Management. Prior to joining ClariVest in 2007, Mr. Wagner was a business analyst at Advent Software. Mr. Wolter, Chief Investment Officer – U.S. and Alternative Strategies for ClariVest, provides strategic direction and oversight for the investment process used for the fund and has been a Portfolio Co-Manager of the fund since February 2019. Mr. Wolter has served as Portfolio Co-Manager at ClariVest since co-founding the firm in 2006. Ms. Freeman joined ClariVest in 2017. Prior to joining ClariVest in 2017, Ms. Freeman worked as a Development Officer at the Marine Corps Scholarship Foundation and a Senior Consultant at Booz Allen Hamilton. Ms. Freeman earned a Bachelor of Arts degree in English from Ohio University; a Master of Business Administration from the University of Phoenix; a Master in Public Administration from Harvard Kennedy School; and a Master of Finance from the University of California, San Diego. She began her investment career in 2017.
- Carillon ClariVest International Stock Fund – David R. Vaughn, CFA®, Alex Turner, CFA®, and Gashi Zengeni, CFA®, are Portfolio Managers of the fund and are jointly and primarily responsible for the day-to-day management of the fund – Mr. Vaughn since its inception in 2013, Mr. Turner since 2015, and Ms. Zengeni since April 2021. Mr. Vaughn has served as Portfolio Manager at ClariVest since co-founding it in 2006. Mr. Turner served as Assistant Portfolio Manager of the fund from its inception until 2015. Prior to joining ClariVest in 2008, Mr. Turner served as a Quantitative Analytic Specialist at FactSet Research Systems, Inc. Ms. Zengeni, CFA®, served as Assistant Portfolio Manager of the fund from April 2020 - March 2021, and previously as an Investment Analyst at ClariVest since 2015.
- Carillon Eagle Growth & Income Fund – Brad Erwin, CFA®, Jeffrey D. Bilsky, Michael Rich, CFA®, are Portfolio Managers of the fund and are jointly and primarily responsible for the day-to-day management of the fund. Mr. Erwin has served as Managing Director at Eagle since 2025 and has served as the fund's Portfolio Manager since July 2019. Mr. Bilsky has served as the fund's Portfolio Manager since August 2023. Mr. Rich has served as the fund's portfolio manager since May 2025. Mr. Erwin was previously with Eagle Asset Management from 2000 to 2007 and rejoined the firm in 2015. Mr. Erwin has 29 years of investment experience as an Analyst and Portfolio Manager. Mr. Erwin earned a B.S. in Finance from Miami (OH) University and is a CFA® charterholder. Mr. Bilsky is a Portfolio Co-Manager at Chartwell Investment Partners, LLC ("Chartwell"). He is also an employee of Eagle and serves as a Portfolio Manager of the fund in his capacity as an employee of Eagle. Mr. Bilsky has 18 years of investment experience. Mr. Bilsky has been with Chartwell since 2015 and with Eagle since 2023. Prior to joining Chartwell, Mr. Bilsky was employed at Cruiser Capital, a long-short hedge fund, where he served as a Portfolio Analyst. From 2008 to 2011, he was a Vice President in Institutional Sales and Trading at Hudson Securities. Prior to Hudson Securities, he spent two years at Banc of America Securities as an Analyst in Institutional Sales and Trading. Mr. Bilsky holds a Bachelor's degree from University of Pennsylvania and an MBA from University of Pennsylvania's Wharton School. Mr. Rich previously served as the fund's Senior Research Analyst from 2023 through April 2025. Mr. Rich joined Eagle in 2016 and has 18 years of investment experience. Prior to joining Eagle, Mr. Rich served as an Equity Research Associate at Raymond James & Associates. Mr. Rich earned a B.S. in Business Administration from Boston University and is a CFA® charterholder.
- Carillon Eagle Mid Cap Growth Fund – Eric Mintz, CFA®, Dr. Christopher Sassouni, D.M.D. and David Cavanaugh are Portfolio Managers of the fund and are jointly and primarily responsible for the day-to-day management of the fund – Mr. Mintz since 2011, Dr. Sassouni since 2020 and Mr. Cavanaugh since June 2022. Previously, Mr. Mintz served as Assistant Portfolio Manager since 2008 and Senior Research Analyst since 2005, Dr. Sassouni served as

Assistant Portfolio Manager of the fund and Vice President of Eagle since 2006 and Senior Research Analyst since 2003 and Mr. Cavanaugh served as Senior Research Analyst of the fund since 2017.

- Carillon Eagle Small Cap Growth Fund – Eric Mintz, CFA®, Dr. Christopher Sassouni, D.M.D., and David Cavanaugh are Portfolio Managers of the fund and are jointly and primarily responsible for the day-to-day management of the fund. Mr. Mintz has been Portfolio Manager of the fund since 2011. Previously, Mr. Mintz served as Assistant Portfolio Manager since 2008 and Senior Research Analyst at Eagle since 2005. Dr. Sassouni has been Portfolio Manager of the fund since 2020. Previously, Dr. Sassouni served as Assistant Portfolio Manager since 2015, Vice President of Eagle since 2006 and Senior Research Analyst since 2003. Mr. Cavanaugh has been Portfolio Manager of the fund since June 2022. Previously, Mr. Cavanaugh served as Senior Research Analyst of the fund since 2017.
- Carillon Scout Mid Cap Fund – Derek M. Smashey, CFA®, John A. Indellicate II, CFA®, Jason J. Votruba, CFA®, and Eric Chenoweth, CFA®, are Portfolio Co-Managers of the fund. Messrs. Smashey, Indellicate, Votruba and Chenoweth are jointly and primarily responsible for the day-to-day management of the fund. Mr. Smashey served as Portfolio Co-Manager of the fund's predecessor from its inception in 2006 to 2017. Messrs. Indellicate and Votruba served as Portfolio Co-Managers of the fund's predecessor from 2011 and 2013, respectively, to 2017. Mr. Smashey joined Scout in 2006, following previous employment at Nations Media Partners, Inc. from 2003-2006, where he served as an associate director, and Sprint Corporation from 2000-2003 where he served as Internal Consultant. Mr. Smashey earned his Bachelor of Science in Finance from Northwest Missouri State University and his MBA from the University of Kansas. Mr. Smashey is a CFA® charterholder and a member of the CFA® Society Kansas City as well as the CFA® Institute. Mr. Indellicate joined Scout in 2004 and has since served as a quantitative analyst and a securities analyst. He earned his Bachelor of Arts in Economics from Harvard University. Mr. Indellicate is a CFA® charterholder and a member of the CFA® Society Kansas City as well as the CFA® Institute. Previously, Mr. Votruba served as a portfolio manager of the Carillon Chartwell Small Cap Fund since he joined Scout in 2002. Prior to joining Scout, Mr. Votruba provided investment advice at George K. Baum & Company from 2000-2002 and Commerce Bank from 1998-2000. Mr. Votruba earned his Bachelor of Science in Business Administration from Kansas State University. He is a CFA® charterholder and a member of the CFA® Society Kansas City as well as the CFA® Institute. Mr. Chenoweth joined Scout in 2011 and has since served as a senior investment analyst. Prior to joining Scout, Mr. Chenoweth was the Director of Global Energy Equity Research for Morningstar, Inc. from 2003-2011. Mr. Chenoweth earned his MBA with a concentration in Accounting and Finance from the Booth School of Business at the University of Chicago and Bachelor of Arts degree in Mathematics and Economics from the University of Chicago. Mr. Chenoweth is a CFA® charterholder and a member of the CFA® Society Kansas City as well as the CFA® Institute.
- Carillon Chartwell Real Income Fund – T. Ryan Harkins, CFA®, Andrew S. Toburen, CFA®, Thomas R. Coughlin, CFA®, CMT, Jeffrey D. Bilskey, John M. Hopkins, CFA®, Christine F. Williams, and Reid T. Halloran are jointly and primarily responsible for the day-to-day management of the Carillon Chartwell Real Income Fund.

T. Ryan Harkins, CFA®, has 26 years of investment experience. Mr. Harkins is a Senior Portfolio Manager and has been with Chartwell since 2007. Prior to joining Chartwell, Mr. Harkins was a Portfolio Manager and Research Analyst at Credit Suisse Asset Management where he co-managed the firm's small cap value strategy. From 1997 to 2000, he was an Investment Banker at Morgan Keegan & Company where he specialized in private placements for small public and private companies. Mr. Harkins holds a Bachelor's degree from Duke University, an MBA from University of Pennsylvania's Wharton School and is a Chartered Financial Analyst.

Andrew S. Toburen, CFA®, has 30 years of investment experience. Mr. Toburen is a Senior Portfolio Manager and has been with Chartwell since 1999. He is responsible for overseeing all of the high yield fixed income assets at Chartwell. From 1994 to 1997, Mr. Toburen was part of a team managing over \$3 billion in high yield corporate bond assets at Nomura Corporate Research and Asset Management, Inc. Mr. Toburen holds a Bachelor's degree in Economics from Yale University and an MBA from Cornell University's Johnson School of Management and is a Chartered Financial Analyst. Mr. Toburen is a member of the CFA® Institute and the CFA® Society of Philadelphia.

Thomas R. Coughlin, CFA®, CMT, has 19 years of investment experience. Mr. Coughlin is a Portfolio Manager and Senior Analyst and has been with Chartwell since 2008. Prior to joining Chartwell, Tom was employed at Janney Montgomery Scott, LLC. He held multiple analyst positions at Janney Montgomery Scott, LLC. Mr. Coughlin holds a Bachelor's degree from Swarthmore College and is a Chartered Financial Analyst and a Chartered Market Technician.

Jeffrey D. Bilskey, has 19 years of investment experience. Mr. Bilskey is a Portfolio Co-Manager and has been with Chartwell since 2015. Prior to joining Chartwell, Mr. Bilskey was employed at Cruiser Capital, a long-short hedge fund, where he served as a Portfolio Analyst. From 2008 to 2011, he was a Vice President in Institutional Sales and Trading at Hudson Securities. Prior to Hudson Securities, he spent two years at Banc of America Securities as an Analyst in Institutional Sales and Trading. Mr. Bilskey holds a Bachelor's degree from University of Pennsylvania and an MBA from University of Pennsylvania's Wharton School.

John M. Hopkins, CFA®, has 33 years of investment experience. Mr. Hopkins is a Portfolio Manager and Senior Analyst and has been with Chartwell since 2007. From May of 2004 to 2007, Mr. Hopkins worked for Collateral Processing Group, LLC where he was a Founder and Managing Principal. From 1999 to 2003 he worked for Sunrock Capital Corporation where he was Chief Financial Officer. From 1997 to 1999, he worked for Chase Securities, Inc. where he was a Senior High Yield Analyst. Mr. Hopkins holds a Bachelor's degree in both Finance and Economics, and a Minor in Spanish, from Pennsylvania State University and is a Chartered Financial Analyst. Mr. Hopkins is a member of the CFA® Institute and the CFA® Society of Philadelphia.

Christine F. Williams, has 36 years of investment experience. Ms. Williams is a Managing Partner and Senior Portfolio Manager and has been with Chartwell since its inception in 1997. She is responsible for overseeing all of the high grade fixed income assets at Chartwell. From 1990 to 1997, Ms. Williams was an Assistant Vice President in Fixed Income at Meridian Investment Company where she was part of the fixed income team managing close to \$2 billion in assets. In addition to her tax exempt responsibilities, she managed the Pennsylvania Municipal Mutual Fund and the General Market Personal Trust Municipal Fund. She began her career at Merrill Lynch. Ms. Williams holds a Bachelor's degree in Economics from the University of Delaware and a Master's Degree in Finance from St. Joseph's University. Ms. Williams is a member of the CFA® Institute and the CFA® Society of Philadelphia.

Reid T. Halloran has 18 years of investment experience. Mr. Halloran began serving as Portfolio Manager on January 1, 2024 and has been with Chartwell since 2010 as a Research Analyst. Prior to joining Chartwell in 2010, Reid worked as an Investment Analyst at Aberdeen Asset Management in the North American Equities division. Reid earned a Bachelor of Science degree in Business Management from Babson College. He began his investment career in 2006.

- Carillon Chartwell Short Duration High Yield Fund – Andrew S. Toburen, CFA®, John M. Hopkins, CFA®, and Christine F. Williams are jointly and primarily responsible for the day-to-day management of the Carillon Chartwell Short Duration High Yield Fund.

Andrew S. Toburen, CFA®, has 30 years of investment experience. Mr. Toburen is a Senior Portfolio Manager and has been with Chartwell since 1999. He is responsible for overseeing all of the high yield fixed income assets at Chartwell. From 1994 to 1997, Mr. Toburen was part of a team managing over \$3 billion in high yield corporate bond assets at Nomura Corporate Research and Asset Management, Inc. Mr. Toburen holds a Bachelor's degree in Economics from Yale University and an MBA from Cornell University's Johnson School of Management and is a Chartered Financial Analyst. Mr. Toburen is a member of the CFA® Institute and the CFA® Society of Philadelphia.

John M. Hopkins, CFA®, has 33 years of investment experience. Mr. Hopkins is a Portfolio Manager and Senior Analyst and has been with Chartwell since 2007. From May of 2004 to 2007, Mr. Hopkins worked for Collateral Processing Group, LLC where he was a Founder and Managing Principal. From 1999 to 2003 he worked for Sunrock Capital Corporation where he was Chief Financial Officer. From 1997 to 1999, he worked for Chase Securities, Inc. where he was a Senior High Yield Analyst. Mr. Hopkins holds a Bachelor's degree in both Finance and Economics, and a Minor in Spanish, from Pennsylvania State University and is a Chartered Financial Analyst. Mr. Hopkins is a member of the CFA® Institute and the CFA® Society of Philadelphia.

Christine F. Williams, has 36 years of investment experience. Ms. Williams is a Managing Partner and Senior Portfolio Manager and has been with Chartwell since its inception in 1997. She is responsible for overseeing all of the high grade fixed income assets at Chartwell. From 1990 to 1997, Ms. Williams was an Assistant Vice President in Fixed Income at Meridian Investment Company where she was part of the fixed income team managing close to \$2 billion in assets. In addition to her tax exempt responsibilities, she managed the Pennsylvania Municipal Mutual Fund and the General Market Personal Trust Municipal Fund. She began her career at Merrill Lynch. Ms. Williams holds a Bachelor's degree in Economics from the University of Delaware and a Master's Degree in Finance from St. Joseph's University. Ms. Williams is a member of the CFA® Institute and the CFA® Society of Philadelphia.

- Carillon Reams Core Bond Fund, Carillon Reams Core Plus Bond Fund, and Carillon Reams Unconstrained Bond Fund – Mark M. Egan, CFA®, has served as the Lead Portfolio Manager of each fund and Todd C. Thompson, CFA® and Clark W. Holland, CFA®, have served as Portfolio Co-Managers of each fund since each fund's inception in 2017. Jason J. Hoyer, CFA®, has served as Portfolio Co-Manager of each fund since April 2018. Tilak "Dimitri" Silva, CFA®, has served as Portfolio Co-Manager of each fund since March 2021. Neil Aggarwal has served as Portfolio Co-Manager of each fund since March 2023. Messrs. Egan, Thompson, Holland, Hoyer, Silva and Aggarwal are jointly and primarily responsible for the day-to-day management of each fund. Mr. Egan served as the Lead Portfolio Manager of the Carillon Reams Core Bond Fund's predecessor and Mr. Thompson served as Portfolio Co-Manager of the Carillon Reams Core Bond Fund's predecessor from its inception in 2001 to 2017. Mr. Holland served as Portfolio Co-Manager of the Carillon Reams Core Bond Fund's predecessor from 2014 to 2017. Mr. Egan served as Lead Portfolio Manager of the Carillon Reams Core Plus Bond Fund's predecessor from its inception in 1996 to 2017. Messrs. Thompson and Holland served as Portfolio Co-Managers of the Carillon Reams Core Plus Bond Fund's predecessor from 2000, 2001, 2009 and 2014, respectively, to 2017. Mr. Egan served as Lead Portfolio Manager of the Carillon Reams Unconstrained Bond Fund's predecessor and Mr. Thompson served as Portfolio Co-Manager of the Carillon Reams Unconstrained Bond Fund's predecessor from its inception in 2011 to 2017. Mr. Holland served as Portfolio Co-Manager of the Carillon Reams Unconstrained Bond Fund's predecessor from 2014 to 2017.

Mr. Egan joined Scout in 2010. He oversees the entire fixed income division of Scout, Reams Asset Management, and retains oversight over all investment decisions. Mr. Egan was a portfolio manager of Reams Asset Management Company, LLC from 1994 until 2010 and was a portfolio manager of Reams Asset Management Company, Inc. from 1990 until 1994. Mr. Egan was a portfolio manager of National Investment Services until 1990. He is a CFA® charterholder and a member of the CFA® Institute.

Mr. Thompson joined Scout in 2010. He assumed the role of deputy chief investment officer in 2023. Mr. Thompson was a portfolio manager at Reams from 2001 until 2010. He was a portfolio manager at Conseco Capital Management from 1999 until June 2001 and was a portfolio manager at the Ohio Public Employees Retirement System from 1994 until 1999. Mr. Thompson is a CFA® charterholder and a member of the CFA® Institute.

Mr. Holland joined Scout in 2010 and became a portfolio manager in 2014. He was a portfolio analyst at Scout from 2010 until 2014 and at Reams from 2002 until 2010. Prior to joining the firm, Mr. Holland was a portfolio manager and investment product specialist at Wells Fargo Investment Management Group. He is a CFA® charterholder and a member of the CFA® Institute.

Mr. Hoyer joined Scout in 2015 as a fixed income credit analyst and became a portfolio manager in April 2018. Prior to joining Reams, the fixed income division of Scout, in 2015, Mr. Hoyer was a senior credit analyst at 40 I 86 Advisors and a director in the research department at Fiduciary Management Associates. He is a CFA® charterholder and a member of the CFA® Institute.

Mr. Silva joined Scout in March 2021 as a portfolio manager. Prior to joining the firm, Mr. Silva was a portfolio manager at AllianceBernstein, L.P., since 2013 and lead portfolio manager since 2018. He is a CFA® charterholder and a member of the CFA® Institute.

Mr. Aggarwal joined Scout in November 2022 as Head of Securitized Products and became a portfolio manager in 2023. Prior to joining the firm, Mr. Aggarwal was a portfolio manager at Verition Fund Management from 2021 to 2022 and was the Deputy Chief Investment Officer and Head of Trading at Semper Capital Management from 2017 to 2020.

Additional information about portfolio manager compensation, other accounts managed by the portfolio managers, and portfolio manager ownership of fund shares is found in the Statement of Additional Information ("SAI").

Prior Performance of Similar Accounts for the Carillon Chartwell Real Income Fund

Chartwell has managed a proprietary separate account ("Account") in the strategy of the Real Income Fund since January 2, 2017 using substantially similar investment objectives, policies and strategies as those of the Real Income Fund. Carillon acquired Chartwell on May 31, 2022, in connection with the acquisition by RJF, Carillon's parent company, of TriState Capital Holdings, Inc. and its affiliated companies. The performance information has been provided by Chartwell and includes a comparison of the Account's returns to those of a broad-based securities market index to which the Real Income Fund's returns are compared, as well as an additional market index with characteristics that are similar to those of the Real Income Fund.

The performance of the Account does not represent the historical performance of the Real Income Fund. The other accounts in the Account are separate and distinct from the Real Income Fund, and the performance of the Account should not be considered indicative of the past or future performance of the Real Income Fund, nor should it be considered a substitute for the Real Income Fund's performance. Results may differ because of, among other things, differences in trading expenses, account expenses, including management fees, the size of positions taken in relation to account size, the diversification of securities, the timing of purchases and sales, and the availability of cash for new investments. In addition, the accounts included in the Account are not registered mutual funds and are not subject to the same types of expenses as the Real Income Fund, nor have they been subject to certain investment limitations, diversification requirements or other restrictions imposed by the Investment Company Act and the Internal Revenue Code which, if applicable, may have adversely affected the performance results of the other accounts, and thus of the Account. Notwithstanding these differences, the accounts in the Account and the Real Income Fund are substantially similar from an investment perspective. The Account includes all accounts managed by Chartwell with substantially similar investment objectives, policies, and strategies as those of the Real Income Fund.

The performance of the Account does not reflect the deduction of sales loads fees or other direct or indirect expenses because there are no sales loads or other fees or expenses associated with Chartwell's services to the Account. The performance of the Account has not been adjusted to reflect the expenses of the Real Income Fund. The Real Income Fund's total annual operating expenses, both before and after fee waiver and/or expense reimbursement, are higher than the highest total fees and expenses charged to the accounts in the Account. If the Real Income Fund's higher expenses were reflected for the accounts in the Account, the Account performance presented would be lower. The Account's rate of return includes the reinvestment of all income.

The Account's performance is calculated using a methodology that incorporates the time-weighted rate of return, which takes into account the timing of cash flows. The calculation method for the Account's return differs from the standardized SEC method for calculating performance for registered investment companies and may result in an average annual total return that may be different than that derived from the SEC's standard methodology. The SEC standardized total return is calculated using a standard formula that uses the average annual total return assuming reinvestment of dividends and distributions and deduction of sales loads or charges.

Average annual total returns (for the period ended December 31, 2024)

	2017	2018	2019	2020	2021	2022	2023	2024	5-yrs	Since Inception (12/31/2016)
Chartwell Real Return Account (gross)	4.59%	-0.17%	9.18%	7.51%	9.19%	-5.40%	5.88%	8.93%	5.09%	4.75%
Bloomberg U.S. Aggregate Bond Index	3.55%	0.02%	8.73%	7.50%	-1.55%	-13.02%	5.53%	1.27%	-0.33%	1.29%
Bloomberg US TIPS Index	3.01%	-1.26%	8.43%	10.99%	5.96%	-11.85%	3.90%	1.84%	1.87%	2.41%

Distributor

Carillon Fund Distributors, Inc.[®] ("Distributor"), a subsidiary of Eagle Asset Management, Inc., serves as the distributor of the funds. The Distributor may compensate other broker-dealers to promote sales of fund shares. The Distributor's role is that of an underwriter and it serves only as an agent for accepting shareholder instructions and does not maintain brokerage accounts for any shareholders.

Rule 12b-1 Distribution Plan

Each fund has adopted a distribution plan for each share class under Rule 12b-1. The distribution plans allow a fund to pay distribution and service fees for the sale of shares and for services provided to shareholders. Because these fees are paid out of a fund's assets on an ongoing basis, over time these fees will increase the cost of your investment and may cost you more than paying other types of sales charges. Under the funds' distribution plans, each fund is authorized to pay a maximum distribution and service fee of up to 0.35% of average daily assets on Class A shares, except for the Capital Appreciation Fund and the Growth & Income Fund which are authorized to pay a maximum distribution and service fee of up to 0.50% of average daily assets on Class A shares. Each fund's Board of Trustees has approved a current fee of 0.25% on Class A shares. Also, under the fund's distribution plans, each fund is authorized to pay a maximum distribution and service fee of up to 1.00% of average daily net assets on Class C shares. Each fund's Board has approved current fees of 1.00% on Class C shares.

The funds currently do not incur any direct distribution expenses related to Class I or Class R-6 shares. However, Carillon or any third party may make payments for the sale and distribution of Class I or Class R-6 shares from its own resources.

Payments to Financial Intermediaries

Carillon, the Distributor or one or more of their corporate affiliates ("Affiliate" or "Affiliates") make cash payments or waive or reimburse costs to financial intermediaries in connection with the promotion and sale of shares of the funds. Carillon or the Distributor also make cash payments or waive or reimburse costs to one or more of its Affiliates. Cash payments, waivers or reimbursements include cash revenue sharing payments and other payments for certain administrative services, transaction processing services and certain other marketing support services. Carillon or its Affiliates make these payments from their own resources, not out of fund assets (i.e., without additional cost to the funds or their shareholders), and the Distributor generally makes such payments from the retention of underwriting concessions or 12b-1 fees. The Board, Carillon or its Affiliates may terminate or suspend payments or waivers or reimbursements of costs at any time. In this context, the term "financial intermediaries" includes any broker, dealer, bank (including bank trust departments), trust company, registered investment adviser, financial planner, retirement plan administrator and any other financial intermediary having a selling, administration, trust processing or similar agreement with Carillon, the Distributor and/or an Affiliate.

Carillon or its Affiliates make revenue sharing payments as incentives to certain financial intermediaries to promote and sell shares of the funds. Revenue sharing arrangements are not financed by the funds, and thus, do not result in increased fund expenses. Carillon and its Affiliates make these payments out of their own resources, including from the profits derived from management or other fees received from the funds. The benefits that Carillon and its Affiliates receive when these payments are made include, among other things, placing the funds on the financial adviser's fund sales system, possibly placing the funds on the financial intermediary's preferred or recommended fund list, and access (in some cases on a preferential basis over other competitors) to individual members of the financial intermediary's sales force or to the financial intermediary's management. Revenue sharing payments are sometimes referred to as "shelf space" payments because the payments compensate the financial intermediary for including the funds in its fund sales system (on its "sales shelf"). Carillon and its Affiliates compensate financial intermediaries differently depending on the level and/or type of considerations provided by the financial intermediary. The revenue sharing payments Carillon or its Affiliates make may be calculated on the average daily net assets of the applicable funds attributable to that particular financial intermediary ("Asset-Based Payments"). Asset-Based Payments primarily create incentives to retain previously sold shares of the funds in investor accounts. The revenue sharing payments Carillon or its Affiliates make may be also calculated on sales of new shares in the funds attributable to a particular financial intermediary ("Sales-Based Payments"). Sales-Based Payments may create incentives for the financial intermediary to, among other things, sell more shares of a particular fund or to switch investments between funds frequently.

Carillon or its Affiliates also make other payments to certain financial intermediaries for processing certain transactions or account maintenance activities (such as processing purchases, redemptions or exchanges, cash sweep payments, or producing customer account statements) or for providing certain other marketing support services (such as financial assistance for conferences, seminars or sales or training programs at which Carillon's or its Affiliates' personnel may make presentations on the funds to the financial intermediary's sales force and clients). Financial intermediaries may earn profits on these payments for these services, since the amount of the payment may exceed the cost of providing the service. Certain of these payments are subject to limitations under applicable law. An Affiliate also makes payments to financial intermediaries for these services, to the extent that these services replace services that would otherwise be provided by the funds' transfer agent or otherwise would be a direct obligation of the funds. The funds, subject to limits authorized by the Board, reimburse the Affiliate for these payments as transfer agent out-of-pocket expenses.

Your Investment

PROSPECTUS | 5.1.2025

Payments from Carillon or its Affiliates to financial intermediaries may also include the payment or reimbursement of all or a portion of “ticket charges.” Ticket charges are fees charged to salespersons purchasing through a financial intermediary firm in connection with mutual fund purchases, redemptions, or exchanges. The payment or reimbursement of ticket charges creates an incentive for salespersons of an intermediary to sell shares of the funds over shares of funds for which there is lesser or no payment or reimbursement of any applicable ticket charge. Payments made with respect to certain classes of shares may create an incentive for an intermediary to promote or favor certain share classes of the funds.

Carillon and its Affiliates are motivated to make the payments described above since they promote the sale of fund shares and the retention of those investments by clients of financial intermediaries. To the extent financial intermediaries sell more shares of the funds or retain shares of the funds in their clients' accounts, Carillon and its Affiliates benefit from the incremental management and other fees paid to Carillon and its Affiliates by the funds with respect to those assets. The funds may reimburse Carillon for making payments to financial intermediaries for certain sub-transfer agency and shareholder services, subject to limits established by the Board of Trustees.

In certain cases, these payments could be significant to the financial intermediary. Your financial intermediary may charge you additional fees and/or commissions other than those disclosed in this Prospectus. You can ask your financial intermediary about any payments it receives from Carillon or its Affiliates or the funds, as well as about fees and/or commissions it charges.

The funds do not pay any distribution, shareholder servicing, sub-transfer agency or administrative fees to financial intermediaries on Class R-6 shares.

Your Investment

Choosing a Share Class

Each fund offers Class A, Class C, Class I, and Class R-6 shares. Each class of shares represents an investment in the same portfolio of securities, but each class has a different combination of purchase restrictions, sales charges and ongoing fees allowing you to choose the class that best meets your needs. Some factors you might consider when choosing a share class include:

- the length of time you expect to own the shares;
- how much you intend to invest;
- total expenses associated with owning shares of each class;
- whether you qualify for any reduction or waiver of sales charges;
- whether you plan to take any distributions in the near future; and
- the availability of the share classes.

You should read this section carefully to determine which class of shares is best for you and discuss your selection with your financial adviser. The following sections explain the sales charges or other fees you may pay when investing in each class.

Class A Shares

You may purchase Class A shares at the “offering price,” which is a price equal to their NAV, plus a sales charge imposed at the time of purchase. Class A shares currently are subject to ongoing distribution and service (Rule 12b-1) fees equal to 0.25% of their average daily net assets. If you choose to invest in Class A shares, you will pay a sales charge at the time of each purchase. The table below shows the charges both as a percentage of offering price and as a percentage of the amount you invest. Because of rounding of the calculation in determining the sales charges, you may pay more or less than what is shown in the tables below. If you invest more, the sales charge will be lower.

Sales Charge for Equity Funds (Carillon Chartwell Mid Cap Value Fund, Carillon Chartwell Small Cap Growth Fund, Carillon Chartwell Small Cap Value Fund, Carillon ClariVest Capital Appreciation Fund, Carillon ClariVest International Stock Fund, Carillon Eagle Growth & Income Fund, Carillon Eagle Mid Cap Growth Fund, Carillon Eagle Small Cap Growth Fund, Carillon Scout Mid Cap Fund, Carillon Chartwell Small Cap Fund):			
Your Investment in Equity Funds	Sales Charge as a percentage of Offering Price (a)	Sales Charge as a percentage of Your Investment (a)	Dealer Concession as % of offering price (b)
Less than \$25,000	4.75%	4.99%	4.25%
\$25,000-\$49,999.99	4.25%	4.44%	3.75%
\$50,000-\$99,999.99	3.75%	3.90%	3.25%
\$100,000-\$249,999.99	3.25%	3.36%	2.75%
\$250,000-\$499,999.99	2.50%	2.56%	2.00%
\$500,000-\$999,999.99	1.50%	1.52%	1.25%
\$1,000,000 and over	0.00%	0.00%	See “Sales Charge Waiver” section

Sales Charge for Fixed Income Funds (Carillon Chartwell Real Income Fund, Carillon Chartwell Short Duration High Yield Fund, Carillon Reams Core Bond Fund, Carillon Reams Core Plus Bond Fund, Carillon Reams Unconstrained Bond Fund):			
Your Investment in fixed income funds	Sales Charge as a percentage of Offering Price (a)	Sales Charge as a percentage of Your Investment (a)	Dealer Concession as % of offering price (b)
Less than \$25,000	3.75%	3.99%	3.25%
\$25,000-\$49,999.99	3.25%	3.44%	2.75%
\$50,000-\$99,999.99	2.75%	2.90%	2.25%
\$100,000-\$249,999.99	2.25%	2.36%	1.75%
\$250,000-\$499,999.99	1.50%	1.56%	1.00%
\$500,000-\$999,999.99	0.50%	0.52%	0.25%
\$1,000,000 and over	0.00%	0.00%	See "Sales Charge Waiver" section

(a) As a result of rounding, the actual sales charge for a transaction may be higher or lower than the sales charges listed.
(b) During certain periods, the Distributor may pay 100% of the sales charge to participating dealers. Otherwise, it will pay the dealer concession shown above.

Former Class Y shareholders whose Class Y shares were converted to Class A shares are eligible to purchase additional Class A shares without a sales charge.

Class C Shares

You may purchase Class C shares at NAV with no initial sales charge. As a result, the entire amount of your purchase is invested immediately. However, if you sell the shares less than one year after purchase, you will pay a 1% CDSC at the time of sale. Class C shares are subject to ongoing Rule 12b-1 fees of up to 1% of their average daily net assets. Class C shares will automatically convert to Class A Shares for all purchases that have surpassed their 8-year anniversary date. Your financial intermediary may have a conversion policy that will automatically convert your shares sooner than 8 years. With respect to Class C shares, you should consult with your financial adviser as to the suitability of such an investment for you.

Sales Charge Reductions

To receive a reduction or waiver in your Class A initial sales charge, you must advise your financial adviser or the funds of your eligibility at the time of purchase. If you or your financial adviser does not let the funds know that you are eligible for a reduction, you may not receive a sales charge discount to which you are otherwise entitled. In order to determine your eligibility to receive a sales charge discount, it may be necessary for you or your financial adviser to provide the funds with information and records (including account statements) of all relevant accounts invested in the funds. To have your Class A or Class C contingent deferred sales charge waived, you or your financial adviser must let the funds know at the time you redeem shares that you qualify for such a waiver.

The availability of certain sales charge waivers and discounts will depend on whether you purchase your shares directly from the fund or through a financial intermediary. Intermediaries may have different policies and procedures regarding the availability of front-end sales load waivers or contingent deferred (back-end) sales load ("CDSC") waivers, which are discussed below. In all instances, it is the purchaser's responsibility to notify the fund or the purchaser's financial intermediary at the time of purchase of any relationship or other facts qualifying the purchaser for sales charge waivers or discounts. For waivers and discounts not available through a particular intermediary, shareholders will have to purchase fund shares directly from the fund or through another intermediary to receive these waivers or discounts.

The funds offer programs designed to reduce your Class A sales charges as described in the preceding schedule. For purposes of calculating your sales charge, you can combine purchases of Class A and Class C shares for all mutual funds managed by the Manager in the account owner relationships listed below.

- Accounts owned by you, your spouse or minor children, including trust or other fiduciary accounts in which you, your spouse or minor children are the beneficiary. This includes sole proprietor business accounts;
- Accounts opened under a single trust agreement – including those with multiple beneficiaries;
- Purchases made by a qualified retirement or employee benefit plan of a single employer; and
- Purchases made by a company, provided the company is not in existence solely for purchasing investment company shares.

Rights of accumulation | You may combine your new purchase of Class A shares with the Class A and Class C shares currently owned for the purpose of qualifying for the lower sales charge rates that apply to larger purchases. The applicable sales charge for the new purchase is based on the total of your current purchase and the value based on the NAV at the close of business on the previous day of all other shares you own. For example, if you previously purchased \$20,000 of a mutual fund managed by the Manager and made a subsequent investment of \$10,000 in Class A shares, a sales charge discount would be applied to the \$10,000 investment.

Letter of intent | You may combine Class A and Class C share purchases of any fund managed by the Manager over a 13-month period and receive the same sales charge as if all shares had been purchased at once by signing a Letter of Intent ("LOI"). You must inform your financial adviser or the funds that you have an LOI each time you make an investment. Shares purchased within 90 days of the date you sign the LOI may be used as credit toward completion, but the reduced sales charge will only apply to new purchases made on or after that date. If you fail to make an investment sufficient to meet the intended investment within the 13-month period, the difference in Class A sales charges will be charged to your account. Purchases resulting from the reinvestment of dividends and other distributions do not apply toward fulfillment of the LOI. For Mid Cap Value, Chartwell Small Cap Growth, Small Cap Value, Capital Appreciation, International Stock, Growth & Income, Mid Cap Growth, Eagle Small Cap Growth, Mid Cap and Small Cap shares equal to 4.75% of the amount of the LOI will be held in escrow during the 13-month period. Shares equal to 3.75% of the amount of the LOI will be held in escrow during the 13-month period for Real Income, Short Duration High Yield, Core Bond, Core Plus Bond and Unconstrained. If, at the end of that time the total amount of purchases made is less than the amount intended, you will be required to pay the difference between the reduced sales charge and the sales charge applicable to the individual purchases had the LOI not been in effect. This amount will be obtained from redemption of the escrow shares. Any remaining escrow shares will be released to you.

SIMPLE IRA | By investing in a SIMPLE IRA plan you and all plan participants will receive a reduced Class A sales charge on all plan contributions that exceed quantity discount amounts. SIMPLE IRA plan accounts are not eligible to be counted under a rights of accumulation or LOI sales charge reduction or waiver with accounts other than accounts in the SIMPLE IRA plan unless approved by the Manager.

Sales charge waiver | Class A shares may be purchased at NAV without any sales charge by:

- The Manager, its affiliates, directors, officers and employees; Trustees and directors of any affiliate of the Manager; any mutual fund managed by the Manager and current and retired officers and Trustees of a fund; the subadviser of any mutual fund managed by the Manager and its current directors, officers and employees; employees and registered financial advisers of broker-dealers that have selling arrangements with the funds' Distributor; directors, officers and employees of banks and trust companies that are party to agency agreements with the Distributor; all such persons' immediate relatives (spouse, parents, siblings, children – including in-law relationships) and beneficial accounts;
- Investors who participate in certain wrap fee investment programs or certain retirement programs sponsored by broker-dealers or other service organizations which have entered into service agreements with the Manager or the Distributor. Such programs generally have other fees and expenses, so you should read any materials provided by that organization; and
- Investors who participate in self-directed investment accounts offered by financial intermediaries who have entered into a selling agreement with the funds' Distributor. Financial intermediaries offering self-directed accounts may or may not charge a transaction fee to their customers, so you should read any materials provided by those financial intermediaries.

Ameriprise Financial, Inc. ("Ameriprise")

Front-end sales charge reductions on Class A shares purchased through Ameriprise Financial

Shareholders purchasing Class A shares of the fund through an Ameriprise Financial platform or account are eligible only for the following sales charge reductions, which may differ from those disclosed elsewhere in this prospectus or the SAI. Such shareholders can reduce their initial sales charge on the purchase of Class A shares as follows:

- Transaction size breakpoints, as described in this prospectus or the SAI.
- Rights of accumulation (ROA), as described in this prospectus or the SAI.
- Letter of intent, as described in this prospectus or the SAI.

Front-end sales charge waivers on Class A shares purchased through Ameriprise Financial

Shareholders purchasing Class A shares of the fund through an Ameriprise Financial platform or account are eligible only for the following sales charge waivers, which may differ from those disclosed elsewhere in this prospectus or the SAI. Such shareholders may purchase Class A shares at NAV without payment of a sales charge as follows:

- Shares purchased by employer-sponsored retirement plans (e.g., 401(k) plans, 457 plans, employer-sponsored 403(b) plans, profit sharing and money purchase pension plans and defined benefit plans). For purposes of this provision, employer-sponsored retirement plans do not include SEP IRAs, Simple IRAs or SAR-SEPs;

Your Investment

PROSPECTUS | 5.1.2025

- Shares purchased through reinvestment of capital gains and dividend reinvestment when purchasing shares of the same fund (but not any other fund within the same fund family);
- Shares exchanged from Class C shares of the same fund in the month of or following the seven-year anniversary of the purchase date. To the extent that this prospectus elsewhere provides for a waiver with respect to such shares following a shorter holding period, that waiver will apply to exchanges following such shorter period. To the extent that this prospectus elsewhere provides for a waiver with respect to exchanges of Class C shares for load waived shares, that waiver will also apply to such exchanges;
- Shares purchased by employees and registered representatives of Ameriprise Financial or its affiliates and their immediate family members;
- Shares purchased by or through qualified accounts (including IRAs, Coverdell Education Savings Accounts, 401(k)s, 403(b) TSCAs subject to ERISA and defined benefit plans) that are held by a covered family member, defined as an Ameriprise Financial advisor and/or the advisor's spouse, advisor's lineal ascendant (mother, father, grandmother, grandfather, great grandmother, great grandfather), advisor's lineal descendant (son, step-son, daughter, step-daughter, grandson, granddaughter, great grandson, great granddaughter) or any spouse of a covered family member who is a lineal descendant.; and ascendant (mother, father, grandmother, grandfather, great grandmother, great grandfather), advisor's lineal descendant (son, step-son, daughter, step-daughter, grandson, granddaughter, great grandson, great granddaughter) or any spouse of a covered family member who is a lineal descendant; and
- Shares purchased from the proceeds of redemptions within the same fund family, provided (1) the repurchase occurs within 90 days following the redemption, (2) the redemption and purchase occur in the same account, and (3) redeemed shares were subject to a front-end or deferred sales load (i.e. Rights of Reinstatement).

CDSC waivers on Class A and C shares purchased through Ameriprise Financial

Fund shares purchased through an Ameriprise Financial platform or account are eligible only for the following CDSC waivers, which may differ from those disclosed elsewhere in this prospectus or the SAI:

- Redemptions due to death or disability of the shareholder.
- Shares sold as part of a systematic withdrawal plan as described in this prospectus or the SAI.
- Redemptions made in connection with a return of excess contributions from an IRA account.
- Shares purchased through a Right of Reinstatement (as defined above).
- Redemptions made as part of a required minimum distribution for IRA and retirement accounts pursuant to the Internal Revenue Code

Robert W. Baird & Co. ("Baird")

Effective June 15, 2020, shareholders purchasing fund shares through a Baird platform or account will only be eligible for the following sales charge waivers (front-end sales charge waivers and CDSC waivers) and discounts, which may differ from those disclosed elsewhere in this Prospectus or the SAI.

Front-End Sales Charge Waivers on Investors A-shares available at Baird

- Shares purchased through reinvestment of capital gains distributions and dividend reinvestment when purchasing share of the same fund;
- Shares purchased by employees and registered representatives of Baird or its affiliate and their family members as designated by Baird;
- Shares purchased using the proceeds of redemptions from within the same fund family, provided (1) the repurchase occurs within 90 days following the redemption, (2) the redemption and purchase occur in the same accounts, and (3) redeemed shares were subject to a front-end or deferred sales charge (known as rights of reinstatement);
- A shareholder in the funds' Investor C Shares will have their shares converted at net asset value to Investor A shares of the same fund if the shares are no longer subject to CDSC and the conversion is in line with the policies and procedures of Baird; and
- Employer-sponsored retirement plans or charitable accounts in a transactional brokerage account at Baird, including 401(k) plans, 457 plans, employer-sponsored 403(b) plans, profit sharing and money purchase pension plans and defined benefit plans. For purposes of this provision, employer-sponsored retirement plans do not include SEP IRAs, Simple IRAs or SAR-SEPs.

CDSC Waivers on Investor A and C shares Available at Baird

- Shares sold due to death or disability of the shareholder;
- Shares sold as part of a systematic withdrawal plan as described in the funds' Prospectus;
- Shares bought due to returns of excess contributions from an IRA Account;
- Shares sold as part of a required minimum distribution for IRA and retirement accounts due to the shareholder reaching the qualified age based on applicable Internal Revenue Service regulations as described in the funds' prospectus;
- Shares sold to pay Baird fees but only if the transaction is initiated by Baird; and
- Shares acquired through a right of reinstatement.

Front-End Sales Charge Discounts Available at Baird: Breakpoints and/or Rights of Accumulation

- Breakpoints as described in this prospectus;
- Rights of accumulations which entitles shareholders to breakpoint discounts will be automatically calculated based on the aggregated holding of fund family assets held by accounts within the purchaser's household at Baird. Eligible fund family assets not held at Baird may be included in the rights of accumulations calculation only if the shareholder notifies his or her financial advisor about such assets; and
- Letters of Intent (LOI) allow for breakpoint discounts based on anticipated purchases of fund family assets through Baird, over a 13-month period of time.

Janney Montgomery Scott LLC ("Janney")

Effective May 1, 2020, if you purchase fund shares through a Janney brokerage account, you will be eligible for the following load waivers (front-end sales charge waivers and contingent deferred sales charge ("CDSC"), or back-end sales charge, waivers) and discounts, which may differ from those disclosed elsewhere in this fund's Prospectus or SAI.

Front-end sales charge* waivers on Class A shares available at Janney

- Shares purchased through reinvestment of capital gains distributions and dividend reinvestment when purchasing shares of the same fund (but not any other fund within the fund family);
- Shares purchased by employees and registered representatives of Janney or its affiliates and their family members as designated by Janney;
- Shares purchased from the proceeds of redemptions within the same fund family, provided (1) the repurchase occurs within ninety (90) days following the redemption, (2) the redemption and purchase occur in the same account, and (3) redeemed shares were subject to a front-end or deferred sales load (i.e., right of reinstatement);
- Employer-sponsored retirement plans (e.g., 401(k) plans, 457 plans, employer-sponsored 403(b) purposes of this provision, employer-sponsored retirement plans do not include SEP IRAs, Simple IRAs, SAR-SEPs or Keogh plans; and
- Shares acquired through a right of reinstatement; and Class C shares that are no longer subject to a contingent deferred sales charge and are converted to Class A shares of the same fund pursuant to Janney's policies and procedures.

CDSC waivers on Class A and C shares available at Janney

- Shares sold upon the death or disability of the shareholder;
- Shares sold as part of a systematic withdrawal plan as described in the fund's Prospectus;
- Shares purchased in connection with a return of excess contributions from an IRA account;
- Shares sold as part of a required minimum distribution for IRA and retirement accounts if the redemption is taken in or after the year the shareholder reaches qualified age based on applicable IRS regulations;
- Shares sold to pay Janney fees but only if the transaction is initiated by Janney;
- Shares acquired through a right of reinstatement; and
- Shares exchanged into the same share class of a different fund.

Front-end sales charge* discounts available at Janney: breakpoints, rights of accumulation, and/or letters of intent

- Breakpoints as described in the fund's Prospectus;
- Rights of accumulation ("ROA"), which entitle shareholders to breakpoint discounts, will be automatically calculated based on the aggregated holding of fund family assets held by accounts within the purchaser's household at Janney. Eligible fund family assets not held at Janney may be included in the ROA calculation only if the shareholder notifies his or her financial advisor about such assets; and
- Letters of intent which allow for breakpoint discounts based on anticipated purchases within a fund family, over a 13-month time period. Eligible fund family assets not held at Janney Montgomery Scott may be included in the calculation of letters of intent only if the shareholder notifies his or her financial advisor about such assets.

*Also referred to as an "initial sales charge."

J.P. Morgan Securities LLC

If you purchase or hold fund shares through an applicable J.P. Morgan Securities LLC brokerage account, you will be eligible for the following sales charge waivers (front-end sales charge waivers and contingent deferred sales charge ("CDSC"), or back-end sales charge, waivers), share class conversion policy and discounts, which may differ from those disclosed elsewhere in this fund's prospectus or Statement of Additional Information ("SAI").

Front-end sales charge waivers on Class A shares available at J.P. Morgan Securities LLC

- Shares exchanged from Class C (i.e., level-load) shares that are no longer subject to a CDSC and are exchanged into Class A shares of the same fund pursuant to J.P. Morgan Securities LLC's share class exchange policy;
- Qualified employer-sponsored defined contribution and defined benefit retirement plans, nonqualified deferred compensation plans, other employee benefit plans and trusts used to fund those plans. For purposes of this provision, such plans do not include SEP IRAs, SIMPLE IRAs, SAR-SEPs or 501(c)(3) accounts;
- Shares of funds purchased through J.P. Morgan Securities LLC Self-Directed Investing accounts;
- Shares purchased through rights of reinstatement;
- Shares purchased through reinvestment of capital gains distributions and dividend reinvestment when purchasing shares of the same fund (but not any other fund within the fund family); and
- Shares purchased by employees and registered representatives of J.P. Morgan Securities LLC or its affiliates and their spouse or financial dependent as defined by J.P. Morgan Securities LLC.

Class C to Class A share conversion at J.P. Morgan Securities LLC

- A shareholder in the fund's Class C shares will have their shares converted by J.P. Morgan Securities LLC to Class A shares (or the appropriate share class) of the same fund if the shares are no longer subject to a CDSC and the conversion is consistent with J.P. Morgan Securities LLC's policies and procedures.

CDSC waivers on Class A and C shares available at J.P. Morgan Securities LLC

- Shares sold upon the death or disability of the shareholder;
- Shares sold as part of a systematic withdrawal plan as described in the fund's prospectus;
- Shares purchased in connection with a return of excess contributions from an IRA account;
- Shares sold as part of a required minimum distribution for IRA and retirement accounts pursuant to the Internal Revenue Code; and
- Shares acquired through a right of reinstatement.

Front-end load discounts available at J.P. Morgan Securities LLC: breakpoints, rights of accumulation & letters of intent

- Breakpoints as described in the prospectus;
- Rights of Accumulation ("ROA") which entitle shareholders to breakpoint discounts as described in the fund's prospectus will be automatically calculated based on the aggregated holding of fund family assets held by accounts within the purchaser's household at J.P. Morgan Securities LLC. Eligible fund family assets not held at J.P. Morgan Securities LLC (including 529 program holdings, where applicable) may be included in the ROA calculation only if the shareholder notifies their financial advisor about such assets; and
- Letters of Intent ("LOI") which allow for breakpoint discounts based on anticipated purchases within a fund family, through J.P. Morgan Securities LLC, over a 13-month period of time (if applicable).

Merrill Lynch ("Merrill")

Purchases or sales of front-end (i.e. Class A) or level-load (i.e., Class C) mutual fund shares through a Merrill platform or account will be eligible only for the following sales load waivers (front-end, contingent deferred, or back-end waivers) and discounts, which differ from those disclosed elsewhere in this Fund's prospectus. Purchasers will have to buy mutual fund shares directly from the mutual fund company or through another intermediary to be eligible for waivers or discounts not listed below.

It is the client's responsibility to notify Merrill at the time of purchase or sale of any relationship or other facts that qualify the transaction for a waiver or discount. A Merrill representative may ask for reasonable documentation of such facts and Merrill may condition the granting of a waiver or discount on the timely receipt of such documentation.

Additional information on waivers and discounts is available in the Merrill Sales Load Waiver and Discounts Supplement (the "Merrill SLWD Supplement") and in the Mutual Fund Investing at Merrill pamphlet at ml.com/funds (the referenced Merrill documents and website do not form a part of this prospectus). Clients are encouraged to review these documents and speak with their financial advisor to determine whether a transaction is eligible for a waiver or discount.

Front-end Load Waivers available at Merrill

- Shares of mutual funds available for purchase by employer-sponsored retirement, deferred compensation, and employee benefit plans (including health savings accounts) and trusts used to fund those plans provided the shares are not held in a commission-based brokerage account and shares are held for the benefit of the plan. For purposes of this provision, employer-sponsored retirement plans do not include SEP IRAs, Simple IRAs, SAR-SEPs or Keogh plans;
- Shares purchased through a Merrill investment advisory program;
- Brokerage class shares exchanged from advisory class shares due to the holdings moving from a Merrill investment advisory program to a Merrill brokerage account;
- Shares purchased through the Merrill Edge Self-Directed platform;
- Shares purchased through the systematic reinvestment of capital gains distributions and dividend reinvestment when purchasing shares of the same mutual fund in the same account;
- Shares exchanged from level-load shares to front-end load shares of the same mutual fund in accordance with the description in the Merrill SLWD Supplement;
- Shares purchased by eligible employees of Merrill or its affiliates and their family members who purchase shares in accounts within the employee's Merrill Household (as defined in the Merrill SLWD Supplement);
- Shares purchased by eligible persons associated with the fund as defined in this prospectus (e.g. the fund's officers or trustees); and
- Shares purchased from the proceeds of a mutual fund redemption in front-end load shares provided (1) the repurchase is in a mutual fund within the same fund family, (2) the repurchase occurs within 90 calendar days from the redemption trade date, and (3) the redemption and purchase occur in the same account (known as Rights of Reinstatement). Automated transactions (i.e. systematic purchases and withdrawals) and purchases made after shares are automatically sold to pay Merrill's account maintenance fees are not eligible for Rights of Reinstatement.

Contingent Deferred Sales Charge ("CDSC") Waivers on Front-end, Back-end, and Level Load Shares Available at Merrill

- Shares sold due to the client's death or disability (as defined by Internal Revenue Code Section 22(e)(3));
- Shares sold pursuant to a systematic withdrawal program subject to Merrill's maximum systematic withdrawal limits as described in the Merrill SLWD Supplement;
- Shares sold due to return of excess contributions from an IRA account;
- Shares sold as part of a required minimum distribution for IRA and retirement accounts due to the investor reaching the qualified age based on applicable IRS regulation; and
- Front-end or level-load shares held in commission-based, non-taxable retirement brokerage accounts (e.g. traditional, Roth, rollover, SEP IRAs, Simple IRAs, SAR-SEPs or Keogh plans) that are transferred to fee-based accounts or platforms and exchanged for a lower cost share class of the same mutual fund.

Front-end load Discounts Available at Merrill: Breakpoints, Rights of Accumulation & Letters of Intent

- Breakpoint discounts, as described in this prospectus, where the sales load is at or below the maximum sales load that Merrill permits to be assessed to a front-end load purchase, as described in the Merrill SLWD Supplement;
- Rights of Accumulation (ROA), as described in the Merrill SLWD Supplement, which entitle clients to breakpoint discounts based on the aggregated holdings of mutual fund family assets held in accounts in their Merrill Household; and
- Letters of Intent (LOI), which allow for breakpoint discounts on eligible new purchases based on anticipated future eligible purchases within a fund family at Merrill, in accounts within your Merrill Household, as further described in the Merrill SLWD Supplement.

Morgan Stanley Wealth Management

Shareholders purchasing fund shares through a Morgan Stanley Wealth Management transactional brokerage account will be eligible only for the following front-end sales charge waivers with respect to Class A shares, which may differ from and may be more limited than those disclosed elsewhere in this fund's Prospectus or SAI:

Front-end Sales Charge Waivers on Class A Shares available at Morgan Stanley Wealth Management

- Employer-sponsored retirement plans (e.g., 401(k) plans, 457 plans, employer-sponsored 403(b) plans, profit sharing and money purchase pension plans and defined benefit plans). For purposes of this provision, employer-sponsored retirement plans do not include SEP IRAs, Simple IRAs, SAR-SEPs or Keogh plans;
- Morgan Stanley employee and employee-related accounts according to Morgan Stanley's account linking rules;
- Shares purchased through reinvestment of dividends and other distributions when purchasing shares of the same fund;
- Shares purchased through a Morgan Stanley self-directed brokerage account;

Your Investment

PROSPECTUS | 5.1.2025

- Class C (i.e., level-load) shares that are no longer subject to a contingent deferred sales charge and are converted to Class A shares of the same fund pursuant to Morgan Stanley Wealth Management's share class conversion program; and
- Shares purchased from the proceeds of redemptions within the same fund family, provided (i) the repurchase occurs within 90 days following the redemption, (ii) the redemption and purchase occur in the same account, and (iii) redeemed shares were subject to a front-end or deferred sales charge.

Oppenheimer & Co. Inc. ("OPCO")

Effective June 15, 2020, shareholders purchasing fund shares through an OPCO platform or account are eligible only for the following load waivers (front-end sales charge waivers and contingent deferred, or back-end, sales charge waivers) and discounts, which may differ from those disclosed elsewhere in this fund's Prospectus or SAI.

Front-end Sales Load Waivers on Class A Shares available at OPCO

- Employer-sponsored retirement, deferred compensation and employee benefit plans (including health savings accounts) and trusts used to fund those plans, provided that the shares are not held in a commission-based brokerage account and shares are held for the benefit of the plan;
- Shares purchased by or through a 529 Plan;
- Shares purchased through a OPCO affiliated investment advisory program;
- Shares purchased through reinvestment of capital gains distributions and dividend reinvestment when purchasing shares of the same fund (but not any other fund within the fund family);
- Shares purchased from the proceeds of redemptions within the same fund family, provided (1) the repurchase occurs within 90 days following the redemption, (2) the redemption and purchase occur in the same account, and (3) redeemed shares were subject to a front-end or deferred sales load (known as Rights of Reinstatement);
- A shareholder in the fund's Class C shares will have their shares converted at net asset value to Class A shares (or the appropriate share class) of the fund if the shares are no longer subject to a CDSC and the conversion is in line with the policies and procedures of OPCO;
- Employees and registered representatives of OPCO or its affiliates and their family members; and
- Directors or Trustees of the fund, and employees of the fund's investment adviser or any of its affiliates, as described in this prospectus.

CDSC Waivers on A, B and C Shares available at OPCO

- Death or disability of the shareholder;
- Shares sold as part of a systematic withdrawal plan as described in the fund's prospectus;
- Return of excess contributions from an IRA Account;
- Shares sold as part of a required minimum distribution for IRA and retirement accounts due to the shareholder reaching the qualified age based on applicable IRS regulations as described in the prospectus;
- Shares sold to pay OPCO fees but only if the transaction is initiated by OPCO; and
- Shares acquired through a right of reinstatement.

Front-end load Discounts Available at OPCO: Breakpoints, Rights of Accumulation & Letters of Intent

- Breakpoints as described in this prospectus; and
- Rights of Accumulation (ROA) which entitle shareholders to breakpoint discounts will be automatically calculated based on the aggregated holding of fund family assets held by accounts within the purchaser's household at OPCO. Eligible fund family assets not held at OPCO may be included in the ROA calculation only if the shareholder notifies his or her financial advisor about such assets.

Raymond James & Associates, Inc., Raymond James Financial Services, Inc. and each entity's affiliates ("Raymond James")

Shareholders purchasing fund shares through a Raymond James platform or account, or through an introducing broker-dealer or independent registered investment adviser for which Raymond James provides trade execution, clearance, and/or custody services, are eligible only for the following load waivers (front-end sales charge waivers and contingent deferred, or back-end, sales charge waivers) and discounts, which may differ from those disclosed elsewhere in the funds' prospectus or SAI.

Front-end sales load waivers on Class A shares available at Raymond James

- Shares purchased in an investment advisory program;

- Shares purchased within the same fund family through a systematic reinvestment of capital gains and dividend distributions;
- Employees and registered representatives of Raymond James or its affiliates and their family members as designated by Raymond James;
- Shares purchased from the proceeds of redemptions within the same fund family, provided (1) the repurchase occurs within 90 days following the redemption, (2) the redemption and purchase occur in the same account, and (3) redeemed shares were subject to a front-end or deferred sales load (known as Rights of Reinstatement); and
- A shareholder in the fund's Class C shares will have their shares converted at net asset value to Class A shares (or the appropriate share class) of the fund if the shares are no longer subject to a CDSC and the conversion is in line with the policies and procedures of Raymond James.

CDSC Waivers on Classes A, B and C shares available at Raymond James

- Death or disability of the shareholder;
- Shares sold as part of a systematic withdrawal plan as described in the fund's Prospectus;
- Return of excess contributions from an IRA Account;
- Shares sold as part of a required minimum distribution for IRA and retirement accounts due to the shareholder reaching the qualified age based on applicable IRS regulations as described in the fund's prospectus;
- Shares sold to pay Raymond James fees but only if the transaction is initiated by Raymond James; and
- Shares acquired through a right of reinstatement.

Front-end load discounts available at Raymond James: breakpoints, and/or rights of accumulation

- Breakpoints as described in this prospectus;
- Rights of accumulation which entitle shareholders to breakpoint discounts will be automatically calculated based on the aggregated holding of fund family assets held by accounts within the purchaser's household at Raymond James. Eligible fund family assets not held at Raymond James may be included in the calculation of rights of accumulation only if the shareholder notifies his or her financial advisor about such assets; and
- Letters of intent which allow for breakpoint discounts based on anticipated purchases within a fund family, over a 13-month time period. Eligible fund family assets not held at Raymond James may be included in the calculation of letters of intent only if the shareholder notifies his or her financial advisor about such assets.

Stifel, Nicolaus & Company, Incorporated ("Stifel")

Effective July 1, 2020, shareholders purchasing fund shares through a Stifel platform or account or who own shares for which Stifel or an affiliate is the broker-dealer of record are eligible for the following additional sales charge waiver.

Front-end Sales Load Waiver on Class A Shares

- Class C shares that have been held for more than seven (7) years will be converted to Class A shares of the same fund pursuant to Stifel's policies and procedures; and
- All other sales charge waivers and reductions described elsewhere in the fund's Prospectus or SAI still apply.

Class A shares are offered at NAV without any sales charge to these persons and organizations due to anticipated economies in sales effort and expense.

Investments of \$1,000,000 or more in Class A shares | Carillon, the Distributor or one or more of their Affiliates may pay a one-time up-front sales concession from its own resources to broker-dealers and financial intermediaries for purchases of Class A shares of \$1,000,000 or more according to the following schedule: 0.80% of purchases between \$1 million and \$2.5 million, 0.60% of purchases between \$2.5 million and \$5 million, 0.35% of purchases between \$5 million and \$8 million, 0.25% of purchases between \$8 million and \$15 million and 0.15% of purchases over \$15 million.

Any purchase for which the one-time sales concession was paid will be subject to a CDSC payable by you based on the lower of the cost of the shares being redeemed or their NAV at the time of redemption. If shares are held for up to 6 months there will be a CDSC of 1.00%, and if the shares are held for 6 to 18 months there will be a CDSC of 0.75%. Former Class Y shareholders whose Class Y shares were converted to Class A shares are not subject to the CDSC on redemptions of Class A shares. Please note that some qualified retirement plans restrict the payment of a CDSC, therefore no sales concessions shall be paid with respect to such plans. Qualified retirement plans should consider purchasing Class I or Class R shares which do not have a CDSC. The Manager reserves the right to alter or change the finder's fee policy at any time at its own discretion.

More information concerning sales charges and related reductions and waivers can be found in the SAI and, free of charge, on our website, rjinvestmentmanagement.com.

Application of CDSC

The CDSC for Class A shares and Class C Shares is calculated based upon the original purchase cost or the current market value of the shares being sold, whichever is less. Because of rounding of the calculation in determining the CDSC, you may pay more or less than the indicated rate. Your CDSC holding period is based upon the anniversary of your purchase.

To keep your CDSC as low as possible, each time you place a request to sell shares we will first sell any shares in your account that carry no CDSC. If there are not enough of these to meet your request, we will sell those shares that have been held the longest. There is no CDSC on shares acquired through reinvestment of dividends or other distributions. However, any period of time you held shares of a money market fund managed or offered by the Manager will not be counted for purposes of calculating the CDSC.

To receive a reduction or waiver in your Class A and Class C CDSC, you must advise your financial adviser or the transfer agent of your eligibility at the time of purchase.

The CDSC for Class A shares and Class C shares is generally waived if the shares are sold:

- To make certain distributions from retirement plans;
- Because of shareholder death or disability (including shareholders who own shares in joint tenancy with a spouse);
- To make payments through certain sales from a Systematic Withdrawal Plan of up to 12% annually of the account balance at the beginning of the plan; or
- Due to involuntary redemptions by a fund as a result of your account not meeting the minimum balance requirements, the termination and liquidation of a fund, or other actions.

Reinstatement Privilege

If you sell Class A or Class C shares of a mutual fund managed by the Manager, you may reinvest some or all of the sales proceeds up to 90 calendar days later in the same class of any mutual fund managed by the Manager within any account eligible to be linked for rights of accumulation without incurring additional sales charges. If you paid a CDSC, the reinvested shares will have no holding period requirement. You must notify the Manager and your financial adviser at the time of investment if you decide to exercise this privilege.

Investing in Class A shares and Class C shares

The minimum investment in A shares and C shares is:

Type of account	Initial investment	Subsequent investment
Regular account	\$1,000	No minimum
Periodic investment program	\$50	\$50 per month
Retirement account	\$100	No minimum

A fund may waive these minimum requirements at its discretion. Contact the funds or your financial adviser for further information.

Class I Shares

Class I shares are available to individual investors and qualified institutions with a minimum investment of \$1,000. A fund may waive this minimum amount at its discretion. Qualified institutions include corporations, banks, insurance companies, endowments, foundations and trusts.

Class I shares are also available to investors purchasing through a financial intermediary within a “wrap,” asset allocation or other fee based advisory program (“Fee Based Program”), provided that the Fee Based Program sponsor has selected this class of shares as an acceptable investment for this Fee Based Program and entered into a distribution arrangement with the Distributor for the Fee Based Program. For wrap accounts, minimum investments for initial and subsequent purchases are set by the Fee Based Program sponsor. You must contact your intermediary to purchase Class I shares in this manner.

Class I shares have no initial sales charge, deferred sales charge or 12b-1 fees. Class I shares may be available on brokerage platforms of firms that have agreements with the funds’ principal underwriter to offer such shares solely when acting as an agent for the investor. An investor transacting in the Class I shares through such a firm may be required to pay a commission and/or other forms of compensation to the financial intermediary in an amount determined and separately disclosed to the investor by the financial intermediary. Because the funds are not parties to any such commission arrangement between you

and your financial intermediary, any purchases and redemptions of Class I shares will be made at the applicable net asset value (before imposition of the sales commission). Any such commissions charged by a financial intermediary are not reflected in the fees and expenses listed in the “Fees and Expenses of the Fund” section of the Fund Summary for each applicable fund nor are they reflected in the performance information shown in the prospectus for the funds because they are not charged by the funds. Each fund also offers other share classes with different fees and expenses.

Class R-6 Shares

Class R-6 shares generally are available only to the following accounts that have \$1,000,000 or more in assets invested in the R-6 shares of the fund family. A fund at its discretion may waive this minimum amount:

- Funds-of-funds;
- Retirement plans for which no third-party administrator or other financial intermediary receives compensation from the Funds, the Distributor or the Distributor’s affiliates;
- A bank, trust company or similar financial institution investing for its own account or for trust accounts for which it has authority to make investment decisions as long as the accounts are not part of a program that requires payment of Rule 12b-1 or administrative services fees to the financial institution;
- Clients of investment advisory fee-based wrap programs;
- Traditional and Roth IRAs, SIMPLE IRAs, SEPs, SARSEPs, Coverdell education savings accounts;
- High-net-worth individuals or corporations who invest directly with the Trust without using the services of a broker, investment adviser or other financial intermediary; and
- Current holders of Class R-6 shares of any Fund.

Class R-6 shares are not available to retail accounts or to broker-dealer fee-based wrap programs. Initial and subsequent purchase minimums for individual plan participants are determined by your Plan Administrator. The Plan Administrator will transmit purchase and redemption requests to the funds and may charge its plan participants a fee for this service. Class R-6 shares have no initial sales charge or deferred sales charge. Class R-6 have no 12b-1 fees.

How To Invest

Once you have chosen a share class, the next step is to determine the amount you wish to invest. There are several ways to invest, although the availability of these services may be limited by your financial adviser or institution.

For shares managed by a Plan Administrator or Recordkeeper, please contact the Plan Administrator or Recordkeeper to place a purchase request.

Through your financial adviser | You may invest in a fund by contacting your financial adviser. Your financial adviser can help you open a new account, review your financial needs and formulate long-term investment goals and objectives. Your financial adviser or broker will transmit your request to the fund and may charge you a fee for this service. Your broker may also designate other intermediaries to receive orders on the fund’s behalf. Availability of these options may be limited by your financial adviser or institution.

By mail | You may invest in a fund by completing and signing an account application from your financial adviser, through our website, rjinvestmentmanagement.com, or by telephone (800.421.4184). Indicate the fund, the class of shares and the amount you wish to invest. If you do not specify a share class, we will automatically choose Class A shares, which include a front-end sales charge. Checks must be in U.S. dollars drawn on an account at a U.S. bank and made payable to the specific fund and class being purchased. The funds will not accept payment in cash or money orders. The funds also do not accept third party checks, Treasury checks, credit card checks, traveler’s checks or starter checks for the purchase of shares. The funds are unable to accept post-dated checks or any conditional order or payment. Mail the application and your payment to:

Regular mail (Prior to June 2, 2025)

Carillon Family of Funds
c/o U.S. Bank Global Fund Services
P.O. Box 701
Milwaukee, WI 53201-0701

Overnight delivery (Prior to June 2, 2025)

Carillon Family of Funds
c/o U.S. Bank Global Fund Services
615 East Michigan Street, Third Floor
Milwaukee, WI 53202-5207

Regular mail (Effective June 2, 2025)

Carillon Family of Funds
c/o U.S. Bank Global Fund Services
P.O. Box 219252
Kansas City, MO 64121-9252

Overnight delivery (Effective June 2, 2025)

Carillon Family of Funds
c/o U.S. Bank Global Fund Services
801 Pennsylvania Ave, Suite 219252
Kansas City, MO 64105-1307

Note: The funds do not consider the U.S. Postal Service or other independent delivery services to be their agents. Therefore, deposit in the mail or with such services, or receipt at U.S. Bancorp Fund Services, LLC’s post office box, of purchase orders or redemption requests does not constitute receipt by the transfer agent of the funds. Receipt of purchase orders or redemption requests is based on when the order is received at the Transfer Agent’s offices.

Your Investment

PROSPECTUS | 5.1.2025

The transfer agent will charge a \$25 fee against a shareholder's account, in addition to any loss sustained by the funds, for any payment that is returned. It is the policy of the funds not to accept applications under certain circumstances or in amounts considered disadvantageous to shareholders. The funds reserve the right to reject any application.

By telephone | You can make additional purchases by telephone by calling (800.421.4184). You must have banking information established on your account prior to making a purchase. Your bank account must be in the same name as your Carillon account. This method cannot be used to open a new account. Your first telephone purchase can occur no earlier than 7 business days after the account was opened. During periods of high market activity, shareholders may encounter higher than usual call wait times. Please allow sufficient time to place your telephone transaction. Once a telephone transaction has been placed, it cannot be canceled or modified after the close of regular trading on the New York Stock Exchange ("NYSE") (generally, 4:00 p.m., Eastern Time).

Through our website | You can make additional purchases through our website, rjinvestmentmanagement.com. You must have banking information established on your account prior to making a purchase. Your bank account must be in the same name as your Carillon account. This method cannot be used to open a new account. Once an online transaction has been placed, it cannot be canceled or modified. Online trades must be received by or prior to the close of regular trading on the NYSE, which is typically 4:00 p.m. ET.

By periodic investment program | We offer several plans to allow you to make regular, automatic investments into a fund. You determine the amount and frequency of your investments. You can terminate your plan at any time. Any request to change or terminate your periodic investment program should be submitted to the transfer agent at least 5 days prior to the effective date. Availability of these plans may be limited by your financial adviser or institution and by the share class.

- **From Your Bank Account** — You may instruct us to transfer funds from a specific bank checking or savings account to your account. This service is only available in instances in which the transfer can be effected by automated clearinghouse transfer ("ACH"). Complete the appropriate sections of the account application or the Account Options form to activate this service. If your bank rejects your payment, the funds' transfer agent will charge a \$25 fee to your account. The funds reserve the right to cancel an automatic investment program if payment from your bank is rejected for two consecutive periods or if you make regular withdrawals from your account without maintaining the minimum balance.
- **Automatic Exchange** — You may make automatic regular exchanges between two or more mutual funds managed or offered by the Manager. These exchanges are subject to the exchange requirements discussed below.

The intent of these plans is to encourage you to increase your account balance to a fund's minimum investment. If you discontinue any of these plans, or make regular withdrawals from your account without maintaining the minimum balance, we may require you to buy more shares to keep your account open or we may close your accounts.

By direct deposit | For Class A shares, Class C shares and Class I shares, you may instruct your employer, insurance company, the federal government or other organization to direct all or part of the payments you receive to your account. All payments from the federal government, including payroll, pension, Social Security, and income tax refunds are eligible for this service. The following information must be provided to the payor in the enrollment process:

U.S. Bank NA
Milwaukee, WI
ABA# 075000022
Depositor #88- ____ -0- _____
Fund Number Account Number

The account must be designated as a checking account. Please note that these instructions are different than the Federal Reserve wire instructions.

By wire | If you are making your first investment, before you wire funds, the transfer agent must have a completed account application. You may mail or overnight deliver your account application to the transfer agent. Upon receipt of your completed account application, the transfer agent will establish an account for you. The account number assigned will be required as part of the instruction that should be provided to your bank to send the wire. Your bank must include the name and class of the fund you are purchasing, the account number, and your name so that monies can be correctly applied. Your bank should transmit funds by wire to:

U.S. Bank N.A.
777 East Wisconsin Avenue
Milwaukee, WI 53202
ABA #075000022

Credit:
U.S. Bancorp Fund Services, LLC
Account #112-952-137

Further Credit:
(name and share class of fund to
be purchased)
(shareholder registration)
(shareholder account number)

Before sending your wire, please contact the transfer agent at 800.421.4184 to advise of your intent to wire funds. This will ensure prompt and accurate credit upon receipt of your wire. Wired funds must be received prior to 4:00 p.m. ET to be eligible for same day pricing. The funds and the transfer agent are not responsible for the consequences of delays resulting from the banking or Federal Reserve wire system, or from incomplete wiring instructions.

How To Sell Your Investment

For shares managed by a Plan Administrator or Recordkeeper, please contact the Plan Administrator or Recordkeeper to place a redemption request.

Class A shares, Class C shares and Class I shares | You can sell (redeem) Class A, Class C shares and Class I shares of your fund for cash at any time, subject to certain restrictions. When you sell shares, payment of the proceeds (less any applicable CDSC) generally will be made the next business day after your request is received in good order and, in any event, no later than seven days after your request is received in good order regardless of payment type. If you sell shares that were recently purchased by check or ACH deposits, payment will be delayed until we verify that those funds have cleared, which may take up to 12 calendar days. Shareholders can avoid this delay by utilizing the wire purchase option. The funds reserve the right to suspend redemptions or postpone the date of payment for more than seven days (i) when the NYSE is closed (other than for customary weekend and holiday closings); (ii) when trading on the NYSE is restricted; (iii) when the SEC determines that an emergency exists so that disposal of a fund's investments or determination of its NAV is not reasonably practicable; or (iv) by order of the SEC for protection of a fund's shareholders. Shares are not subject to a redemption fee.

Shareholders who hold shares through an IRA or other retirement plan must indicate on their written redemption request whether to withhold federal income tax. Redemption requests failing to indicate an election not to have that tax withheld will generally be subject to 10% withholding thereof. Shares held in an IRA or other retirement plan accounts may be redeemed by telephone at 800.421.4184. Investors will be asked whether or not to withhold taxes from any distribution.

You may contact your financial adviser or the funds' transfer agent with instructions to sell your investment in the following ways. Availability of these options may be limited by your financial adviser or institution.

Through your financial adviser | You may sell your shares through your financial adviser who can prepare the necessary documentation. Your financial adviser will transmit your request to sell shares of your fund and may charge you a fee for this service. Availability of these options may be limited by your financial adviser or institution.

By telephone | You may sell shares by telephone by calling 800.421.4184 prior to the close of regular trading on the NYSE, which is typically 4:00 p.m. ET. If you do not wish to have telephone redemption privileges, you must complete the appropriate section of the account application.

When redeeming shares by telephone, payment of less than \$100,000 can be made in one of the following ways:

- Directly to a bank account for which you have previously provided information to us in writing on your account application or subsequent form. Redemption proceeds can be wired or funds may be sent via electronic funds transfer through the Automated Clearing House (ACH) network. Wires are subject to a \$15 fee. There is no charge to have proceeds sent via the ACH system and funds are generally available in your bank account two to three business days after we receive your request; or
- By check to your address of record, provided there has not been an address change in the last 30 calendar days.

Once a telephone transaction has been placed, it cannot be canceled or modified after the close of regular trading on the NYSE (generally, 4:00 p.m., Eastern time). During periods of high market activity, shareholders may encounter higher than usual call wait times. Please allow sufficient time to place your telephone transaction. If you are unable to reach the fund by telephone, you may sell shares of the fund by sending a written redemption request to the transfer agent (see the "In writing" section below).

In writing | You may sell shares of a fund by sending a written redemption request to the transfer agent at the address below. Your request should be in good order and should specify the fund name and class, your account number, the name(s) in which the account is registered and the dollar value or number

Your Investment

PROSPECTUS | 5.1.2025

of shares you wish to sell. Additional documentation may be required for sales of shares held in corporate, partnership or fiduciary accounts. Contact the transfer agent at 800.421.4184 with questions on required documentation.

Regular Mail (Prior to June 2, 2025)

Carillon Family of Funds
c/o U.S. Bank Global Fund Services
P.O. Box 701
Milwaukee, WI 53201-0701

Overnight delivery (Prior to June 2, 2025)

Carillon Family of Funds
c/o U.S. Bank Global Fund Services
615 East Michigan Street, Third Floor
Milwaukee, WI 53202-5207

Regular mail (Effective June 2, 2025)

Carillon Family of Funds
c/o U.S. Bank Global Fund Services
P.O. Box 219252
Kansas City, MO 64121-9252

Overnight delivery (Effective June 2, 2025)

Carillon Family of Funds
c/o U.S. Bank Global Fund Services
801 Pennsylvania Ave, Suite 219252
Kansas City, MO 64105-1307

Note: The funds do not consider the U.S. Postal Service or other independent delivery services to be their agents. Therefore, deposit in the mail or with such services, or receipt at U.S. Bancorp Fund Services LLC's post office box, of purchase orders or redemption requests does not constitute receipt by the transfer agent of the funds. Receipt of purchase orders or redemption requests is based on when the order is received at the Transfer Agent's offices.

The transfer agent may require a signature guarantee for certain redemption requests. A signature guarantee assures that your signature is genuine and protects you from unauthorized account redemptions.

A signature guarantee, from either a Medallion program member or a non-Medallion program member, of each owner is required in the following situations:

- When ownership is being changed on your account;
- When redemption proceeds are payable to or sent to any person, address or bank account not on record;
- When a redemption request is received by the transfer agent and the account address has changed within the last 30 calendar days; and/or
- For redemptions in excess of \$100,000, with the exception of directly traded business or omnibus accounts, to existing instructions on file.

In addition to the situations described above, the funds and/or transfer agent reserve the right to require a signature guarantee in other instances based on the circumstances relative to the particular situation.

Signature guarantees will generally be accepted from domestic banks, brokers, dealers, credit unions, national securities exchanges, registered securities associations, clearing agencies and savings associations, as well as from participants in the NYSE Medallion Signature Program and the Securities Transfer Agents Medallion Program ("STAMP"). A notary public is not an acceptable signature guarantor.

Non-financial transactions, including establishing or modifying certain services on an account, may require a signature guarantee or signature verification from a Signature Validation Program member or other acceptable form of authentication from a financial institution source.

The funds reserve the right to waive any signature requirement at their discretion.

Through our website | For certain accounts, you may sell shares through our website, rjinvestmentmanagement.com, prior to the close of regular trading on the NYSE, which is typically 4:00 p.m. ET.

When redeeming shares through our website, payment of less than \$100,000 can be made in one of the following ways:

- Directly to a bank account for which you have previously provided information to us in writing on your account application or subsequent form. Funds are generally available in your bank account two to three business days after we receive your request; or
- By check to your address of record, provided there has not been an address change in the last 30 calendar days.

Once an online transaction has been placed, it cannot be canceled or modified.

Systematic withdrawal plan | You may establish a plan for periodic withdrawals from your account. Withdrawals can be made on the 1st, 5th, 10th, or 20th day of the month at monthly, quarterly, semi-annual or annual intervals. If such a day falls on a weekend or holiday, the withdrawal will take place on the next business day. To establish a plan, complete the appropriate section of the account application or the Carillon Systematic Withdrawal Plan Request form (available from your financial adviser, the funds or through our website, rjinvestmentmanagement.com) and send that form to the transfer agent. The funds reserve the right to cancel systematic withdrawals if insufficient shares are available for two or more consecutive months.

If you elect this method of redemption, a check will be sent to your address of record, or payment will be made via electronic funds transfer through the ACH network directly to your bank account. For payment through the ACH network, your bank must be an ACH member and your bank account information must be maintained on your fund account. The systematic withdrawal plan may be terminated at any time by the funds. You may also elect to terminate your participation in the systematic withdrawal plan at any time by contacting the transfer agent at least five days prior to the next withdrawal.

A withdrawal under the systematic withdrawal plan involves a redemption of shares and may result in a gain or loss for federal income tax purposes. In addition, if the amount withdrawn exceeds any increase in the value of your account (due to asset appreciation or dividends credited to your account, for example) the account ultimately may be depleted. If insufficient shares are available to provide the full and final systematic withdrawal payment amount requested, the account will be redeemed in its entirety.

How To Exchange Your Shares

For shares managed by a Plan Administrator or Recordkeeper, please contact the Plan Administrator or Recordkeeper to place an exchange request.

You can exchange shares of one Carillon fund for shares of the same class of any other Carillon fund, subject to the investment requirements of that fund. Obtain a prospectus of that fund from your financial adviser, the funds or through our website, rjinvestmentmanagement.com. You may exchange your shares by calling your financial adviser or the funds if you exchange to like-titled Carillon accounts. Written instructions with a signature guarantee are required if the accounts are not identically registered. An exchange of shares is treated for federal income tax purposes as a redemption (sale) of the shares of the fund from which you are exchanging, on which you might realize a capital gain or loss (unless you hold your shares through a tax-deferred arrangement), and a purchase of shares of the fund into which you are exchanging.

Shares in a Carillon fund on which a sales charge was previously paid will be exchanged for shares of the same share class of another Carillon fund with no additional sales charge for the duration that the shares remain in the Carillon Family of Funds. Exchanges may be subject to a CDSC as described above in "How to Sell Your Investment." For purposes of determining the CDSC, Class A and Class C shares will continue to age from their original investment date and will retain the same CDSC rate as they had before the exchange. However, any period of time you held shares of a money market fund managed or offered by the Manager will not be counted for purposes of calculating the CDSC.

You may be able to convert your shares of a fund to a different share class of the same fund that has a lower expense ratio provided certain conditions are met; unlike an exchange of one fund's shares for shares of another fund, a conversion of shares of a fund to a different class of shares of the same fund generally is not a taxable event. This conversion feature is intended for shares held through a financial intermediary offering a fee-based or wrap fee program that has an agreement with the Adviser or the Distributor specific for this purpose. In such instance, your shares may be converted under certain circumstances. Generally, Class C shares are not eligible for conversion until the applicable CDSC period has expired. Retirement class shares of a fund may be converted to Class A or Class I shares of the same fund if you cease to satisfy the share eligibility requirements of the retirement class and meet the conditions of the receiving fund. Please contact the funds or your financial adviser for additional information.

Please consult a tax professional before requesting an exchange. Not all share classes are available through all intermediaries. Each Carillon fund reserves the right to reject any exchange request and to modify or terminate the exchange privilege at any time.

Valuing Your Shares

The price at which an order to purchase or sell a fund's shares is effected is based on the NAV per share of each class of a fund next calculated after the order is placed, plus any applicable sales charge. Each fund normally determines the NAV of its shares each business day as of the scheduled close of regular trading on the New York Stock Exchange (NYSE) and the Nasdaq, (typically 4:00 p.m. ET). The NYSE and NASDAQ normally are open for business Monday through Friday except the following holidays: New Year's Day, Martin Luther King Day, President's Day, Good Friday, Memorial Day, Juneteenth, Independence Day, Labor Day, Thanksgiving Day and Christmas Day. The fund will not treat an intraday unscheduled disruption in trading on either the NYSE or Nasdaq as a closure of that particular market, and will price its shares as of the normally scheduled close of the NYSE and Nasdaq if the disruption directly affects only one of those markets. If the NYSE or other securities exchange modifies the published closing price of securities traded on that exchange after the NAV is calculated, the funds are not required to recalculate their NAV. The funds do not price their shares on days that the NYSE is closed.

Generally, portfolio securities for which market quotations are readily available are valued at market value; however, the market quotation price may be adjusted to reflect events that occur between the close of those markets and the time of the funds' determination of the NAV. A market quotation may be considered unreliable or unavailable for various reasons, such as (1) the quotation may be stale, (2) the quotation may be unreliable because the security is not actively traded, (3) trading on the security halted before the close of the trading market, (4) the security is newly issued, (5) issuer specific or vendor-specific events occurred after the security halted trading, or (6) due to the passage of time between the close of the market on which the security trades and the close of the NYSE and the Nasdaq. Issuer specific events that may cause the last market quotation to be unreliable include (1) a merger or insolvency, (2) events which affect a geographical area or an industry segment, such as political events or natural disasters, or (3) market events, such as a significant movement in the U.S. markets.

For most securities, both the latest transaction prices and adjustments are furnished by independent pricing services. All other securities and assets for which market quotations are unavailable or unreliable are valued at their fair value in good faith using the investment adviser's Pricing and Valuation Procedures ("Procedures"), which have been approved by the Board. For example, small-cap securities that are thinly traded or illiquid may be fair valued. Fair value is the amount that the owner might reasonably expect to receive for the security upon its current sale. Fair value requires consideration of all appropriate

factors, including indications of fair value available from independent pricing services. A fair value price is an estimated price and may vary from the prices used by other mutual funds to calculate their NAV.

Rule 2a-5 under the Investment Company Act (the “Valuation Rule”) establishes requirements for determining fair value in good faith for purposes of the Investment Company Act, including related oversight and reporting requirements. The rule also defines when market quotations are “readily available” for purposes of the Investment Company Act, the threshold for determining whether a fund must fair value a security.

The Valuation Rule permits a fund’s board to designate the fund’s primary investment adviser as “valuation designee” to perform the fund’s fair value determinations subject to board oversight and certain reporting and other requirements intended to ensure that the registered investment company’s board receives the information it needs to oversee the investment adviser’s fair value determinations.

The Board has designated Carillon as valuation designee under the Valuation Rule to perform fair value functions in accordance with the requirements of the Valuation Rule. Carillon performs these duties through a Valuation Committee, comprised of employees of Carillon and/or its wholly-owned affiliates. Carillon’s Valuation Committee monitors for circumstances that may necessitate the use of fair value. In the event that (1) market quotations are not readily available, (2) readily available market quotations are not reflective of market value (prices deemed unreliable), or (3) a significant event has been recognized in relation to a security or class of securities, the Valuation Committee will determine such securities’ fair value in accordance with the Procedures. Significant events include, but are not limited to, single-issuer events such as corporate announcements or earnings, multiple-issuer events such as natural disasters and significant market fluctuations.

There can be no assurance, however, that a fair value price used on any given day will more accurately reflect the market value of a security than the market price of such security on that day, as fair valuation determinations may involve subjective judgments made by the Valuation Committee. Fair value pricing may deter shareholders from trading a fund’s shares on a frequent basis in an attempt to take advantage of arbitrage opportunities resulting from potentially stale prices of portfolio holdings. However, it cannot eliminate the possibility of frequent trading. Specific types of securities are valued as follows:

- **Domestic Exchange Traded Equity Securities** — Market quotations are generally available and reliable for domestic exchange-traded equity securities. If the prices provided by the independent pricing service and independent quoted prices are unavailable or unreliable, the Valuation Committee will fair value the security using the Procedures.
- **Foreign Equity Securities** — If market quotations are available and reliable for foreign exchange-traded equity securities, the securities will be valued at the market quotations. Because trading hours for certain foreign securities end before the close of the NYSE and the Nasdaq, closing market quotations may become unreliable. Consequently, fair valuation of portfolio securities may occur on a daily basis. The Valuation Committee, using the Procedures, may fair value a security if certain events occur between the time the trading of a particular security ends in a foreign market and a fund’s NAV calculation. The Valuation Committee, using the Procedures, may also fair value a particular security if the events are significant and make the closing price unavailable or unreliable. If an issuer-specific event has occurred that the Valuation Committee determines, in its judgment, is likely to have affected the closing price of a foreign security, it will price the security at fair value. The Valuation Committee also utilizes a screening process from a pricing vendor to indicate the degree of certainty, based on historical data, that the closing price in the principal market where a foreign security trades is not the current market value as of the close of the NYSE. Securities and other assets quoted in foreign currencies are valued in U.S. dollars based on exchange rates provided by an independent pricing service. The pricing vendor, pricing methodology or degree of certainty may change from time to time. Fund securities primarily traded on foreign markets may trade on days that are not business days of the funds. Because the NAV of a fund’s shares is determined only on business days of the fund, the value of the portfolio securities of a fund that invests in foreign securities may change on days when shareholders would not be able to purchase or redeem shares of the fund.
- **Fixed Income Securities** — Government bonds, corporate bonds, asset-backed bonds, municipal bonds, short-term securities (investments that have a maturity date of 60 days or less) and convertible securities, including high yield or junk bonds, normally are valued on the basis of evaluated prices provided by independent pricing services. Evaluated prices provided by the independent pricing services may be determined without exclusive reliance on quoted prices, and may reflect appropriate factors and appropriate methodologies that have been considered, such as institution-size trading in similar groups of securities, developments related to special securities, dividend rate, maturity and other market data. If the evaluated prices provided by the independent pricing service and independent quoted prices are unavailable or unreliable, the Valuation Committee will fair value the security using the Procedures.
- **Futures and Options** — Futures and options are valued on the basis of market quotations, if available and reliable. If prices provided by independent pricing services and independent quoted prices are unavailable or unreliable, the Valuation Committee will fair value the security using the Procedures.
- **Credit Default Swaps** — Credit default swaps are valued with prices provided by independent pricing services. If prices provided by independent pricing services are unavailable or unreliable, the Valuation Committee will fair value the security using the Procedures.
- **Forward Contracts** — Forward contracts are valued daily at current forward rates provided by an independent pricing services. If prices provided by independent pricing services and independent quoted prices are unavailable or unreliable, the Valuation Committee will fair value the security using the Procedures.
- **Investment Companies and ETFs** — Investments in other open-end investment companies are valued at their reported NAV. The prospectuses for these companies explain the circumstances under which these companies will use fair value pricing and the effect of the fair value pricing. In addition, investments in closed-end funds and ETFs are valued on the basis of market quotations, if available and reliable. If the prices provided by independent pricing services and independent quoted prices are unavailable or unreliable, the Valuation Committee will fair value the security using the Procedures.

Account and Transaction Policies

Doing Business with the Funds

Timing of orders | All orders to purchase or sell shares are executed at the next NAV, plus any applicable sales charge, calculated after the order has been received in “good order” by an authorized agent of the funds. Orders are accepted until the close of regular trading on the NYSE every business day, normally 4:00 p.m. ET, and are executed the same day at that day’s price. To ensure this occurs, the Distributor and/or dealers are responsible for transmitting all orders to the funds in compliance with their contractual deadline.

Good order requirements | For the funds to process a request, it must be in “good order.” Good order means that Carillon has been provided sufficient information necessary to process the request as outlined in this Prospectus, including:

- The shareholder’s name;
- The name of the fund;
- The account number;
- The share or dollar amount to be transacted; and
- The signatures of all registered shareholders with signature guarantees, if applicable.

Further, there must not be any restrictions applied to the account. Certain requests are subject to the transfer agent’s verification procedures before they are considered in good order. A request is not considered to be in “good order” by the funds until it meets these requirements.

Account registration options | Carillon offers several options for registering your account. To establish a Transfer on Death (“TOD”) arrangement, an additional TOD agreement is required. Additionally, Carillon offers a range of IRA plans including traditional, Roth, SEP and SIMPLE IRA plans. IRA plans require a separate adoption agreement as well as separate forms to sell your shares. The TOD and IRA agreements are available from your financial adviser, the funds or through our website, rjinvestmentmanagement.com.

Customer identification and verification procedures | The funds are required under the USA PATRIOT Act to obtain certain information about you in order to open an account. You must provide the funds with the name, physical address (mailing addresses containing only a P.O. Box are not accepted), Social Security or other taxpayer identification number and date of birth of all owners of the account. If you do not provide us with this information, your account will not be opened and your investment will be returned. If you are opening the account in the name of a legal entity (*e.g.*, partnership, limited liability company, business trust, corporation, etc.), you must also supply the identity of the beneficial owners. For these entities, the person opening the account on the entity’s behalf must provide this information. The funds will use this information to verify your identity using various methods. In the event that your identity cannot be sufficiently verified, the funds may employ additional verification methods or refuse to open your account. Under certain circumstances, it may be appropriate for the funds to close or suspend further activity in an account.

Shares of the funds have not been registered for sale outside of the United States and U.S. territories. The funds generally do not permit the establishment of new accounts for foreign individuals or entities. The Carillon funds generally do not sell shares directly to individual investors residing outside the United States, even if they are United States citizens or lawful permanent residents, except to investors at United States embassies with DPO addresses and investors with United States military APO or FPO addresses. Non-individual entities registered outside the United States, except Plan Administrators that have entered into an agreement with the Distributor, are not permitted to invest directly with the funds.

Restrictions on orders | The funds and the Distributor reserve the right to reject any purchase or exchange order for any reason and to suspend the offering of fund shares for a period of time. There are certain times when you may not be able to sell shares of a fund or when we may delay paying you the redemption proceeds. This may happen during unusual market conditions or emergencies as a result of which a fund cannot determine the value of its assets or sell its holdings.

Website | Subject to availability by your financial institution, you may access your account information, including balances, statements, tax forms and transaction history, through our website, rjinvestmentmanagement.com. You may also update your account and process purchases, redemptions, and exchanges through our website. Additional information, including current fund performance and various account forms and agreements, is also available on our website.

Telephone | For your protection, telephone requests may be recorded in order to verify their accuracy and monitor call quality. In addition, we will take measures to verify the identity of the caller, such as asking for name, account number, Social Security or other taxpayer identification number and other relevant information. If appropriate measures are taken, we are not responsible for any losses that may occur to any account due to an unauthorized telephone request. If an account has more than one owner or authorized person, the funds will accept telephone instructions from any one owner or authorized person.

Account and Transaction Policies

PROSPECTUS | 5.1.2025

Payment of redemption proceeds | The funds generally intend to meet redemption requests, under both normal and stressed market conditions, by paying out available cash, by selling portfolio holdings (including cash equivalent portfolio holdings), or by borrowing through the funds' line of credit and other available methods. The funds also reserve the right to satisfy redemption requests in whole or in part by making payment in securities or other property (this is known as a redemption-in-kind) in stressed market conditions and other appropriate circumstances. To the extent the funds redeem their shares in marketable securities the shareholder assumes any risk of the market price of such securities fluctuating. In addition, the shareholder will bear any brokerage and related costs incurred in disposing of or selling the securities it receives from the funds and the risk that there may not be a liquid market for those securities.

Accounts with below-minimum balances | If your account balance falls below \$1,000 as a result of selling shares (and not because of performance or sales charges), each fund reserves the right to request that you buy more shares or close your account. If your account balance is still below the minimum 30 calendar days after notification, each fund reserves the right to close your account and send the proceeds to your address of record.

Abandoned accounts | Your mutual fund account may be transferred to your state of residence if no activity occurs within your account during the "inactivity period" specified in your state's abandoned property laws. If the funds are unable to locate a shareholder, they will determine whether the shareholder's account can legally be considered abandoned. The funds are legally obligated to escheat (or transfer) abandoned property to the appropriate state's unclaimed property administrator in accordance with statutory requirements. The shareholder's last known address of record determines which state has jurisdiction. Interest or income is not earned on redemption or distribution checks sent to you during the time the check remained uncashed. Investors who are residents of the state of Texas may designate a representative to receive legislatively required unclaimed property due diligence notifications. Please contact the funds to complete a Texas Designation of Representative form.

Market timing | Market timing typically refers to the practice of frequent trading in the shares of mutual funds in order to exploit inefficiencies in fund pricing. Such transactions include trades that occur when a fund's NAV does not fully reflect the value of the fund's holdings — for example, when a fund owns holdings, such as foreign or thinly traded securities, that are valued in a manner that may not reflect the most updated information possible. The NAV for the International Stock Fund may reflect price differentials because it invests significantly in foreign securities. Each fund generally prices its foreign securities using fair valuation procedures approved by the Board as part each fund's calculation of its NAV. These prices may be affected by events that occur after the close of a foreign market but before each fund prices its shares. Excessive trading or market timing can be disruptive to a fund's efficient management and have a dilutive effect on the value of the investments of long-term fund shareholders, increase the transaction and other costs of a fund and increase the fund's recognized net capital gains (and, therefore, unless the fund has a net capital loss for, or capital loss carryover to, the taxable year in which the gains are realized, taxable distributions to its shareholders), all of which could reduce the return to fund shareholders.

The Board has adopted policies reasonably designed to deter short-term trading of fund shares. The funds will not enter into agreements to accommodate frequent purchases or exchanges. Further, the funds have adopted the following guidelines:

- The funds review transaction activity, using established criteria, to identify transactions that may signal excessive trading.
- The funds may reject any purchase or exchange orders, in whole or in part, that in their opinion, appear excessive in frequency and/or amount or otherwise potentially disruptive to a fund. The funds may consider the trading history of accounts under common ownership or control in this determination.
- All shareholders are subject to these restrictions regardless of whether you purchased your shares directly from the funds or through a financial intermediary. The funds reserve the right to reject combined or omnibus orders in whole or in part.
- The funds seek the cooperation of broker-dealers and other financial intermediaries by various methods such as entering into agreements whereby the funds will request information regarding the identity of specific investors, transaction information and restricting the ability of particular investors to purchase fund shares.

While the funds apply these policies, there is no guarantee that all market timing will be detected.

Disclosure of portfolio holdings | Periodically, customers of the funds express interest in having current portfolio holdings disclosed to them more often than required by law or regulation. To satisfy this request, the funds have adopted a policy on disclosing portfolio holdings to properly manage this process to ensure confidentiality and proper use of this information. A description of the funds' policy is included in the SAI. Portfolio information can be found on our website, rjinvestmentmanagement.com.

Account statements | If you purchase shares directly from a fund, you will receive monthly or quarterly statements detailing fund balances and all transactions completed during the prior period and a confirmation of each transaction. Automatic reinvestments of distributions and systematic investments/withdrawals may be confirmed only by monthly or quarterly statements. You should verify the accuracy of all transactions in your account as soon as you

receive your confirmations and statements and immediately notify the funds or your financial adviser of any discrepancies. To enroll in eDelivery of account statements, visit our website, rjinvestmentmanagement.com.

Householding | In an effort to decrease costs, the funds intend to reduce the number of duplicate prospectuses, supplements and other similar documents you receive by sending only one copy of each to those addresses shared by two or more accounts and to shareholders we reasonably believe are from the same family or household. Once implemented, if you would like to discontinue householding for your accounts, please call toll-free at 800.421.4184 to request individual copies of these documents. Once the funds receive notice to stop householding, we will begin sending individual copies thirty days after receiving your request. This policy does not apply to account statements.

Dividends, Other Distributions and Taxes

General | Each fund distributes all or substantially all of its net investment income and net capital and foreign currency gains, if any, to its shareholders every year. Each fund distributes dividends from its net investment income ("dividends") to its shareholders annually, except Growth & Income Fund, which distributes dividends to its shareholders quarterly and Real Income Fund, Short Duration High Yield Fund, Core Bond Fund, Core Plus Bond Fund and Unconstrained Bond Fund, which distribute dividends to their shareholders monthly. Net investment income generally consists of dividends and interest income received on investments, less expenses.

The dividends you receive from a fund generally will be taxed as ordinary income. A portion of those dividends may be eligible for the maximum federal income tax rates applicable to "qualified dividend income" distributed to individual and certain other non-corporate shareholders (each, a "non-corporate shareholder") who satisfy certain holding period and other restrictions with respect to their fund shares. Those maximum rates are 15% for a single shareholder with taxable income not exceeding \$533,400, (\$600,050 for married shareholders filing jointly) and 20% for non-corporate shareholders with taxable income exceeding those respective amounts, which apply for 2025 and will be adjusted for inflation annually. Qualified dividend income consists of dividends received from U.S. corporations and certain qualifying non-U.S. corporations when the fund satisfies certain holding period requirements with respect to the shares on which such dividends are paid.

Each fund also distributes net capital gains (and, in the case of certain funds, net gains from foreign currency transactions), if any, to its shareholders, normally once a year. A fund generates capital gains when it sells assets in its portfolio for profit. Capital gain distributions are taxed differently depending on how long the fund held the asset(s) that generated the gain (not on how long you hold your shares in the fund). Distributions to you of net capital gains recognized on the sale of assets held for one year or less are taxed as ordinary income; distributions to you of net capital gains recognized on the sale of assets held longer than one year are taxed at the maximum federal income tax rates mentioned above.

Generally, fund distributions are taxable to you in the year you receive them. However, any distributions that are declared in October, November or December but paid in January generally are taxable as if received on December 31. Tax laws and rates often change over time. Please consult a tax professional for more information.

A fund's distributions of dividends and net realized gains are automatically reinvested in additional shares of the distributing class of the fund at NAV (without sales charge) unless you opt to take your distributions in cash, in the form of a check, or direct them for purchase of shares in the same class of another fund. You are taxed in the same manner whether you receive your dividends and other distributions in cash or reinvest them in additional fund shares. If you elect to receive dividends and/or other distributions in cash, and the U.S. Postal Service cannot deliver the check, or if a check remains outstanding for six months, each fund reserves the right to reinvest the amount of the distribution check in your account, at the fund's then-current NAV per share, and to reinvest all subsequent distributions. If you wish to change your distribution option, write or call the funds at 800.421.4184. Changes should be submitted five days prior to the record date of the next distribution.

Account and Transaction Policies

PROSPECTUS | 5.1.2025

In general, redeeming or exchanging shares and receiving distributions (whether reinvested or taken in cash) are all taxable events. Fund transactions typically are treated for federal income tax purposes as follows:

Type of transactions	Federal income tax status
Income dividends	Ordinary income; all or part may be eligible for 15%/20% maximum rates for non-corporate shareholders
Net short-term capital gain* and foreign currency gain distributions	Ordinary income
Net capital gain** distributions	Long-term capital gains; eligible for 15%/20% maximum rates for non-corporate shareholders
Redemptions or exchanges of fund shares owned for more than one year	Long-term capital gains or losses (rates noted above)
Redemptions or exchanges of fund shares owned for one year or less	Gains are taxed at the same rate as ordinary income; losses are subject to special rules

*The excess of net short-term capital gain over net long-term capital loss.

**The excess of net long-term capital gain over net short-term capital loss.

An individual must pay a 3.8% tax on the lesser of (1) the individual’s “net investment income,” which generally includes dividends and other distributions a fund pays and net gains realized on a redemption or exchange of a fund’s shares, or (2) the excess of the individual’s “modified adjusted gross income” over a threshold amount (\$250,000 for married persons filing jointly and \$200,000 for single taxpayers). This tax is in addition to any other taxes due on that income. A similar tax applies to estates and trusts. Shareholders should consult their own tax advisors regarding the effect, if any, this provision may have on their investment in a fund (or funds).

Withholding taxes | If you are a non-corporate shareholder and a fund does not have your correct Social Security or other taxpayer identification number, federal law requires us to withhold and pay to the Internal Revenue Service (“IRS”) 24% of the distributions and redemption proceeds (regardless of the extent to which you realize a gain or loss) otherwise payable to you. If you are subject to backup withholding for any other reason, we also must withhold and pay to the IRS 24% of the distributions otherwise payable to you. Any tax withheld may be applied against the federal income tax liability on your tax return. State law may also require us to withhold and pay to your state of residence a portion of your distributions and redemption proceeds.

Tax reporting | If your account receives distributions or has withholding or other activity required to be reported to the IRS, we will send you the appropriate tax form that reflects the amount and tax status of that activity. Such tax forms will be mailed early in each year for the prior calendar year in accordance with IRS guidelines. To enroll in eDelivery of tax forms, visit our website, rjinvestmentmanagement.com. Certain investors, depending on their financial intermediary, may be ineligible to receive tax forms via eDelivery.

Each fund is required to report annually to both shareholders and the IRS basis information of fund shares acquired after December 31, 2011 (“Covered Shares”). Each fund will compute the basis of your redeemed or exchanged Covered Shares using the average basis method, which is each fund’s “default method,” unless you contact the fund to select a different IRS-accepted method (such as a specific identification method) at the time of each redemption or exchange, which you may not change after the settlement date thereof. If your account is held by your financial adviser or other broker-dealer, that firm may select a different default method; in such a case, please contact that firm to obtain information with respect to the available methods and elections for your account with it. You should carefully review the basis information provided by each fund or your financial adviser or other broker-dealer and make any basis, holding period or other adjustments that are required when reporting these amounts on your income tax returns.

Because everyone’s tax situation is unique, always consult your tax professional about federal, state and local tax consequences.

Additional Information

The Board oversees generally the operations of the funds. The Trust enters into contractual arrangements with various parties, including among others, the funds’ manager, subadvisers, custodian, transfer agent, and accountants, who provide services to the funds. Shareholders are not parties to any such contractual arrangements or intended beneficiaries of those contractual arrangements, and those contractual arrangements are not intended to create in any shareholder any right to enforce them directly against the service providers or to seek any remedy under them directly against the service providers.

This Prospectus provides information concerning the funds that you should consider in determining whether to purchase fund shares. Neither this Prospectus nor the Statement of Additional Information is intended, or should be read, to be or give rise to an agreement or contract between the Trust or the funds and any investor, or to give rise to any rights in any shareholder or other person other than any rights under federal or state law that may not be waived. Nothing in this Prospectus, the Statement of Additional Information or the funds' reports to shareholders is intended to provide investment advice and should not be construed as investment advice.

Description of Indices

The Bloomberg Intermediate US Government/Credit Index tracks the performance of intermediate term U.S. government and corporate bonds.

The Bloomberg U.S. Aggregate Bond Index is a broad-based benchmark that measures the investment grade, US dollar-denominated, fixed-rate taxable bond market. The returns of the index do not include the effect of any sales charges. That means that actual returns would be lower if they included the effect of sales charges.

The Bloomberg U.S. TIPS Index is a market-value-weighted index that measures the performance of U.S. Treasury Inflation Protected Securities ("TIPS"). This index tracks the performance of U.S. TIPS, which are designed to protect investors from inflation by adjusting their principal value in response to changes in the Consumer Price Index (CPI).

The ICE BofA 1-3 Year BB US Cash Pay High Yield Index is a subset of the ICE BofA U.S. Cash Pay High Yield Index including all securities with a remaining term to final maturity less than 3 years and rated BB1 through BB3, inclusive.

The ICE BofA US 3-Month Treasury Bill Index measures the performance of a single issue of outstanding treasury bill which matures closest to, but not beyond, three months from the rebalancing date. The issue is purchased at the beginning of the month and held for a full month; at the end of the month that issue is sold and rolled into a newly selected issue.

The MSCI ACWI ex-US Index is a float-adjusted market capitalization index that is designed to measure the combined equity market performance of large- and mid-cap securities in developed and emerging market countries excluding the United States.

The Russell 1000® Growth Index measures the performance of the large-cap growth segment of the U.S. equity universe. It includes those Russell 1000 Index companies with higher price-to-book ratios and higher forecasted growth values. Its returns do not include the effect of any sales charges. That means that actual returns would be lower if they included the effect of sales charges.

The Russell 2000® Growth Index measures the performance of the small-cap growth segment of the U.S. equity universe. It includes those Russell 2000 Index companies with higher price-to-value ratios and higher forecasted growth values. Its returns do not include the effect of any sales charges. That means that actual returns would be lower if they included the effect of sales charges.

The Russell 2000® Value Index measures the performance of the small-cap value segment of the US equity universe. It includes those Russell 2000 companies with relatively lower price-to-book ratios, lower I/B/E/S forecasted medium term (2 year) growth and lower sales per share historical growth (5 years).

The Russell 3000® Index measures the performance of 3,000 stocks and includes all large-cap, mid-cap and small-cap US equities, along with some microcap stocks. The index is designed to represent approximately 98% of investable US equities by market capitalization.

The Russell Midcap® Index measures the performance of the mid-cap segment of the U.S. equity universe. The Russell Midcap is a subset of the Russell 1000® Index. It includes approximately 800 of the smallest securities based on a combination of their market cap and current index membership. Its returns do not include the effect of any sales charges. That means that actual returns would be lower if they included the effect of sales charges.

The Russell Midcap® Growth Index measures the performance of the mid-cap growth segment of the U.S. equity universe. It includes those Russell Midcap Index companies with higher price-to-book ratios and higher forecasted growth values. Its returns do not include the effect of any sales charges. That means that actual returns would be lower if they included the effect of sales charges.

The Russell Midcap® Value Index measures the performance of the mid-cap value segment of the US equity universe. It includes those Russell Midcap Index companies with relatively lower price-to-book ratios, lower I/B/E/S forecasted medium term (2 year) growth and lower sales per share historical growth (5 years).

The S&P 500® Index is an unmanaged index of 500 U.S. stocks and gives a broad look at how stock prices have performed. The index includes 500 leading companies and captures approximately 80% coverage of available market capitalization. Its returns do not include the effect of any sales charges. That means that actual returns would be lower if they included the effect of sales charges.

Fund Symbols, CUSIPs and Codes

Fund	Class	Symbol	CUSIP	Fund Code
Carillon Chartwell Mid Cap Value Fund	A	BERAX	14214M393	5923
	C	BERBX	14214M385	5924
	I	BERCX	16140T301	5758
	R-6	BERDX	14214M377	5925
Carillon Chartwell Small Cap Growth Fund	A	CWSAX	14214M369	5926
	C	CWSBX	14214M351	5927
	I	CWSGX	16140T608	5762
	R-6	CWSRX	14214M344	5928
Carillon Chartwell Small Cap Value Fund	A	CWSCX	14214M336	5920
	C	CWSHX	14214M328	5921
	I	CWSIX	16140T509	5763
	R-6	CWSWX	14214M310	5922
Carillon ClariVest Capital Appreciation Fund	A	HRCPX	14214L106	3850
	C	HRCCX	14214L205	3851
	I	HRCIX	14214L304	3852
	R-6	HRCUX	14214L601	3855
Carillon ClariVest International Stock Fund	A	EISAX	14214L825	3946
	C	EISDX	14214L817	3947
	I	EISIX	14214L791	3948
	R-6	EISVX	14214L767	3951
Carillon Eagle Growth & Income Fund	A	HRCVX	14214L809	3868
	C	HIGCX	14214L882	3869
	I	HIGJX	14214L874	3870
	R-6	HIGUX	14214L841	3873
Carillon Eagle Mid Cap Growth Fund	A	HAGAX	14214L668	3904
	C	HAGCX	14214L650	3905
	I	HAGIX	14214L643	3906
	R-6	HRAUX	14214L619	3909
Carillon Eagle Small Cap Growth Fund	A	HRSCX	14214L510	3931
	C	HSCCX	14214L494	3932
	I	HSIIX	14214L486	3933
	R-6	HSRUX	14214L452	3936

Fund	Class	Symbol	CUSIP	Fund Code
Carillon Scout Mid Cap Fund	A	CSMEX	14214M807	4142
	C	CSMFX	14214M880	4143
	I	UMBMX	14214M872	4064
	R-6	CSMUX	14214M849	4146
Carillon Chartwell Small Cap Fund	A	CSSAX	14214M823	4148
	C	CSSJX	14214M815	4149
	I	UMBHX	14214M799	4065
	R-6	CSSVX	14214M765	4152
Carillon Chartwell Real Income Fund	A	BERGX	14214M468	5929
	C	BERHX	14214M450	5930
	I	BERIX	16140T202	5759
	R-6	BERSX	14214M443	5931
Carillon Chartwell Short Duration High Yield Fund	A	CWFAX	14214M435	5916
	C	CWFCX	14214M427	5917
	I	CWFIX	16140T400	5761
	R-6	CWFRX	14214M419	5918
Carillon Reams Core Bond Fund	A	CRCBX	14214L270	4160
	C	CRCDX	14214L262	4161
	I	SCCIX	14214L254	4067
	R-6	CRCUX	14214L221	4164
Carillon Reams Core Plus Bond Fund	A	SCPDX	14214M666	4165
	C	SCPEX	14214M658	4166
	I	SCPZX	14214M641	4069
	R-6	SCPWX	14214M617	4169
Carillon Reams Unconstrained Bond Fund	A	SUBDX	14214M740	4170
	C	SUBEX	14214M732	4171
	I	SUBFX	14214M724	4071
	R-6	SUBTX	14214M682	4174

Financial Highlights

PROSPECTUS | 5.1.2025

The financial highlights table is intended to help you understand the performance of each class of fund shares for the periods indicated. Certain information reflects financial results for a single Class A, Class C, Class I, or Class R-6 share. Prior to April 26, 2024, the Class I shares of the Carillon Chartwell Mid Cap Value Fund, Carillon Chartwell Small Cap Growth Fund, Carillon Chartwell Small Cap Value Fund, Carillon Chartwell Real Income Fund and Carillon Chartwell Short Duration High Yield Fund were designated as Class Chartwell shares. Effective on or about the close of business on March 1, 2024, for the Carillon ClariVest Capital Appreciation Fund, Carillon ClariVest International Stock Fund, Carillon Eagle Growth & Income Fund, Carillon Eagle Mid Cap Growth Fund, Carillon Eagle Small Cap Growth Fund, Carillon Scout Mid Cap Fund, Carillon Chartwell Small Cap Fund, Carillon Reams Core Bond Fund, Carillon Reams Core Plus Bond Fund and Carillon Reams Unconstrained Bond Fund, Class Y shares were combined into Class A shares, and Class R-3 and Class R-5 shares were combined into Class I shares.

Based upon the commencement of operations for some of the fund and/or share classes, there may be less than five years' worth of financial information available. The total returns in the table represent the rate that an investor would have earned or lost on an investment in the fund (assuming reinvestment of all dividends and other distributions). This table is a part of the fund's financial statements, which are included in the annual report and semi-annual reports for Carillon Series Trust, and are incorporated by reference into the Statement of Additional Information (available on our website and upon request).

For the Carillon Chartwell Mid Cap Value Fund, Carillon Chartwell Small Cap Growth Fund, Carillon Chartwell Small Cap Value Fund, Carillon Chartwell Real Income Fund and Carillon Chartwell Short Duration High Yield Fund (the "Carillon Chartwell Funds"), the financial statements for the period ended December 31, 2024, were audited by PricewaterhouseCoopers LLP ("PwC"), an independent registered public accounting firm, whose report is included in the funds' annual Form N-CSR, which you may obtain upon request. The financial information for the Carillon Chartwell Funds for the fiscal years ended October 31, 2020, for the fiscal period ended December 31, 2020, and for the fiscal years ended December 31, 2021, December 31, 2022 and December 31, 2023 was audited by the prior independent registered public accounting firm for the funds or a Chartwell Predecessor Fund (as defined below). Each Chartwell Predecessor Fund is the accounting and tax survivor as a result of the reorganizations. Accordingly, the financial highlights of each fund through June 30, 2022 represents the financial history of the corresponding Chartwell Predecessor Fund. Prior to the reorganizations, no fund had any investment operations.

For the Carillon ClariVest Capital Appreciation Fund, Carillon ClariVest International Stock Fund, Carillon Eagle Growth & Income Fund, Carillon Eagle Mid Cap Growth Fund, Carillon Eagle Small Cap Growth Fund, Carillon Scout Mid Cap Fund, Carillon Chartwell Small Cap Fund, Carillon Reams Core Bond Fund, Carillon Reams Core Plus Bond Fund and Carillon Reams Unconstrained Bond Fund, the financial statements in the annual report were audited by PwC, whose report is included in the funds' annual Form N-CSR, which you may obtain upon request.

Per share data for a share outstanding throughout each year/period

Fiscal period		From investment operations				Dividends & distributions			Ratios to average net asset (%)						
		Beginning net asset value	Income (loss)	Realized & unrealized gain (loss)	Total	From investment income	From realized gains	Total	Ending net asset value	With expenses waived/recovered (a)	Without expenses waived/recovered (a)	Net income (loss) (a)	Portfolio turnover rate (%) (b)	Total return (%) (b)(c)	Ending net assets (millions)
Beginning	Ending														
Carillon Chartwell Mid Cap Value Fund															
Class A*															
04/26/24	12/31/24	\$17.44	\$0.10	\$1.46	\$1.56	\$(0.14)	\$(2.06)	\$(2.20)	\$16.80	1.20	1.59	0.80	51	8.97	\$0
Class C*															
04/26/24	12/31/24	17.44	0.01	1.46	1.47	(0.05)	(2.05)	(2.10)	16.81	1.95	2.34	0.05	51	8.43	0
Class I*															
01/01/24	12/31/24	17.09	0.18	1.77	1.95	(0.19)	(2.06)	(2.25)	16.79	0.90	1.35	1.02	51	11.45	23
01/01/23	12/31/23	16.50	0.07	1.07	1.14	(0.13)	(0.42)	(0.55)	17.09	0.90	1.49	0.40	33	6.90	24
01/01/22	12/31/22	18.88	0.19	(2.38)	(2.19)	(0.18)	(0.01)	(0.19)	16.50	0.90	1.29	1.15	27	(11.63)	41
01/01/21	12/31/21	14.92	0.11	3.96	4.07	(0.11)	—	(0.11)	18.88	0.90	1.29	0.68	15	27.30	38
11/01/20	12/31/20	13.12	0.03	1.94	1.97	(0.17)	—	(0.17)	14.92	0.90	1.56	1.25	3	15.00	29
11/01/19	10/31/20	15.54	0.19	(2.28)	(2.09)	(0.18)	(0.15)	(0.33)	13.12	0.90	1.47	1.40	35	(13.81)	25
Class R-6*															
04/26/24	12/31/24	17.44	0.15	1.45	1.60	(0.19)	(2.06)	(2.25)	16.79	0.80	1.34	1.20	51	9.23	0
Carillon Chartwell Small Cap Growth Fund															
Class A*															
04/26/24	12/31/24	14.84	(0.08)	3.17	3.09	(0.36)	(0.68)	(1.04)	16.89	1.35	2.83	(0.68)	60	20.88	0
Class C*															
04/26/24	12/31/24	14.84	(0.16)	3.17	3.01	(0.29)	(0.68)	(0.97)	16.88	2.10	3.27	(1.42)	60	20.30	0
Class I*															
01/01/24	12/31/24	13.22	(0.06)	4.81	4.75	(0.40)	(0.68)	(1.08)	16.89	1.05	2.24	(0.37)	60	36.02	31
01/01/23	12/31/23	10.80	(0.02)	2.44	2.42	—	—	—	13.22	1.05	2.39	(0.20)	72	22.41	17
01/01/22	12/31/22	16.36	(0.08)	(4.96)	(5.04)	—	(0.52)	(0.52)	10.80	1.05	1.82	(0.54)	80	(30.83)	16
01/01/21	12/31/21	17.29	(0.15)	2.78	2.63	(0.01)	(3.55)	(3.56)	16.36	1.05	1.47	(0.88)	61	16.47	28
11/01/20	12/31/20	15.22	(0.01)	3.24	3.23	—	(1.16)	(1.16)	17.29	1.05	1.76	(0.58)	24	21.20	27
11/01/19	10/31/20	11.78	(0.09)	3.53	3.44	—	— +	—	15.22	1.05	1.73	(0.56)	104	29.25	23
Class R-6*															
04/26/24	12/31/24	14.84	(0.03)	3.17	3.14	(0.42)	(0.68)	(1.10)	16.88	0.95	2.27	(0.27)	60	21.23	0
Carillon Chartwell Small Cap Value Fund															
Class A*															
04/26/24	12/31/24	19.07	0.11	2.18	2.29	(0.16)	(6.10)	(6.26)	15.10	1.35	1.42	0.82	44	12.16	0
Class C*															
04/26/24	12/31/24	19.07	0.01	2.18	2.19	(0.06)	(6.07)	(6.13)	15.13	2.10	2.17	0.07	44	11.60	0
Class I*															
01/01/24	12/31/24	19.27	0.18	1.96	2.14	(0.20)	(6.11)	(6.31)	15.10	1.05	1.24	0.88	44	11.25	76
01/01/23	12/31/23	17.75	0.09	2.09	2.18	(0.21)	(0.45)	(0.66)	19.27	1.05	1.26	0.48	27	12.30	143
01/01/22	12/31/22	19.90	0.10	(2.04)	(1.94)	—	(0.21)	(0.21)	17.75	1.05	1.17	0.54	24	(9.71)	150
01/01/21	12/31/21	17.75	0.10	4.16	4.26	(0.10)	(2.01)	(2.11)	19.90	1.05	1.15	0.45	20	24.42	183
11/01/20	12/31/20	14.75	0.04	3.09	3.13	(0.13)	—	(0.13)	17.75	1.05	1.21	1.32	2	21.23	177
11/01/19	10/31/20	18.67	0.13	(3.37)	(3.24)	(0.14)	(0.54)	(0.68)	14.75	1.05	1.18	0.81	30	(18.16)	148
Class R-6*															
04/26/24	12/31/24	19.07	0.18	2.16	2.34	(0.20)	(6.11)	(6.31)	15.10	0.95	1.06	1.20	44	12.45	0

Fiscal period		From investment operations				Dividends & distributions			Ratios to average net asset (%)						Ending net assets (millions)
		Beginning net asset value	Income (loss)	Realized & unrealized gain (loss)	Total	From investment income	From realized gains	Total	Ending net asset value	With expenses waived/recovered (a)	Without expenses waived/recovered (a)	Net income (loss) (a)	Portfolio turnover rate (%) (b)	Total return (%) (b)(c)	
Beginning	Ending														
Carillon ClariVest Capital Appreciation Fund Class A*															
01/01/24	12/31/24	\$45.42	\$(0.20)	\$16.32	\$16.12	\$—	\$(6.95)	\$(6.95)	\$54.59	1.00	1.10	(0.37)	22	35.36	\$222
11/01/23	12/31/23	44.17	(0.01)	6.60	6.59	—	(5.34)	(5.34)	45.42	1.00	1.21	(0.12)	4	14.87	181
11/01/22	10/31/23	46.16	(0.07)	5.83	5.76	—	(7.75)	(7.75)	44.17	1.00	1.16	(0.16)	31	15.90	161
11/01/21	10/31/22	64.23	(0.07)	(13.68)	(13.75)	—	(4.32)	(4.32)	46.16	1.00	1.13	(0.13)	31	(22.87)	156
11/01/20	10/31/21	51.65	(0.08)	20.42	20.34	(0.05)	(7.71)	(7.76)	64.23	1.00	1.11	(0.14)	20	43.42	222
11/01/19	10/31/20	43.14	0.04	9.19	9.23	(0.13)	(0.59)	(0.72)	51.65	1.00	1.15	0.08	31	21.63	170
Class C*															
01/01/24	12/31/24	23.29	(0.31)	8.35	8.04	—	(3.54)	(3.54)	27.79	1.75	1.83	(1.12)	22	34.39	9
11/01/23	12/31/23	22.68	(0.04)	3.39	3.35	—	(2.74)	(2.74)	23.29	1.75	1.95	(0.87)	4	14.71	8
11/01/22	10/31/23	27.77	(0.20)	2.86	2.66	—	(7.75)	(7.75)	22.68	1.75	1.89	(0.90)	31	15.05	7
11/01/21	10/31/22	40.66	(0.29)	(8.28)	(8.57)	—	(4.32)	(4.32)	27.77	1.75	1.86	(0.88)	31	(23.45)	9
11/01/20	10/31/21	35.39	(0.32)	13.30	12.98	—	(7.71)	(7.71)	40.66	1.75	1.86	(0.89)	20	42.34	14
11/01/19	10/31/20	29.87	(0.21)	6.32	6.11	—	(0.59)	(0.59)	35.39	1.75	1.89	(0.66)	31	20.71	13
Class I*															
01/01/24	12/31/24	49.57	(0.04)	17.83	17.79	(0.00)	(7.61)	(7.61)	59.75	0.70	0.85	(0.07)	22	35.76	251
11/01/23	12/31/23	48.17	0.02	7.20	7.22	(0.00)	(5.82)	(5.82)	49.57	0.70	0.95	0.18	4	14.96	213
11/01/22	10/31/23	49.55	0.07	6.36	6.43	(0.06)	(7.75)	(7.81)	48.17	0.70	0.91	0.14	31	16.24	191
11/01/21	10/31/22	68.46	0.10	(14.67)	(14.57)	(0.02)	(4.32)	(4.34)	49.55	0.70	0.88	0.18	31	(22.65)	213
11/01/20	10/31/21	54.56	0.09	21.70	21.79	(0.18)	(7.71)	(7.89)	68.46	0.70	0.87	0.15	20	43.87	400
11/01/19	10/31/20	45.52	0.19	9.70	9.89	(0.26)	(0.59)	(0.85)	54.56	0.70	0.89	0.39	31	22.00	276
Class R-6*															
01/01/24	12/31/24	48.46	0.03	17.44	17.47	(0.02)	(7.45)	(7.47)	58.46	0.60	0.77	0.06	22	35.90	0
11/01/23	12/31/23	47.09	0.02	7.04	7.06	—	(5.69)	(5.69)	48.46	0.60	0.88	0.28	4	14.96	0
11/01/22	10/31/23	49.31	0.08	6.23	6.31	(0.78)	(7.75)	(8.53)	47.09	0.60	0.83	0.16	31	16.37	0
11/01/21	10/31/22	67.92	0.18	(14.40)	(14.22)	(0.07)	(4.32)	(4.39)	49.31	0.60	0.79	0.31	31	(22.31)	0
11/01/20	10/31/21	54.19	0.15	21.52	21.67	(0.23)	(7.71)	(7.94)	67.92	0.60	0.79	0.24	20	43.99	2
11/01/19	10/31/20	45.16	0.44	9.48	9.92	(0.30)	(0.59)	(0.89)	54.19	0.60	0.79	0.95	31	22.26	1
Carillon ClariVest International Stock Fund Class A*															
01/01/24	12/31/24	21.06	0.42	2.65	3.07	(0.69)	(0.21)	(0.90)	23.23	1.25	1.24	1.73	23	14.54	20
11/01/23	12/31/23	18.95	0.04	2.63	2.67	(0.56)	—	(0.56)	21.06	1.25	1.36	1.07	7	14.11	4
11/01/22	10/31/23	16.62	0.36	2.24	2.60	(0.27)	—	(0.27)	18.95	1.25	1.27	1.84	44	15.70	4
11/01/21	10/31/22	21.00	0.45	(4.52)	(4.07)	(0.31)	—	(0.31)	16.62	1.32	3.24	2.42	66	(19.67)	4
11/01/20	10/31/21	15.27	0.33	5.54	5.87	(0.14)	—	(0.14)	21.00	1.45	5.16	1.66	80	38.61	4
11/01/19	10/31/20	17.47	0.17	(1.99)	(1.82)	(0.38)	—	(0.38)	15.27	1.45	4.90	1.08	54	(10.73)	2
Class C*															
01/01/24	12/31/24	20.64	0.28	2.55	2.83	(0.44)	(0.20)	(0.64)	22.83	1.97	1.96	1.23	23	13.71	1
11/01/23	12/31/23	18.48	0.01	2.57	2.58	(0.42)	—	(0.42)	20.64	2.00	2.08	0.31	7	13.98	1
11/01/22	10/31/23	16.24	0.20	2.20	2.40	(0.16)	—	(0.16)	18.48	2.00	2.00	1.06	44	14.83	1
11/01/21	10/31/22	20.56	0.33	(4.46)	(4.13)	(0.19)	—	(0.19)	16.24	2.08	4.11	1.76	66	(20.28)	1
11/01/20	10/31/21	14.95	0.17	5.45	5.62	(0.01)	—	(0.01)	20.56	2.20	5.90	0.90	80	37.63	2
11/01/19	10/31/20	17.14	0.07	(1.99)	(1.92)	(0.27)	—	(0.27)	14.95	2.20	5.74	0.43	54	(11.44)	1
Class I*															
01/01/24	12/31/24	21.20	0.53	2.63	3.16	(0.69)	(0.21)	(0.90)	23.46	0.95	0.99	2.22	23	14.89	492
11/01/23	12/31/23	19.11	0.05	2.66	2.71	(0.62)	—	(0.62)	21.20	0.95	1.11	1.37	7	14.21	340
11/01/22	10/31/23	16.61	0.42	2.24	2.66	(0.16)	—	(0.16)	19.11	0.95	1.03	2.14	44	16.05	308
11/01/21	10/31/22	20.99	0.32	(4.32)	(4.00)	(0.38)	—	(0.38)	16.61	0.96	1.38	1.87	66	(19.44)	309
11/01/20	10/31/21	15.26	0.38	5.55	5.93	(0.20)	—	(0.20)	20.99	1.15	4.90	1.95	80	39.05	6
11/01/19	10/31/20	17.46	0.23	(2.01)	(1.78)	(0.42)	—	(0.42)	15.26	1.15	4.63	1.44	54	(10.51)	3
Class R-6*															
01/01/24	12/31/24	20.97	0.55	2.60	3.15	(0.71)	(0.21)	(0.92)	23.20	0.85	0.90	2.36	23	15.00	10
11/01/23	12/31/23	18.93	0.05	2.64	2.69	(0.65)	—	(0.65)	20.97	0.85	1.02	1.45	7	14.20	9
11/01/22	10/31/23	16.68	0.27	2.34	2.61	(0.36)	—	(0.36)	18.93	0.85	0.95	1.40	44	15.78	8
11/01/21	10/31/22	21.06	0.75	(4.74)	(3.99)	(0.39)	—	(0.39)	16.68	0.86	2.65	4.13	66	(19.32)	12
11/01/20	10/31/21	15.31	0.39	5.57	5.96	(0.21)	—	(0.21)	21.06	1.05	4.82	2.03	80	39.19	0
11/01/19	10/31/20	17.51	0.25	(2.01)	(1.76)	(0.44)	—	(0.44)	15.31	1.05	4.66	1.59	54	(10.39)	0
Carillon Eagle Growth & Income Fund Class A*															
01/01/24	12/31/24	20.59	0.32	2.88	3.20	(0.34)	(3.12)	(3.46)	20.33	0.97	0.97	1.44	40	15.63	205
11/01/23	12/31/23	20.12	0.07	2.85	2.92	(0.07)	(2.38)	(2.45)	20.59	1.02	1.02	2.01	5	14.57	206
11/01/22	10/31/23	21.95	0.37	(0.61)	(0.24)	(0.37)	(1.22)	(1.59)	20.12	0.98	0.98	1.71	40	(1.38)	186
11/01/21	10/31/22	26.51	0.34	(2.51)	(2.17)	(0.35)	(2.04)	(2.39)	21.95	0.96	0.96	1.44	21	(8.95)	210
11/01/20	10/31/21	20.22	0.34	7.02	7.36	(0.34)	(0.73)	(1.07)	26.51	0.96	0.96	1.42	32	37.44	234
11/01/19	10/31/20	21.70	0.37	(0.82)	(0.45)	(0.37)	(0.66)	(1.03)	20.22	0.97	0.97	1.81	41	(2.09)	165

Financial Highlights

PROSPECTUS | 5.1.2025

Fiscal period		From investment operations				Dividends & distributions			Ratios to average net asset (%)						Ending net assets
		Beginning net asset value	Income (loss)	Realized & unrealized gain (loss)	Total	From investment income	From realized gains	Total	Ending net asset value	With expenses waived/recovered (a)	Without expenses waived/recovered (a)	Net income (loss) (a)	Portfolio turnover rate (%) (b)	Total return (%) (b)(c)	
Beginning	Ending														(millions)
Carillon Eagle Growth & Income Fund (cont'd)															
Class C*															
01/01/24	12/31/24	\$19.37	\$0.14	\$2.72	\$2.86	\$(0.19)	\$(2.93)	\$(3.12)	\$19.11	1.71	1.71	0.69	40	14.77	\$31
11/01/23	12/31/23	18.91	0.04	2.68	2.72	(0.03)	(2.23)	(2.26)	19.37	1.76	1.76	1.26	5	14.48	40
11/01/22	10/31/23	20.73	0.20	(0.58)	(0.38)	(0.22)	(1.22)	(1.44)	18.91	1.71	1.71	0.99	40	(2.13)	38
11/01/21	10/31/22	25.17	0.16	(2.37)	(2.21)	(0.19)	(2.04)	(2.23)	20.73	1.68	1.68	0.72	21	(9.63)	53
11/01/20	10/31/21	19.24	0.16	6.67	6.83	(0.17)	(0.73)	(0.90)	25.17	1.69	1.69	0.72	32	36.47	79
11/01/19	10/31/20	20.68	0.21	(0.77)	(0.56)	(0.22)	(0.66)	(0.88)	19.24	1.73	1.73	1.08	41	(2.82)	79
Class I*															
01/01/24	12/31/24	20.51	0.38	2.86	3.24	(0.40)	(3.11)	(3.51)	20.24	0.71	0.71	1.70	40	15.90	312
11/01/23	12/31/23	20.04	0.08	2.85	2.93	(0.09)	(2.37)	(2.46)	20.51	0.77	0.77	2.27	5	14.66	352
11/01/22	10/31/23	21.88	0.43	(0.62)	(0.19)	(0.43)	(1.22)	(1.65)	20.04	0.72	0.72	1.98	40	(1.18)	334
11/01/21	10/31/22	26.43	0.40	(2.49)	(2.09)	(0.42)	(2.04)	(2.46)	21.88	0.69	0.69	1.71	21	(8.68)	556
11/01/20	10/31/21	20.16	0.41	7.00	7.41	(0.41)	(0.73)	(1.14)	26.43	0.68	0.68	1.70	32	37.83	661
11/01/19	10/31/20	21.64	0.42	(0.81)	(0.39)	(0.43)	(0.66)	(1.09)	20.16	0.70	0.70	2.07	41	(1.82)	487
Class R-6*															
01/01/24	12/31/24	20.47	0.39	2.85	3.24	(0.42)	(3.10)	(3.52)	20.19	0.63	0.63	1.77	40	15.93	9
11/01/23	12/31/23	20.00	0.08	2.85	2.93	(0.09)	(2.37)	(2.46)	20.47	0.69	0.69	2.35	5	14.69	9
11/01/22	10/31/23	21.84	0.44	(0.61)	(0.17)	(0.45)	(1.22)	(1.67)	20.00	0.64	0.64	2.05	40	(1.08)	8
11/01/21	10/31/22	26.39	0.42	(2.49)	(2.07)	(0.44)	(2.04)	(2.48)	21.84	0.61	0.61	1.79	21	(8.61)	9
11/01/20	10/31/21	20.13	0.42	7.00	7.42	(0.43)	(0.73)	(1.16)	26.39	0.61	0.61	1.73	32	37.94	8
11/01/19	10/31/20	21.59	0.54	(0.98)	(0.44)	(0.36)	(0.66)	(1.02)	20.13	0.62	0.62	2.58	41	(2.03)	2
Carillon Eagle Mid Cap Growth Fund															
Class A*															
01/01/24	12/31/24	70.53	(0.39)	9.44	9.05	—	(9.15)	(9.15)	70.43	1.05	1.05	(0.53)	52	12.76	582
11/01/23	12/31/23	66.19	(0.02)	12.64	12.62	—	(8.28)	(8.28)	70.53	1.05	1.05	(0.16)	3	19.12	618
11/01/22	10/31/23	68.34	(0.31)	(0.91)	(1.22)	—	(0.93)	(0.93)	66.19	1.05	1.05	(0.45)	49	(1.78)	539
11/01/21	10/31/22	104.16	(0.47)	(25.60)	(26.07)	—	(9.75)	(9.75)	68.34	1.04	1.04	(0.61)	34	(26.95)	595
11/01/20	10/31/21	77.60	(0.63)	29.23	28.60	—	(2.04)	(2.04)	104.16	1.03	1.03	(0.67)	23	37.25	942
11/01/19	10/31/20	63.14	(0.37)	16.27	15.90	—	(1.44)	(1.44)	77.60	1.04	1.04	(0.54)	27	25.62	786
Class C*															
01/01/24	12/31/24	50.78	(0.65)	6.78	6.13	—	(6.55)	(6.55)	50.36	1.74	1.74	(1.22)	52	11.99	56
11/01/23	12/31/23	47.71	(0.07)	9.10	9.03	—	(5.96)	(5.96)	50.78	1.74	1.74	(0.84)	3	18.99	70
11/01/22	10/31/23	49.85	(0.57)	(0.64)	(1.21)	—	(0.93)	(0.93)	47.71	1.73	1.73	(1.12)	49	(2.43)	64
11/01/21	10/31/22	79.34	(0.74)	(19.00)	(19.74)	—	(9.75)	(9.75)	49.85	1.72	1.72	(1.29)	34	(27.46)	84
11/01/20	10/31/21	59.92	(0.97)	22.43	21.46	—	(2.04)	(2.04)	79.34	1.71	1.71	(1.35)	23	36.30	141
11/01/19	10/31/20	49.40	(0.65)	12.61	11.96	—	(1.44)	(1.44)	59.92	1.74	1.74	(1.24)	27	24.75	134
Class I*															
01/01/24	12/31/24	76.77	(0.18)	10.29	10.11	—	(9.99)	(9.99)	76.89	0.75	0.75	(0.22)	52	13.10	2,071
11/01/23	12/31/23	72.00	0.02	13.76	13.78	—	(9.01)	(9.01)	76.77	0.73	0.73	0.15	3	19.20	1,296
11/01/22	10/31/23	74.02	(0.09)	(1.00)	(1.09)	—	(0.93)	(0.93)	72.00	0.73	0.73	(0.12)	49	(1.46)	1,136
11/01/21	10/31/22	111.62	(0.24)	(27.61)	(27.85)	—	(9.75)	(9.75)	74.02	0.72	0.72	(0.29)	34	(26.72)	1,368
11/01/20	10/31/21	82.78	(0.37)	31.25	30.88	—	(2.04)	(2.04)	111.62	0.72	0.72	(0.37)	23	37.68	1,993
11/01/19	10/31/20	67.06	(0.17)	17.33	17.16	—	(1.44)	(1.44)	82.78	0.72	0.72	(0.23)	27	26.01	1,547
Class R-6*															
01/01/24	12/31/24	77.75	(0.11)	10.44	10.33	—	(10.13)	(10.13)	77.95	0.66	0.66	(0.13)	52	13.21	3,527
11/01/23	12/31/23	72.91	0.03	13.94	13.97	—	(9.13)	(9.13)	77.75	0.65	0.65	0.23	3	19.22	3,560
11/01/22	10/31/23	74.88	(0.03)	(1.01)	(1.04)	—	(0.93)	(0.93)	72.91	0.64	0.64	(0.04)	49	(1.38)	3,037
11/01/21	10/31/22	112.71	(0.18)	(27.90)	(28.08)	—	(9.75)	(9.75)	74.88	0.64	0.64	(0.21)	34	(26.66)	3,263
11/01/20	10/31/21	83.51	(0.28)	31.52	31.24	—	(2.04)	(2.04)	112.71	0.63	0.63	(0.28)	23	37.79	4,561
11/01/19	10/31/20	67.58	(0.11)	17.48	17.37	—	(1.44)	(1.44)	83.51	0.64	0.64	(0.15)	27	26.12	3,295
Carillon Eagle Small Cap Growth Fund															
Class A*															
01/01/24	12/31/24	22.20	(0.09)	2.99	2.90	—	(4.62)	(4.62)	20.48	1.17	1.17	(0.37)	53	13.04	137
11/01/23	12/31/23	20.41	(0.00)	3.87	3.87	—	(2.08)	(2.08)	22.20	1.21	1.21	(0.12)	8	19.04	146
11/01/22	10/31/23	31.07	(0.14)	(2.21)	(2.35)	—	(8.31)	(8.31)	20.41	1.18	1.18	(0.61)	39	(8.32)	130
11/01/21	10/31/22	61.37	(0.22)	(13.76)	(13.98)	—	(16.32)	(16.32)	31.07	1.10	1.10	(0.62)	40	(28.12)	202
11/01/20	10/31/21	54.04	(0.43)	18.33	17.90	—	(10.57)	(10.57)	61.37	1.06	1.06	(0.73)	28	34.65	384
11/01/19	10/31/20	48.23	(0.37)	9.45	9.08	—	(3.27)	(3.27)	54.04	1.08	1.08	(0.77)	21	19.50	336
Class C*															
01/01/24	12/31/24	2.86	(0.03)	0.38	0.35	—	(0.59)	(0.59)	2.62	1.87	1.87	(1.05)	53	12.24	8
11/01/23	12/31/23	2.64	(0.00)	0.49	0.49	—	(0.27)	(0.27)	2.86	1.95	1.95	(0.85)	8	18.58	11
11/01/22	10/31/23	11.71	(0.04)	(0.72)	(0.76)	—	(8.31)	(8.31)	2.64	1.88	1.88	(1.31)	39	(8.84)	10
11/01/21	10/31/22	34.57	(0.19)	(6.35)	(6.54)	—	(16.32)	(16.32)	11.71	1.80	1.80	(1.32)	40	(28.64)	16
11/01/20	10/31/21	34.32	(0.48)	11.30	10.82	—	(10.57)	(10.57)	34.57	1.76	1.76	(1.41)	28	33.73	34
11/01/19	10/31/20	31.93	(0.45)	6.11	5.66	—	(3.27)	(3.27)	34.32	1.77	1.77	(1.45)	21	18.67	48

Fiscal period		Beginning net asset value	From investment operations			Dividends & distributions			Ending net asset value	Ratios to average net asset (%)					Ending net assets (millions)
			Income (loss)	Realized & unrealized gain (loss)	Total	From investment income	From realized gains	Total		With expenses waived/recovered (a)	Without expenses waived/recovered (a)	Net income (loss) (a)	Portfolio turnover rate (%) (b)	Total return (%) (b)(c)	
Beginning	Ending														
Carillon Eagle Small Cap Growth Fund (cont'd)															
Class I*															
01/01/24	12/31/24	\$26.65	\$(0.01)	\$3.58	\$3.57	\$—	\$(5.56)	\$(5.56)	\$24.66	0.88	0.88	(0.05)	53	13.37	\$181
11/01/23	12/31/23	24.49	0.01	4.65	4.66	—	(2.50)	(2.50)	26.65	0.92	0.92	0.17	8	19.10	206
11/01/22	10/31/23	35.44	(0.09)	(2.55)	(2.64)	—	(8.31)	(8.31)	24.49	0.89	0.89	(0.32)	39	(8.06)	181
11/01/21	10/31/22	67.29	(0.13)	(15.40)	(15.53)	—	(16.32)	(16.32)	35.44	0.80	0.80	(0.32)	40	(27.90)	377
11/01/20	10/31/21	58.29	(0.28)	19.85	19.57	—	(10.57)	(10.57)	67.29	0.77	0.77	(0.44)	28	35.04	777
11/01/19	10/31/20	51.64	(0.24)	10.16	9.92	—	(3.27)	(3.27)	58.29	0.78	0.78	(0.46)	21	19.86	803
Class R-6*															
01/01/24	12/31/24	27.92	0.02	3.75	3.77	—	(5.83)	(5.83)	25.86	0.78	0.78	0.06	53	13.49	130
11/01/23	12/31/23	25.65	0.01	4.88	4.89	—	(2.62)	(2.62)	27.92	0.83	0.83	0.26	8	19.13	193
11/01/22	10/31/23	36.68	(0.07)	(2.65)	(2.72)	—	(8.31)	(8.31)	25.65	0.78	0.78	(0.22)	39	(7.99)	167
11/01/21	10/31/22	68.96	(0.10)	(15.86)	(15.96)	—	(16.32)	(16.32)	36.68	0.71	0.71	(0.22)	40	(27.83)	336
11/01/20	10/31/21	59.47	(0.22)	20.28	20.06	—	(10.57)	(10.57)	68.96	0.66	0.66	(0.33)	28	35.18	985
11/01/19	10/31/20	52.56	(0.18)	10.36	10.18	—	(3.27)	(3.27)	59.47	0.66	0.66	(0.34)	21	20.01	1,427
Carillon Scout Mid Cap Fund															
Class A*															
01/01/24	12/31/24	21.63	0.05	4.86	4.91	(0.06)	(3.49)	(3.55)	22.99	1.25	1.26	0.20	72	22.67	35
11/01/23	12/31/23	18.69	0.01	2.94	2.95	(0.01)	—	(0.01)	21.63	1.26	1.26	0.29	17	15.78	26
11/01/22	10/31/23	20.09	(0.00)	(0.65)	(0.65)	(0.16)	(0.59)	(0.75)	18.69	1.25	1.25	(0.01)	112	(3.27)	23
11/01/21	10/31/22	27.73	0.14	(4.97)	(4.83)	(0.01)	(2.80)	(2.81)	20.09	1.23	1.23	0.62	159	(18.72)	26
11/01/20	10/31/21	19.92	(0.06)	8.39	8.33	—	(0.52)	(0.52)	27.73	1.19	1.19	(0.22)	109	42.31	33
11/01/19	10/31/20	18.38	0.02	1.63	1.65	(0.10)	(0.01)	(0.11)	19.92	1.22	1.22	0.12	109	9.01	19
Class C*															
01/01/24	12/31/24	20.93	(0.13)	4.69	4.56	(0.00) (d)	(3.35)	(3.35)	22.14	2.00	2.00	(0.56)	72	21.80	19
11/01/23	12/31/23	18.11	(0.01)	2.83	2.82	—	—	—	20.93	2.00	2.00	(0.45)	17	15.57	19
11/01/22	10/31/23	19.47	(0.14)	(0.62)	(0.76)	(0.01)	(0.59)	(0.60)	18.11	1.98	1.98	(0.74)	112	(3.97)	17
11/01/21	10/31/22	27.14	(0.03)	(4.84)	(4.87)	—	(2.80)	(2.80)	19.47	1.97	1.97	(0.14)	159	(19.32)	24
11/01/20	10/31/21	19.65	(0.25)	8.26	8.01	—	(0.52)	(0.52)	27.14	1.96	1.96	(0.99)	109	41.25	31
11/01/19	10/31/20	18.17	(0.12)	1.61	1.49	—	(0.01)	(0.01)	19.65	2.00	2.00	(0.65)	109	8.23	19
Class I*															
01/01/24	12/31/24	21.80	0.12	4.91	5.03	(0.12)	(3.53)	(3.65)	23.18	0.96	0.99	0.48	72	23.07	2,594
11/01/23	12/31/23	18.86	0.02	2.96	2.98	(0.04)	—	(0.04)	21.80	1.00	1.00	0.56	17	15.78	2,918
11/01/22	10/31/23	20.27	0.05	(0.65)	(0.60)	(0.22)	(0.59)	(0.81)	18.86	0.98	0.98	0.26	112	(2.99)	2,682
11/01/21	10/31/22	27.90	0.20	(5.01)	(4.81)	(0.02)	(2.80)	(2.82)	20.27	0.96	0.96	0.87	159	(18.52)	3,446
11/01/20	10/31/21	20.03	— (d)	8.44	8.44	(0.05)	(0.52)	(0.57)	27.90	0.95	0.95	0.02	109	42.67	4,560
11/01/19	10/31/20	18.46	0.07	1.64	1.71	(0.13)	(0.01)	(0.14)	20.03	0.97	0.97	0.37	109	9.31	2,581
Class R-6*															
01/01/24	12/31/24	21.77	0.15	4.90	5.05	(0.15)	(3.53)	(3.68)	23.14	0.86	0.88	0.59	72	23.19	414
11/01/23	12/31/23	18.86	0.02	2.96	2.98	(0.07)	—	(0.07)	21.77	0.88	0.88	0.66	17	15.78	366
11/01/22	10/31/23	20.27	0.07	(0.65)	(0.58)	(0.24)	(0.59)	(0.83)	18.86	0.87	0.87	0.37	112	(2.87)	320
11/01/21	10/31/22	27.88	0.23	(5.02)	(4.79)	(0.02)	(2.80)	(2.82)	20.27	0.86	0.86	1.03	159	(18.44)	325
11/01/20	10/31/21	20.01	0.03	8.43	8.46	(0.07)	(0.52)	(0.59)	27.88	0.86	0.86	0.11	109	42.85	278
11/01/19	10/31/20	18.45	0.07	1.65	1.72	(0.15)	(0.01)	(0.16)	20.01	0.88	0.88	0.36	109	9.38	171
Carillon Chartwell Small Cap Fund															
Class A*															
01/01/24	12/31/24	26.50	(0.16)	5.55	5.39	—	(3.14)	(3.14)	28.75	1.15	1.14	(0.55)	27	20.32	14
11/01/23	12/31/23	22.06	(0.02)	4.46	4.44	—	—	—	26.50	1.25	1.29	(0.39)	4	20.13	13
11/01/22	10/31/23	25.75	(0.15)	(2.73)	(2.88)	—	(0.81)	(0.81)	22.06	1.20	1.20	(0.61)	7	(11.43)	11
11/01/21	10/31/22	39.48	(0.16)	(7.72)	(7.88)	—	(5.85)	(5.85)	25.75	1.18	1.18	(0.55)	17	(22.53)	14
11/01/20	10/31/21	29.50	(0.30)	13.12	12.82	—	(2.84)	(2.84)	39.48	1.15	1.15	(0.80)	28	44.67	18
11/01/19	10/31/20	28.20	(0.16)	2.56	2.40	—	(1.10)	(1.10)	29.50	1.19	1.19	(0.58)	22	8.69	12
Class C*															
01/01/24	12/31/24	25.01	(0.35)	5.22	4.87	—	(2.94)	(2.94)	26.94	1.89	1.88	(1.29)	27	19.46	1
11/01/23	12/31/23	20.85	(0.04)	4.20	4.16	—	—	—	25.01	2.00	2.04	(1.14)	4	19.95	1
11/01/22	10/31/23	24.56	(0.32)	(2.58)	(2.90)	—	(0.81)	(0.81)	20.85	1.94	1.94	(1.35)	7	(12.08)	1
11/01/21	10/31/22	38.19	(0.35)	(7.43)	(7.78)	—	(5.85)	(5.85)	24.56	1.92	1.92	(1.28)	17	(23.11)	2
11/01/20	10/31/21	28.82	(0.56)	12.77	12.21	—	(2.84)	(2.84)	38.19	1.91	1.91	(1.52)	28	43.53	3
11/01/19	10/31/20	27.78	(0.35)	2.49	2.14	—	(1.10)	(1.10)	28.82	1.95	1.95	(1.32)	22	7.85	5
Class I*															
01/01/24	12/31/24	26.97	(0.10)	5.66	5.56	—	(3.20)	(3.20)	29.33	0.92	0.90	(0.33)	27	20.61	235
11/01/23	12/31/23	22.44	(0.00)	4.53	4.53	—	—	—	26.97	0.95	1.05	(0.09)	4	20.19	237
11/01/22	10/31/23	26.12	(0.09)	(2.78)	(2.87)	—	(0.81)	(0.81)	22.44	0.95	0.96	(0.36)	7	(11.22)	203
11/01/21	10/31/22	39.88	(0.09)	(7.81)	(7.90)	(0.01)	(5.85)	(5.86)	26.12	0.94	0.94	(0.31)	17	(22.33)	252
11/01/20	10/31/21	29.72	(0.21)	13.22	13.01	(0.01)	(2.84)	(2.85)	39.88	0.90	0.90	(0.55)	28	45.02	362
11/01/19	10/31/20	28.34	(0.09)	2.57	2.48	—	(1.10)	(1.10)	29.72	0.95	0.95	(0.34)	22	8.93	268

Financial Highlights

Fiscal period		From investment operations				Dividends & distributions			Ratios to average net asset (%)						
		Beginning net asset value	Income (loss)	Realized & unrealized gain (loss)	Total	From investment income	From realized gains	Total	Ending net asset value	With expenses waived/recovered (a)	Without expenses waived/recovered (a)	Net income (loss) (a)	Portfolio turnover rate (%) (b)	Total return (%) (b)(c)	Ending net assets (millions)
Beginning	Ending														
Carillon Chartwell Small Cap Fund (cont'd)															
Class R-6*															
01/01/24	12/31/24	\$27.17	\$(0.08)	\$5.71	\$5.63	\$—	\$(3.23)	\$(3.23)	\$29.57	0.85	0.80	(0.28)	27	20.70	\$3
11/01/23	12/31/23	22.60	0.00	4.57	4.57	—	—	—	27.17	0.85	0.95	0.01	4	20.22	9
11/01/22	10/31/23	26.28	(0.07)	(2.80)	(2.87)	—	(0.81)	(0.81)	22.60	0.85	0.86	(0.26)	7	(11.15)	7
11/01/21	10/31/22	40.06	(0.06)	(7.85)	(7.91)	(0.02)	(5.85)	(5.87)	26.28	0.84	0.84	(0.21)	17	(22.26)	8
11/01/20	10/31/21	29.82	(0.17)	13.27	13.10	(0.02)	(2.84)	(2.86)	40.06	0.81	0.81	(0.45)	28	45.16	12
11/01/19	10/31/20	28.41	(0.08)	2.59	2.51	—	(1.10)	(1.10)	29.82	0.85	0.85	(0.30)	22	9.02	9
Carillon Chartwell Real Income Fund															
Class A*															
04/26/24	12/31/24	12.76	0.29	0.52	0.81	(0.37)	—	(0.37)	13.20	0.92	0.92	3.22	98	6.42	0
Class C*															
04/26/24	12/31/24	12.76	0.26	0.48	0.74	(0.30)	—	(0.30)	13.20	1.68	1.68	2.87	98	5.85	0
Class I*															
01/01/24	12/31/24	12.80	0.52	0.38	0.90	(0.51)	—	(0.51)	13.19	0.64	0.75	3.96	98	7.20	249
01/01/23	12/31/23	12.29	0.42	0.52	0.94	(0.43)	—	(0.43)	12.80	0.64	0.73	3.35	59	7.77	308
01/01/22	12/31/22	14.15	0.38	(1.80)	(1.42)	(0.39)	(0.05)	(0.44)	12.29	0.64	0.69	2.87	40	(10.14)	367
01/01/21	12/31/21	13.53	0.34	0.65	0.99	(0.37)	—	(0.37)	14.15	0.64	0.68	2.41	56	7.35	520
11/01/20	12/31/20	12.72	0.07	0.81	0.88	(0.07)	—	(0.07)	13.53	0.64	0.73	2.93	7	6.93	557
11/01/19	10/31/20	13.26	0.40	(0.52)	(0.12)	(0.42)	—	(0.42)	12.72	0.64	0.67	3.08	63	(0.83)	568
Class R-6*															
04/26/24	12/31/24	12.76	0.36	0.48	0.84	(0.40)	—	(0.40)	13.20	0.54	0.67	4.00	98	6.67	0
Carillon Chartwell Short Duration High Yield Fund															
Class A*															
04/26/24	12/31/24	9.40	0.31	0.11	0.42	(0.34)	—	(0.34)	9.48	0.74	0.74	4.86	41	4.57	0
Class C*															
04/26/24	12/31/24	9.40	0.27	0.11	0.38	(0.30)	—	(0.30)	9.48	1.49	1.49	4.11	41	4.04	0
Class I*															
01/01/24	12/31/24	9.43	0.48	0.05	0.53	(0.48)	—	(0.48)	9.48	0.49	0.58	5.10	41	5.78	269
01/01/23	12/31/23	9.15	0.42	0.28	0.70	(0.42)	—	(0.42)	9.43	0.49	0.60	4.51	39	7.80	247
01/01/22	12/31/22	9.75	0.29	(0.60)	(0.31)	(0.29)	—	(0.29)	9.15	0.49	0.59	3.09	35	(3.17)	210
01/01/21	12/31/21	9.79	0.27	(0.04)	0.23	(0.27)	—	(0.27)	9.75	0.49	0.58	2.78	54	2.40	217
11/01/20	12/31/20	9.59	0.05	0.20	0.25	(0.05)	—	(0.05)	9.79	0.49	0.66	3.13	9	2.63	164
11/01/19	10/31/20	9.68	0.33	(0.08)	0.25	(0.34)	—	(0.34)	9.59	0.49	0.61	3.55	63	2.62	161
Class R-6*															
04/26/24	12/31/24	9.40	0.34	0.11	0.45	(0.37)	—	(0.37)	9.48	0.39	0.50	5.22	41	4.82	0
Carillon Reams Core Bond Fund															
Class A*															
01/01/24	12/31/24	10.88	0.44	(0.32)	0.12	(0.43)	—	(0.43)	10.57	0.75	0.93	4.03	522	1.13	30
11/01/23	12/31/23	10.07	0.07	0.85	0.92	(0.11)	—	(0.11)	10.88	0.80	1.03	3.85	52	9.15	3
11/01/22	10/31/23	10.41	0.35	(0.36)	(0.01)	(0.33)	—	(0.33)	10.07	0.80	0.97	3.26	530	(0.21)	3
11/01/21	10/31/22	12.66	0.17	(2.24)	(2.07)	(0.18)	—	(0.18)	10.41	0.80	0.95	1.45	429	(16.49)	4
11/01/20	10/31/21	13.14	0.06	(0.22)	(0.16)	(0.07)	(0.25)	(0.32)	12.66	0.80	0.93	0.47	227	(1.27)	4
11/01/19	10/31/20	12.02	0.12	1.40	1.52	(0.16)	(0.24)	(0.40)	13.14	0.80	1.03	0.93	549	12.94	4
Class C*															
01/01/24	12/31/24	10.83	0.34	(0.29)	0.05	(0.35)	—	(0.35)	10.53	1.51	1.62	3.22	522	0.45	2
11/01/23	12/31/23	10.03	0.05	0.84	0.89	(0.09)	—	(0.09)	10.83	1.55	1.75	3.10	52	8.88	4
11/01/22	10/31/23	10.36	0.27	(0.35)	(0.08)	(0.25)	—	(0.25)	10.03	1.55	1.70	2.52	530	(0.87)	3
11/01/21	10/31/22	12.60	0.07	(2.22)	(2.15)	(0.09)	—	(0.09)	10.36	1.55	1.70	0.57	429	(17.11)	5
11/01/20	10/31/21	13.11	(0.04)	(0.21)	(0.25)	(0.01)	(0.25)	(0.26)	12.60	1.55	1.67	(0.27)	227	(2.01)	13
11/01/19	10/31/20	12.01	(0.02)	1.44	1.42	(0.08)	(0.24)	(0.32)	13.11	1.55	1.72	(0.14)	549	12.09	11
Class I*															
01/01/24	12/31/24	10.89	0.46	(0.31)	0.15	(0.46)	—	(0.46)	10.58	0.44	0.63	4.29	522	1.45	429
11/01/23	12/31/23	10.09	0.08	0.84	0.92	(0.12)	—	(0.12)	10.89	0.40	0.76	4.25	52	9.14	432
11/01/22	10/31/23	10.43	0.41	(0.37)	0.04	(0.38)	—	(0.38)	10.09	0.40	0.72	3.76	530	0.19	414
11/01/21	10/31/22	12.67	0.21	(2.22)	(2.01)	(0.23)	—	(0.23)	10.43	0.40	0.72	1.82	429	(16.06)	308
11/01/20	10/31/21	13.16	0.11	(0.23)	(0.12)	(0.12)	(0.25)	(0.37)	12.67	0.40	0.70	0.88	227	(0.95)	447
11/01/19	10/31/20	12.04	0.15	1.41	1.56	(0.20)	(0.24)	(0.44)	13.16	0.40	0.76	1.19	549	13.35	552
Class R-6*															
01/01/24	12/31/24	10.90	0.47	(0.30)	0.17	(0.47)	—	(0.47)	10.60	0.36	0.54	4.37	522	1.62	17
11/01/23	12/31/23	10.10	0.08	0.84	0.92	(0.12)	—	(0.12)	10.90	0.40	0.66	4.25	52	9.13	16
11/01/22	10/31/23	10.44	0.41	(0.37)	0.04	(0.38)	—	(0.38)	10.10	0.40	0.63	3.83	530	0.19	15
11/01/21	10/31/22	12.68	0.25	(2.26)	(2.01)	(0.23)	—	(0.23)	10.44	0.40	0.62	2.16	429	(16.03)	4
11/01/20	10/31/21	13.16	0.11	(0.22)	(0.11)	(0.12)	(0.25)	(0.37)	12.68	0.40	0.59	0.87	227	(0.88)	1
11/01/19	10/31/20	12.04	0.12	1.44	1.56	(0.20)	(0.24)	(0.44)	13.16	0.40	0.72	0.92	549	13.35	1

Fiscal period		From investment operations				Dividends & distributions			Ratios to average net asset (%)						Ending net assets (millions)
		Beginning net asset value	Income (loss)	Realized & unrealized gain (loss)	Total	From investment income	From realized gains	Total	Ending net asset value	With expenses waived/recovered (a)	Without expenses waived/recovered (a)	Net income (loss) (a)	Portfolio turnover rate (%) (b)	Total return (%) (b)(c)	
Beginning	Ending														
Carillon Reams Core Plus Bond Fund															
Class A*															
01/01/24	12/31/24	\$29.96	\$1.23	\$(0.93)	\$0.30	\$(1.27)	\$—	\$(1.27)	\$28.99	0.80	0.94	4.13	502	1.02	\$22
11/01/23	12/31/23	27.66	0.19	2.42	2.61	(0.31)	—	(0.31)	29.96	0.80	0.91	3.94	49	9.46	5
11/01/22	10/31/23	28.81	1.04	(0.84)	0.20	(1.35)	—	(1.35)	27.66	0.80	0.90	3.50	532	0.51	4
11/01/21	10/31/22	34.45	0.53	(5.67)	(5.14)	(0.50)	—	(0.50)	28.81	0.80	0.90	1.63	413	(15.06)	3
11/01/20	10/31/21	36.57	0.23	(0.60)	(0.37)	(0.38)	(1.37)	(1.75)	34.45	0.80	0.90	0.65	220	(1.12)	7
11/01/19	10/31/20	33.43	0.40	3.99	4.39	(0.64)	(0.61)	(1.25)	36.57	0.80	0.90	1.09	559	13.56	6
Class C*															
01/01/24	12/31/24	29.74	0.98	(0.89)	0.09	(1.07)	—	(1.07)	28.76	1.55	1.65	3.34	502	0.29	4
11/01/23	12/31/23	27.44	0.15	2.40	2.55	(0.25)	—	(0.25)	29.74	1.55	1.66	3.19	49	9.33	4
11/01/22	10/31/23	28.59	0.80	(0.81)	(0.01)	(1.14)	—	(1.14)	27.44	1.55	1.65	2.71	532	(0.24)	4
11/01/21	10/31/22	34.35	0.31	(5.66)	(5.35)	(0.41)	—	(0.41)	28.59	1.55	1.67	0.96	413	(15.69)	4
11/01/20	10/31/21	36.55	(0.04)	(0.60)	(0.64)	(0.19)	(1.37)	(1.56)	34.35	1.55	1.67	(0.11)	220	(1.87)	6
11/01/19	10/31/20	33.38	0.11	4.06	4.17	(0.39)	(0.61)	(1.00)	36.55	1.55	1.66	0.30	559	12.84	5
Class I*															
01/01/24	12/31/24	30.07	1.31	(0.91)	0.40	(1.37)	—	(1.37)	29.10	0.48	0.65	4.41	502	1.34	1,433
11/01/23	12/31/23	27.76	0.21	2.43	2.64	(0.33)	—	(0.33)	30.07	0.40	0.66	4.34	49	9.57	1,502
11/01/22	10/31/23	28.91	1.16	(0.84)	0.32	(1.47)	—	(1.47)	27.76	0.40	0.64	3.90	532	0.91	1,346
11/01/21	10/31/22	34.54	0.70	(5.74)	(5.04)	(0.59)	—	(0.59)	28.91	0.40	0.65	2.17	413	(14.74)	980
11/01/20	10/31/21	36.64	0.37	(0.59)	(0.22)	(0.51)	(1.37)	(1.88)	34.54	0.40	0.65	1.04	220	(0.71)	1,142
11/01/19	10/31/20	33.45	0.60	3.96	4.56	(0.76)	(0.61)	(1.37)	36.64	0.40	0.65	1.72	559	14.11	1,132
Class R-6*															
01/01/24	12/31/24	30.07	1.37	(0.94)	0.43	(1.39)	—	(1.39)	29.11	0.40	0.55	4.56	502	1.46	314
11/01/23	12/31/23	27.77	0.21	2.42	2.63	(0.33)	—	(0.33)	30.07	0.40	0.57	4.34	49	9.53	52
11/01/22	10/31/23	28.92	1.28	(0.96)	0.32	(1.47)	—	(1.47)	27.77	0.40	0.57	4.30	532	0.90	47
11/01/21	10/31/22	34.54	0.77	(5.80)	(5.03)	(0.59)	—	(0.59)	28.92	0.40	0.56	2.42	413	(14.71)	5
11/01/20	10/31/21	36.65	0.37	(0.60)	(0.23)	(0.51)	(1.37)	(1.88)	34.54	0.40	0.56	1.06	220	(0.74)	4
11/01/19	10/31/20	33.45	0.59	3.98	4.57	(0.76)	(0.61)	(1.37)	36.65	0.40	0.93	1.63	559	14.14	0
Carillon Reams Unconstrained Bond Fund															
Class A*															
01/01/24	12/31/24	12.23	0.48	(0.01)	0.47	(0.56)	—	(0.56)	12.14	0.90	1.06	3.90	566	3.92	33
11/01/23	12/31/23	11.53	0.08	0.74	0.82	(0.12)	—	(0.12)	12.23	0.80	1.10	3.76	49	7.15	6
11/01/22	10/31/23	11.53	0.42	0.12	0.54	(0.54)	—	(0.54)	11.53	0.80	1.09	3.54	458	4.61	6
11/01/21	10/31/22	12.79	0.20	(1.20)	(1.00)	(0.13)	(0.13)	(0.26)	11.53	0.80	1.08	1.67	273	(7.90)	5
11/01/20	10/31/21	12.81	0.06	0.17	0.23	(0.25)	—	(0.25)	12.79	0.80	1.08	0.46	80	1.78	5
11/01/19	10/31/20	12.13	0.19	0.76	0.95	(0.27)	—	(0.27)	12.81	0.80	1.09	1.56	435	7.97	1
Class C*															
01/01/24	12/31/24	12.12	0.38	— (d)	0.38	(0.48)	—	(0.48)	12.02	1.64	1.76	3.13	566	3.14	2
11/01/23	12/31/23	11.42	0.06	0.74	0.80	(0.10)	—	(0.10)	12.12	1.55	1.86	3.00	49	7.02	1
11/01/22	10/31/23	11.44	0.32	0.11	0.43	(0.45)	—	(0.45)	11.42	1.55	1.85	2.72	458	3.70	1
11/01/21	10/31/22	12.72	0.11	(1.18)	(1.07)	(0.08)	(0.13)	(0.21)	11.44	1.55	1.86	0.90	273	(8.53)	2
11/01/20	10/31/21	12.79	(0.02)	0.15	0.13	(0.20)	—	(0.20)	12.72	1.55	1.86	(0.13)	80	1.02	2
11/01/19	10/31/20	12.10	0.10	0.77	0.87	(0.18)	—	(0.18)	12.79	1.55	1.88	0.77	435	7.25	2
Class I*															
01/01/24	12/31/24	12.25	0.51	— (d)	0.51	(0.60)	—	(0.60)	12.16	0.58	0.78	4.16	566	4.22	1,324
11/01/23	12/31/23	11.55	0.08	0.75	0.83	(0.13)	—	(0.13)	12.25	0.50	0.87	4.04	49	7.21	1,280
11/01/22	10/31/23	11.56	0.46	0.10	0.56	(0.57)	—	(0.57)	11.55	0.50	0.86	3.86	458	4.82	1,143
11/01/21	10/31/22	12.80	0.24	(1.19)	(0.95)	(0.16)	(0.13)	(0.29)	11.56	0.50	0.85	1.97	273	(7.55)	935
11/01/20	10/31/21	12.81	0.12	0.15	0.27	(0.28)	—	(0.28)	12.80	0.50	0.85	0.92	80	2.08	1,110
11/01/19	10/31/20	12.12	0.23	0.76	0.99	(0.30)	—	(0.30)	12.81	0.50	0.85	1.86	435	8.36	878
Class R-6*															
01/01/24	12/31/24	12.25	0.53	(0.01)	0.52	(0.61)	—	(0.61)	12.16	0.49	0.67	4.29	566	4.32	269
11/01/23	12/31/23	11.55	0.08	0.75	0.83	(0.13)	—	(0.13)	12.25	0.40	0.78	4.16	49	7.24	101
11/01/22	10/31/23	11.56	0.47	0.10	0.57	(0.58)	—	(0.58)	11.55	0.40	0.76	3.90	458	4.92	90
11/01/21	10/31/22	12.80	0.26	(1.20)	(0.94)	(0.17)	(0.13)	(0.30)	11.56	0.40	0.76	2.15	273	(7.46)	91
11/01/20	10/31/21	12.81	0.13	0.15	0.28	(0.29)	—	(0.29)	12.80	0.40	0.76	1.01	80	2.17	68
11/01/19	10/31/20	12.12	0.24	0.77	1.01	(0.32)	—	(0.32)	12.81	0.40	0.76	1.97	435	8.47	43

* Per share amounts have been calculated using the daily average share method. Classes with less than five years presented are showing results from the inception of the share class. Stub periods shown with only the months of November and December are due to a fiscal year end change.

(a) Annualized for periods less than one year.

(b) Not annualized for periods less than one year.

(c) Total returns are calculated without the imposition of either front-end or contingent deferred sales charges.

(d) Per share amount is less than \$0.005.

For More Information

More information on these funds is available free upon request, including the following:

Statement of additional information (“SAI”) | Additional information about each fund and its policies may be found in the SAI. A current SAI is on file with the Securities and Exchange Commission (“Commission”) and is incorporated herein by reference (meaning it is legally considered part of this Prospectus).

Shareholder reports | Additional information about each fund’s investments is available in the fund’s annual and semi-annual reports to shareholders. In a fund’s annual report, you will also find a discussion of the market conditions and investment strategies that materially affected a fund’s performance during the reporting period. In Form N-CSR, you will find a fund’s annual and semi-annual financial statements, as well as the report of the funds’ independent registered public accounting firm in the annual financial statements.

To obtain the SAI, Prospectus, annual report, semiannual report, N-CSR, privacy notice, performance information, an account application, a schedule of portfolio holdings found on Form N-PORT, other information or to make an inquiry, without charge, contact the Carillon Family of Funds:

By mail:	P.O. Box 23572 St. Petersburg, FL 33742
By telephone:	1.800.421.4184
By internet:	rjinvestmentmanagement.com

These documents and other information about the funds can be viewed on-screen or downloaded from the EDGAR Database on the Commission’s Internet website at www.sec.gov; or after paying a duplicating fee, by electronic request at the following email address: publicinfo@sec.gov.

The Carillon Family of Funds is pleased to offer the convenience of viewing shareholder communications, including fund prospectuses, annual reports, and proxy statements, online at rjinvestmentmanagement.com.

The Investment Company and Securities Act registration numbers are:

Investment Company Act	811-07470
Securities Act	033-57986

No dealer, salesperson or other person has been authorized to give any information or to make any representation other than that contained in this Prospectus in connection with the offer contained in this Prospectus, and, if given or made, such other information or representations must not be relied upon unless having been authorized by the funds or their distributor. This Prospectus does not constitute an offering in any state in which such offering may not lawfully be made.



Go Paperless with eDelivery

eDelivery is the most convenient, economical and environmentally-conscious way to receive information about your fund.

Environmentally friendly.

Go green with eDelivery by reducing the number of trees used to produce paper.

Efficient.

Stop waiting on regular mail. You will be sent an email as soon as your documents are available.

Easy.

Download and save files using your home computer with a few clicks.

**To enroll, please visit
carillontower.com/eDelivery**